

**HAYSTAQ** DNA



# L2/Haystaq National Models User Guide 2026

## L2 National Models User Guide

Haystaq is excited to announce this new round of national political models.

Each of the roughly 215 million voters on the L2 voter file has a score representing their likelihood of agreeing with any of the given positions, now updated to include more than 120 issues.

These models were built using response data from a national survey fielded via IVR- and live- telephone calls, text, email and an online panel in the spring of 2026. The indicator data used by these models is a combination of individual-level voter registration information and past voting behavior, individual and household demographic and consumer characteristics, and census and geographic-level data. Some models were built using real world data (turnout, vote by mail, home buying, etc)

For all models, a third of the response data is withheld from the modeling process as a test set to use for validation. The charts show how well each model predicts the responses of this holdout sample. Each score is split into deciles and the share of the test set scored in a given range whose actual responses match the dependent variable 'yes' or 1 condition is plotted on the y-axis. A strong model will show taller teal bars in the high deciles and shorter bars in the low deciles.

\* Indicates models have been built on a 240 million consumer file including 90 million who are not registered for vote. Please contact us for more information.

# TABLE OF CONTENTS

<b>Abortion (Updated April 2026)*</b>	<b>17</b>
hs_abortion_pro_choice	17
hs_abortion_pro_life	17
<b>Absentee/Vote by Mail</b>	<b>18</b>
hs_likely_absentee_by_mail_voter	18
<b>Activism*</b>	<b>19</b>
hs_activism	19
<b>Affordability (new April 2026)</b>	<b>20</b>
hs_affordability_changed_what_you_buy_yes	20
hs_affordability_changed_what_you_buy_no	21
<b>Affordable Housing*</b>	<b>21</b>
hs_affordable_housing_gov_has_role	22
hs_affordable_housing_gov_no_role	22
<b>AI*</b>	<b>23</b>
hs_artificial_intelligence_excited	23
<b>AI Job Loss (new April 2026)</b>	<b>24</b>
hs_concerned_job_loss_due_to_ai_no	24
hs_concerned_job_loss_due_to_ai_yes	25
<b>Aliens*</b>	<b>25</b>
hs_alien_government_disclosed_all	26
hs_alien_government_hiding_much	26
<b>Alternative News (new April 2026)</b>	<b>27</b>
hs_news_independent	27
hs_news_mainstream	28
<b>Amazon*</b>	<b>28</b>
hs_amazon_good_jobs	29
hs_amazon_exploitative	29
<b>Autonomous Vehicles*</b>	<b>30</b>
hs_autonomous_vehicles_allow	30
hs_autonomous_vehicles_do_not_allow	31
<b>Ballot Drop Off (Updated April 2026)*</b>	<b>31</b>
hs_dropoff_fill_entire_ballot	32
hs_dropoff_fill_only_top	32
<b>Campaign Finance Reform (new April 2026)</b>	<b>33</b>
hs_campaign_finance_reform_high_priority	33
<b>Candidate Mail (Updated April 2026)*</b>	<b>34</b>
hs_candidate_mail_readership_read_carefully	35
hs_candidate_mail_readership_do_not_read	35

<b>Candidates and Officials – Pete Buttigieg *</b>	<b>36</b>
hs_buttigieg_approval	36
hs_buttigieg_disapproval	37
hs_buttigieg_dem_approval	37
hs_buttigieg_dem_disapproval	38
<b>Candidates and Officials – Alexandria Ocasio Cortez (Updated April 2026)*</b>	<b>39</b>
hs_aoc_approval	39
hs_aoc_disapproval	40
hs_aoc_dem_approval	40
hs_aoc_dem_disapproval	41
<b>Candidates and Officials – Nikki Haley *</b>	<b>42</b>
hs_haley_approval	42
hs_haley_disapproval	42
hs_haley_approval_gop	43
<b>Candidates and Officials – Kamala Harris (Updated April 2026) *</b>	<b>44</b>
hs_harris_approval	44
hs_harris_disapproval	45
hs_harris_approval_dem	45
hs_harris_disapproval_dem	46
<b>Candidates and Officials – Mike Johnson (Updated April 2026) *</b>	<b>47</b>
hs_mike_johnson_approval	47
hs_mike_johnson_disapproval	48
hs_mike_johnson_approval_gop	48
hs_mike_johnson_disapproval_gop	49
<b>Candidates and Officials – RFK Jr. *</b>	<b>49</b>
hs_rfkjr_approval	50
hs_rfkjr_disapproval	50
<b>Candidates and Officials – Ro Khanna *</b>	<b>51</b>
hs_ro_khanna_approval	51
hs_ro_khanna_disapproval	52
hs_ro_khanna_approval_dem	52
<b>Candidates and Officials – Zohran Mamdani (New April 2026)</b>	<b>53</b>
hs_mamdani_approval	53
hs_mamdani_disapproval	54
hs_mamdani_approval_dem	54
hs_mamdani_disapproval_dem	55
<b>Candidates and Officials – Gavin Newsom *</b>	<b>56</b>
hs_newsom_approval	56
hs_newsom_disapproval	57

hs_newsom_approval_dem	57
hs_newsom_disapproval_dem	58
<b>Candidates and Officials – Elon Musk *</b>	<b>58</b>
hs_elon_musk_approval	59
hs_elon_musk_disapproval	59
hs_musk_approval_gop	60
<b>Candidates and Officials – Marco Rubio (new April 2026)</b>	<b>61</b>
hs_rubio_approval	61
hs_rubio_disapproval	62
hs_rubio_approval_gop	62
<b>Candidates and Officials – Bernie Sanders (Updated April 2026) *</b>	<b>63</b>
hs_bernier_approval	63
hs_bernier_disapproval	64
hs_bernier_dem_approval	64
hs_bernier_dem_disapproval	65
<b>Candidates and Officials – Donald Trump (Updated April 2026)*</b>	<b>66</b>
hs_trump_approval	66
hs_trump_disapproval	67
hs_trump_approval_gop	67
hs_trump_disapproval_gop	68
<b>Candidates And Officials Trump Harris Double Dislike (Updated April 2026) *</b>	<b>69</b>
hs_trump_vs_harris_double_dislike	69
<b>Candidates and Officials –JD Vance (Updated April 2026) *</b>	<b>70</b>
hs_jd_vance_approval	70
hs_jd_vance_disapproval	71
hs_jd_vance_approval_GOP	71
hs_jd_vance_disapproval_GOP	72
<b>Capitalism - View of (Updated April 2026) *</b>	<b>73</b>
hs_capitalism_believe_flawed	73
hs_capitalism_believe_sound	74
<b>Casinos *</b>	<b>74</b>
hs_casino_support	74
hs_casino_oppose	75
<b>Charity Type *</b>	<b>76</b>
hs_charity_giving_enviro_cause	76
hs_charity_giving_vet_cause	77
hs_charity_giving_relig_cause	77
hs_charity_giving_performing_arts	78
hs_charity_giving_international_aid	78

<b>Charter Schools *</b>	<b>79</b>
hs_charter_school_support	79
hs_charter_school_oppose	79
<b>China Foreign Policy *</b>	<b>80</b>
hs_china_foreign_policy_work_with	80
hs_china_foreign_policy_adversarial	81
<b>Christian Values (new April 2026)</b>	<b>81</b>
hs_christian_values_positive	82
hs_christian_values_not_positive	82
<b>Church Attendance *</b>	<b>83</b>
hs_attends_church_frequently	83
hs_attends_church_never	83
<b>Civil Liberties *</b>	<b>84</b>
hs_civil_liberties_support	84
hs_civil_liberties_oppose	85
<b>Community College *</b>	<b>85</b>
hs_community_college_free_support	86
hs_community_college_free_oppose	86
<b>Community Integration (new April 2026)</b>	<b>87</b>
hs_community_very_integrated	87
hs_community_not_integrated	88
<b>Conspiracy Believer (Updated April 2026)*</b>	<b>88</b>
hs_conspiracy_believer	89
hs_conspiracy_nonbeliever	89
<b>Consumer Values (Updated April 2026)*</b>	<b>90</b>
hs_consumer_value_low_cost	90
hs_consumer_value_brand_savings	91
hs_consumer_value_environment	91
<b>Critical Race Theory (Updated April 2026)*</b>	<b>92</b>
hs_critical_race_theory_books_ban	92
hs_critical_race_theory_books_do_not_ban	93
<b>Crypto Buyers *</b>	<b>93</b>
hs_crypto_buyer_yes	94
hs_crypto_buyer_no	94
<b>Crypto Currency *</b>	<b>95</b>
hs_crypto_reduce_restrictions	95
hs_crypto_increase_restrictions	96
hs_crypto_leave_as_is	96
<b>Dating Despondency (new April 2026)</b>	<b>97</b>

hs_hs_dating_optimistic	97
hs_dating_pessimistic	98
<b>Death Penalty *</b>	<b>98</b>
hs_death_penalty_support	98
hs_death_penalty_oppose	99
<b>Defense Spending *</b>	<b>99</b>
hs_defense_spending_reduce	100
hs_defense_spending_increase	100
<b>DEI *</b>	<b>101</b>
hs_dei_support	101
hs_dei_oppose	102
<b>Democrat - Type of (Updated April 2026) *</b>	<b>102</b>
hs_democratic_partisanship_progressive_vs_moderate_progressive	103
hs_democratic_partisanship_progressive_vs_moderate_moderate	103
<b>Deployment of Troops (new April 2026)</b>	<b>104</b>
hs_domestic_deployment_of_troops_support	104
hs_domestic_deployment_of_troops_oppose	105
<b>Despondency (Updated April 2026) *</b>	<b>105</b>
hs_economic_despondency_ahead	106
hs_economic_despondency_far_behind	106
<b>DOGE *</b>	<b>107</b>
hs_doge_oppose	107
hs_doge_support	108
<b>Early Voting *</b>	<b>108</b>
hs_likely_early_voter	109
<b>Economic Anxiety (Updated April 2026) *</b>	<b>109</b>
hs_econ_anxiety_not_worried	110
hs_econ_anxiety_very_worried	110
<b>Electric Vehicle Ownership *</b>	<b>111</b>
hs_electric_vehicle_likely_buyer	111
hs_electric_vehicle_not_likely	111
<b>Environment- Climate Change (Updated April 2026)*</b>	<b>112</b>
hs_climate_change_believer	112
hs_climate_change_nonbeliever	113
<b>Epstein (new April 2026)</b>	<b>113</b>
hs_epstein_files_important	114
hs_epstein_files_unimportant_or_hoax	114
<b>Family Medical Leave *</b>	<b>115</b>
hs_family_medical_leave_support	115

hs_family_medical_leave_oppose	116
<b>Federal Lands - Plan to Sell *</b>	<b>116</b>
hs_sell_federal_lands_support	117
hs_sell_federal_lands_oppose	117
<b>Felons Voting *</b>	<b>118</b>
hs_felon_voting_support	118
hs_felon_voting_oppose	119
<b>FEMA State Level *</b>	<b>119</b>
hs_state_level_fema_support	120
hs_state_level_fema_oppose	120
<b>Female Candidates *</b>	<b>121</b>
hs_candidate_female_prefer	121
hs_candidate_female_do_not_prefer	122
<b>Gamer (new April 2026)</b>	<b>122</b>
hs_gamer_yes	123
hs_gamer_no	123
<b>Gas Tax (Updated April 2026) *</b>	<b>124</b>
hs_gas_tax_support	124
hs_gas_tax_oppose	125
<b>Gender Roles (new April 2026) *</b>	<b>125</b>
hs_traditional_gender_roles_positive	126
hs_traditional_gender_roles_negative	126
<b>General Vaccines *</b>	<b>127</b>
hs_general_anti_vax_pro_vax	127
<b>Gentrification *</b>	<b>128</b>
hs_gentrification_oppose	128
hs_gentrification_support	129
<b>Gig Opinion *</b>	<b>129</b>
hs_gig_work_keep_contractor	130
hs_gig_work_make_employees	130
<b>Gig Worker *</b>	<b>131</b>
hs_gig_worker_job_now	131
hs_gig_worker_job_ever	132
hs_gig_worker_job_unlikely	132
<b>GOP - Type of (Updated April 2026) *</b>	<b>133</b>
hs_republican_partisanship_establishment_vs_firebrand_firebrand,	133
hs_republican_partisanship_establishment_vs_firebrand_moderate	134
<b>Government Shutdown (new April 2026)</b>	<b>134</b>
hs_2025_government_shutdown_fault_dems	135

hs_2025_government_shutdown_fault_gop_congress	135
hs_2025_government_shutdown_fault_trump	136
<b>Green New Deal (Updated April 2026) *</b>	<b>136</b>
hs_green_new_deal_support	137
hs_green_new_deal_oppose	137
<b>Gun Control (Updated April 2026) *</b>	<b>138</b>
hs_gun_control_support	138
hs_gun_control_oppose	139
<b>Horse Race 2024 General (Updated April 2026)</b>	<b>139</b>
hs_trump_vs_harris_favor_harris	140
hs_trump_vs_harris_favor_trump	140
hs_trump_vs_harris_favor_other	141
<b>Horse Race 2028 General (new April 2026)</b>	<b>141</b>
hs_2028_horserace_support_dem	142
hs_2028_horserace_support_gop	142
hs_2028_horserace_support_unsure	143
<b>Horserace Dem Presidential (new April 2026)</b>	<b>143</b>
hs_dem_horserace_2028_aoc	144
hs_dem_horserace_2028_harris	144
hs_dem_horserace_2028_newsom	145
hs_dem_horserace_2028_pritzker	145
<b>Horserace GOP Presidential (new April 2026)</b>	<b>146</b>
hs_gop_2028_presidential_horserace_rubio	146
<b>Home Buying</b>	<b>147</b>
hs_any_home_buyer	147
hs_new_home_buyer	148
<b>Home Insurance – Government Role*</b>	<b>148</b>
hs_insurance_of_last_resort_government_should_provide	149
hs_insurance_of_last_resort_government_should_not_provide	149
<b>ICE Approval (new April 2026)</b>	<b>150</b>
hs_ice_actions_support	150
hs_ice_actions_oppose	150
<b>Ideology - General (Updated April 2026)*</b>	<b>151</b>
hs_ideology_general_liberal	151
hs_ideology_general_moderate	152
hs_ideology_general_conervative	152
<b>Ideology - Social (Updated April 2026)*</b>	<b>153</b>
hs_ideology_social_liberal	153
hs_ideology_social_moderate	153

hs_ideology_social_conservative	154
<b>Ideology - Fiscal (Updated April 2026)*</b>	<b>154</b>
hs_ideology_fiscal_liberal	154
hs_ideology_fiscal_moderate	155
hs_ideology_fiscal_conservative	155
<b>Immigration – View of (Updated April 2026)*</b>	<b>156</b>
hs_illegal_imm_undesirable	156
hs_illegal_imm_process_unfair	157
<b>Income Inequality *</b>	<b>157</b>
hs_income_inequality_serious	157
hs_income_inequality_no_issue	158
<b>Inflation (Updated April 2026) *</b>	<b>159</b>
hs_inflation_fault_biden	159
hs_inflation_fault_corporate_america	160
hs_inflation_fault_external_events	160
hs_inflation_trump_fault	161
<b>Infrastructure Spending (Updated April 2026) *</b>	<b>161</b>
hs_infrastructure_fund_more	161
hs_infrastructure_enough_spent	162
<b>Israel Genocide (new April 2026) *</b>	<b>163</b>
hs_israel_committing_genocide_yes	163
hs_israel_committing_genocide_no	163
<b>Israel / Palestine Modified *</b>	<b>164</b>
hs_israel_military_actions_support	164
hs_israel_military_actions_oppose	165
hs_israel_military_actions_dem_oppose	165
hs_israel_military_actions_dem_support	166
hs_israel_military_actions_gop_support	167
hs_israel_military_actions_gop_oppose	167
<b>January Sixth Pardons *</b>	<b>168</b>
hs_jan_6th_pardons_support	168
hs_jan_6th_pardons_oppose	169
<b>Job Seeker *</b>	<b>169</b>
hs_job_seeker_likely	170
hs_job_seeker_unlikely	170
hs_job_seeker_does_not_work	171
<b>Jobs Guarantee *</b>	<b>171</b>
hs_jobs_guarantee_support	172
hs_jobs_guarantee_oppose	172

<b>Marijuana *</b>	<b>173</b>
hs_marijuana_legal_support	173
hs_marijuana_illegal_oppose	174
<b>Mass Deportations (Updated April 2026) *</b>	<b>174</b>
hs_mass_deportations_support	175
hs_mass_deportations_oppose	175
<b>Medicaid Expansion (Updated April 2026) *</b>	<b>176</b>
hs_medicaid_expansion_support	176
hs_medicaid_expansion_oppose	177
<b>Medicare For All (Updated April 2026) *</b>	<b>177</b>
hs_medicare_for_all_support	178
hs_medicare_for_all_medicare_for_all_oppose	178
<b>Mexican Wall (Updated April 2026) *</b>	<b>179</b>
hs_mexican_wall_support	179
hs_mexican_wall_oppose	180
<b>Military Family Relationship (Updated April 2026)*</b>	<b>180</b>
hs_military_family_relationship_yes	181
hs_military_family_relationship_no	181
<b>Minimum Wage (Fifteen Dollar) *</b>	<b>181</b>
hs_min_wage_15_increase_support	182
hs_min_wage_15_increase_oppose	182
<b>Minority Candidates *</b>	<b>183</b>
hs_candidate_minority_prefer	183
hs_candidate_minority_do_not_prefer	184
<b>Most Important Policy *</b>	<b>184</b>
hs_most_important_policy_item_help_people	185
hs_most_important_policy_item_environment	185
hs_most_important_policy_keep_safe	186
hs_most_important_policy_item_economics	186
hs_most_important_policy_item_religious_values	187
<b>Obamacare (Modified/Updated April 2026) *</b>	<b>187</b>
hs_obamacare_aca_expand	188
hs_obamacare_aca_oppose	188
hs_obamacare_aca_protect	189
<b>Online Gaming *</b>	<b>189</b>
hs_online_gambling_more_legal	190
hs_online_gambling_less_legal	190
<b>Opioid Crisis Response *</b>	<b>191</b>
hs_opioid_crisis_treat	191

hs_opioid_crisis_criminalize	192
<b>Partisanship (Updated April 2026) *</b>	<b>192</b>
hs_ideology_overall_party_dem_strong,	193
hs_ideology_overall_party_dem	193
hf_ideology_overall_party_dem_weak_flag	194
hs_ideology_overall_party_indep	194
hs_ideology_overall_party_gop_strong	195
hs_ideology_overall_party_gop	195
hf_ideology_overall_party_gop_weak_flag	195
<b>Party Leadership (new April 2026)</b>	<b>195</b>
hs_party_leadership_all_approve	196
hs_party_leadership_all_disapprove	196
<b>Pipelines *</b>	<b>197</b>
hs_pipeline_fracking_support	197
hs_pipeline_fracking_oppose	198
<b>Podcast Listener (Updated April 2026)</b>	<b>198</b>
podcast_listener_yes	199
podcast_listener_no	199
<b>Political Podcasters (new April 2026)</b>	<b>200</b>
hs_listen_podcaster_carlson	200
hs_listen_podcaster_daily	201
hs_listen_podcaster_meidas	201
hs_listen_podcaster_rogan	202
hs_listen_podcaster_left_leaning	202
hs_listen_podcaster_right_leaning	203
<b>Politician Trolls (new April 2026)</b>	<b>203</b>
hs_political_troll_entertaining	204
hs_poltical_troll_negative	204
<b>Police *</b>	<b>205</b>
hs_police_trust_no	205
hs_police_trust_yes	206
<b>Political Donations (Updated April 2026) *</b>	<b>206</b>
hs_political_donations_likely	207
hs_political_donations_unlikely	207
<b>Politician Age *</b>	<b>207</b>
hs_age_limit_support	208
hs_age_limit_oppose	208
hs_age_limit_support_dem,	209
hs_age_limit_oppose_dem	209

<b>Primary Election Choice (Updated April 2026) *</b>	<b>210</b>
hs_ideology_primary_election_dem_prim_voter	210
hs_ideology_primary_election_gop_prim_voter	211
<b>Public Transit Funding *</b>	<b>211</b>
hs_public_transit_support	211
hs_public_transit_oppose	212
<b>Race College Admissions *</b>	<b>212</b>
hs_college_admissions_consider_race	213
hs_college_admissions_do_not_consider_race	213
<b>Rank Choice Voting *</b>	<b>214</b>
hs_rank_choice_voting_support	214
hs_rank_choice_voting_oppose	215
<b>Redistricting *</b>	<b>215</b>
hs_redistrict_independent	216
hs_redistrict_state_leg	216
<b>Regulations *</b>	<b>217</b>
hs_regulations_good	217
hs_regulations_too_harsh	218
<b>Religion - Importance of *</b>	<b>218</b>
hs_religion_important	219
hs_religion_not_important	219
<b>Responsiveness *</b>	<b>220</b>
hs_responsiveness_live	220
hs_responsiveness_sms	221
hs_responsiveness_email	221
<b>Rideshare User *</b>	<b>222</b>
hs_rideshare_user	222
hs_rideshare_user_no	223
<b>Same Sex Marriage *</b>	<b>223</b>
hs_same_sex_marriage_support	223
hs_same_sex_marriage_oppose	224
<b>School Choice (Updated April 2026) *</b>	<b>224</b>
hs_school_choice_support	224
hs_school_choice_oppose	225
<b>School Spending (Updated April 2026) *</b>	<b>226</b>
hs_school_funding_more	226
hs_school_funding_less	226
<b>SNAP (new April 2026)</b>	<b>227</b>
hs_snap_protect	227

hs_snap_not_important	228
<b>Social Media User (Updated April 2026)*</b>	<b>228</b>
hs_social_media_user_frequent	228
hs_social_media_user_no_or_infrequent	229
<b>Social Security Tax Increase *</b>	<b>230</b>
hs_social_security_tax_increase_support	230
hs_social_security_tax_increase_oppose	230
<b>Solar Panels *</b>	<b>231</b>
hs_solar_panel_buyer_no	231
hs_solar_panel_buyer_yes	232
<b>Stadium Financing *</b>	<b>232</b>
hs_public_financing_stadiums_oppose	233
hs_public_financing_stadiums_support	233
<b>Super Power (new April 2026)</b>	<b>234</b>
hs_super_power_policy_support	234
hs_super_power_policy_oppose	235
<b>Tax Cut Support (Updated April 2026) *</b>	<b>235</b>
hs_tax_cuts_support	236
hs_tax_cuts_oppose	236
<b>Third Party *</b>	<b>237</b>
hs_partisanship_moderate_third_party_support	237
hs_partisanship_moderate_third_party_oppose	238
<b>Ticket Splitting (Updated April 2026) *</b>	<b>239</b>
hs_ticket_splitter_yes	239
hs_ticket_splitter_no	239
<b>Ticket Splitting Dem (Updated April 2026)</b>	<b>240</b>
hs_ticket_splitter_dem_yes	240
hs_ticket_splitter_dem_no	241
<b>Ticket Splitting GOP (Updated April 2026)</b>	<b>242</b>
hs_ticket_splitter_gop_yes	242
hs_ticket_splitter_gop_no	242
<b>Trans Athletes *</b>	<b>243</b>
hs_trans_athlete_no	243
hs_trans_athlete_yes	244
<b>Tribalism *</b>	<b>244</b>
hs_tribalism_open_minded	245
hs_tribalism_team_gop	245
hs_tribalism_team_dem	246
<b>Teachers Unions (Updated April 2026) *</b>	<b>246</b>

hs_teachers_union_positive	247
hs_teachers_union_negative	247
<b>Trump 3rd Term (new April 2026)</b>	<b>248</b>
hs_trump_3rd_term_any_support	248
hs_trump_3rd_term_oppose	249
<b>Trump Tariffs (Modified/Updated April 2026) *</b>	<b>249</b>
hs_trump_tariffs_support	250
hs_trump_tariffs_oppose	250
<b>Trust in Science *</b>	<b>251</b>
hs_trust_science_yes	251
hs_trust_science_no	252
<b>Truth vs Free Speech *</b>	<b>252</b>
hs_social_media_ensure_free_speech	253
hs_social_media_ensure_truth	253
hs_social_media_ensure_free_speech	253
hs_social_media_ensure_truth	253
<b>Turnout Scores</b>	<b>254</b>
hs_likely_polling_turnout	254
hs_likely_mid_term_voter	255
hs_likely_presidential_voter	255
turnout_flags_combined_with_early_vote_and_absentee	256
<b>TV News Source (Modified/Updated April 2026)*</b>	<b>256</b>
hs_tv_news_source_most_trusted_cnn	257
hs_tv_news_source_most_trusted_fox	257
hs_tv_news_source_most_trusted_msnbc	258
hs_tv_news_source_most_trusted_newsmax	258
<b>TV Viewing</b>	<b>259</b>
hs_tv_viewer_watch_free_streaming	259
hs_tv_viewer_watch_any_tv	260
hs_tv_viewer_watch_paid_streaming	260
hs_tv_viewer_not_viewer	261
<b>Ukraine *</b>	<b>261</b>
hs_trump_ukraine_policy_support	262
hs_trump_ukraine_policy_oppose	262
<b>Unions *</b>	<b>263</b>
hs_attitude_towards_unions_beneficial	263
hs_attitude_towards_unions_not_beneficial	264
<b>United Healthcare *</b>	<b>264</b>
hs_united_healthcare_at_fault	265

hs_united_healthcare_no_fault	265
<b>Urban Rural (new April 2026)</b>	<b>266</b>
hs_area_identity_suburban	266
hs_area_identity_urban	267
hs_area_identity_rural	267
<b>Vaping (Updated April 2026) *</b>	<b>268</b>
hs_vaping_user_yes	268
hs_vaping_user_no	269
<b>View of Opposition *</b>	<b>269</b>
hs_view_of_opposition_just_disagree	269
hs_view_of_opposition_misinformed	270
hs_view_of_opposition_dangerous	270
<b>Violent Crime Anxiety (Updated April 2026) *</b>	<b>271</b>
hs_violent_crime_very_worried	271
hs_violent_crime_not_worried	272
<b>Voting Fraud (Updated April 2026) *</b>	<b>272</b>
hs_voting_fraud_concern_fraud	273
hs_voting_fraud_concern_barriers	273
<b>Wealth Acquisition *</b>	<b>274</b>
hs_wealth_acquired_hardwork	274
hs_wealth_acquired_advantages	275

# Abortion (Updated April 2026)\*

Updated in April 2026

## Source question:

Which comes closest to your position on abortion: that abortion should be legal in all cases; that abortion should be legal with some restrictions; that abortion should be illegal except in cases of rape, incest or to save the mother's life; or that abortion should be made illegal without any exceptions?

Always Legal, Some Restriction, Only Exceptions, No Exceptions, Undecided

## Included fields:

hs\_abortion\_pro\_choice

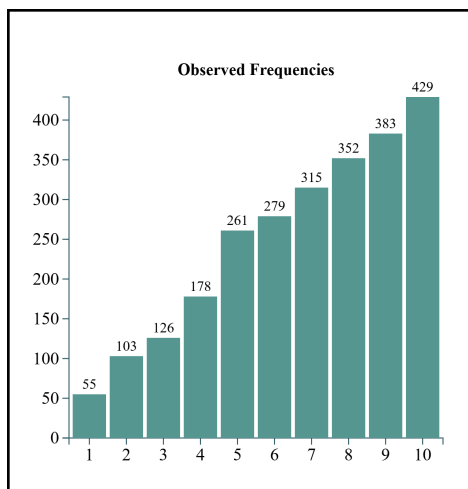
hs\_abortion\_pro\_life

## hs\_abortion\_pro\_choice

**Dependent Variable:** Respondents who said 'Always Legal' vs those who said 'No Exceptions', 'Only Exceptions' or 'Undecided'

**Internal Haystaq Model Name:** abortion\_choice\_aw\_LGB

FLAG: 30%

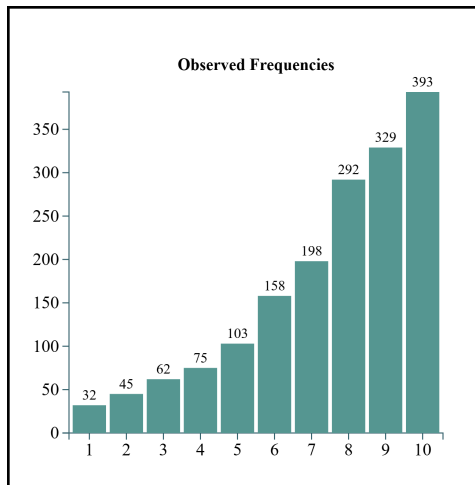


## hs\_abortion\_pro\_life

**Dependent Variable:** Respondents who said 'No Exceptions', 'Only Exceptions' vs those who said 'Always Legal', 'Undecided'

**Internal Haystaq Model Name:** abortion\_prolife\_aw2\_CT

FLAG: 20%



## Absentee/Vote by Mail

**Source:**

Vote history method of voting available on the voter file.

**Included fields:**

hs\_likely\_absentee\_by\_mail\_voter

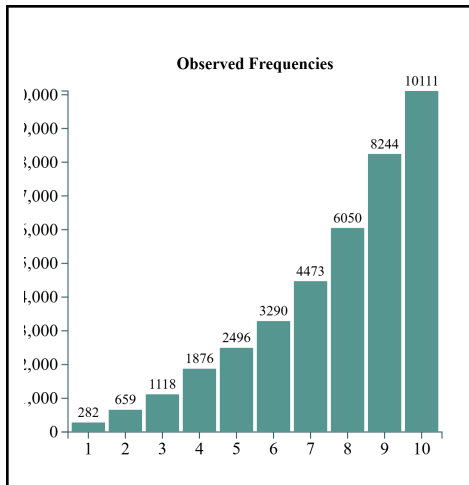
**hs\_likely\_absentee\_by\_mail\_voter**

**Dependent Variable:** Registered voters who voted in the 2024 presidential election absentee/vote by mail vs. those who were eligible to vote in the 2024 presidential election but did not vote absentee, in states where there was absentee/vote by mail voting.

**Internal Haystaq Model Name:** voted\_absentee\_v\_all\_other\_voters\_score

FLAG: 30%

FLAG: bottom 35%



## Activism\*

### Source question:

In the last two years have you attended a political meeting, rally or protest or volunteered for a political campaign?

Yes, No, Unsure

### Included fields:

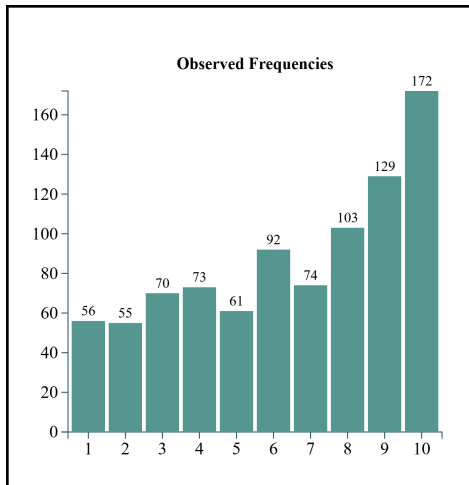
hs\_activism

### hs\_activism

**Dependent Variable:** Respondents who answered 'Yes' vs those who said 'No', 'Unsure'

**Internal Haystaq Model Name:** activism\_yes\_aw\_CT

FLAG: 10%



## Affordability (new April 2026)

Introduced April 2026

**Source question:** Have you had to make changes to the things you buy because of inflation or affordability?

Unsure, No Changes, Small Changes, Many Changes

### Included fields:

hs\_affordability\_changed\_what\_you\_buy\_yes

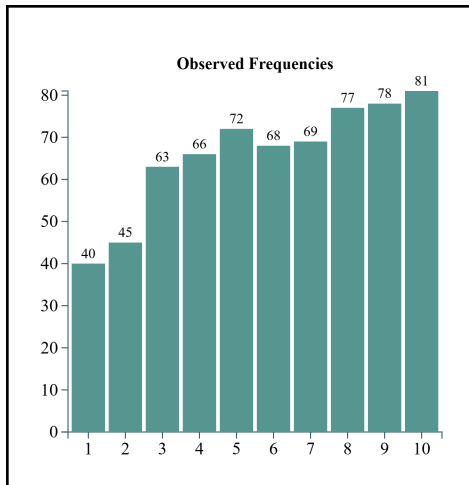
hs\_affordability\_changed\_what\_you\_buy\_no

### hs\_affordability\_changed\_what\_you\_buy\_yes

**Dependent Variable:** Respondents who said 'Many Changes' vs those who said 'Unsure' or 'No Changes'

**Internal Haystaq Model Name:** inflation\_changes\_what\_you\_buy\_yes\_aw\_CT

FLAG: 30%

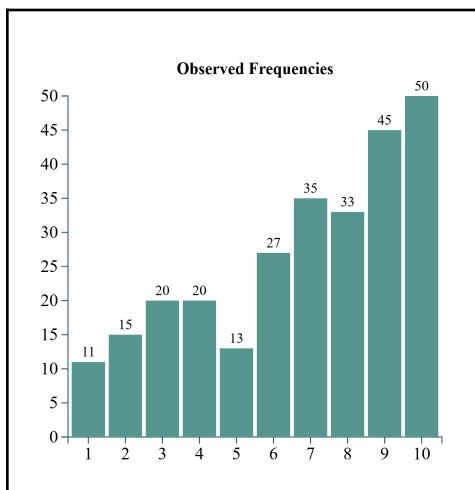


**hs\_affordability\_changed\_what\_you\_buy\_no**

**Dependent Variable:** Respondents who said 'No Changes' vs those who said 'Unsure', 'Small Changes' or 'Many Changes'

**Internal Haystaq Model Name:** inflation\_changes\_what\_you\_buy\_no\_aw2\_LGB

FLAG: 15%



**Affordable Housing\***

**Source question:**

Thinking about the cost of housing, which comes closest to your view? Government

officials should work to ensure that there is enough affordable housing, or the market alone should determine housing prices?

Government Role, Market Forces, Undecided

**Included fields:**

hs\_affordable\_housing\_gov\_has\_role

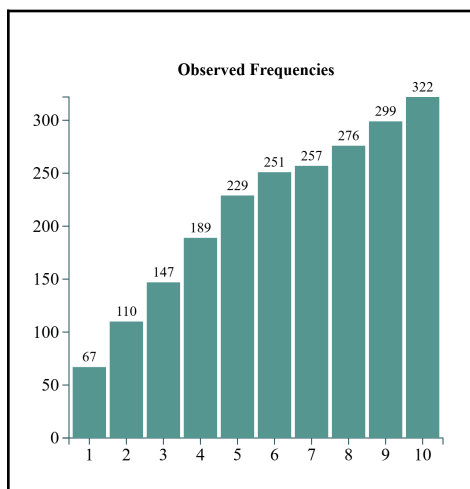
hs\_affordable\_housing\_gov\_no\_role

**hs\_affordable\_housing\_gov\_has\_role**

**Dependent Variable:** Respondents who said 'Government Role' vs those who said 'Market Forces' or 'Undecided'

**Internal Haystaq Model Name:** affordable\_housing\_gov\_role\_aw\_GB

FLAG: 30%

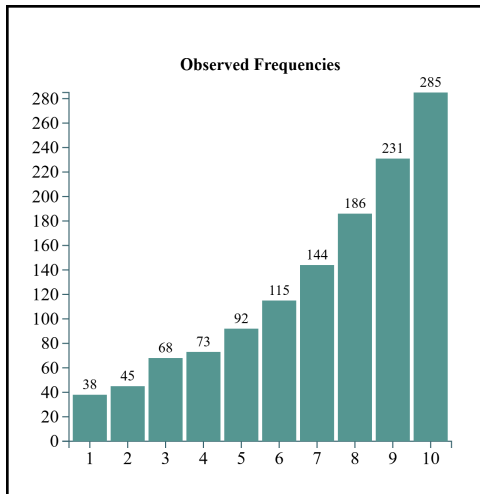


**hs\_affordable\_housing\_gov\_no\_role**

**Dependent Variable:** Respondents who said 'Market Forces' vs those who said 'Government Role', 'Undecided'

**Internal Haystaq Model Name:** affordable\_housing\_market\_forces\_aw\_GB

FLAG: 10%



## AI\*

### Source question:

Does the increased use of artificial intelligence in daily life make you feel more excited or more concerned?

Unsure, More Excited, Equally Concerned and Excited, More Concerned

### Included fields:

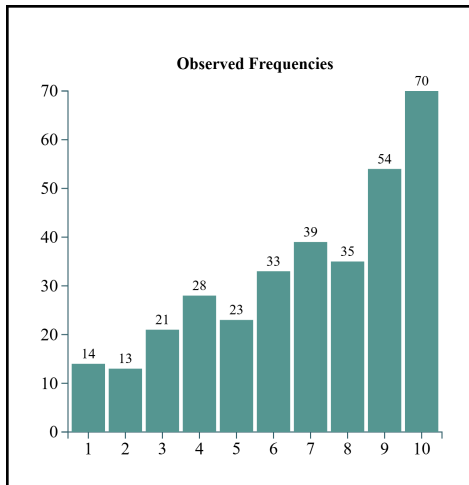
hs\_artificial\_intelligence\_excited

### hs\_artificial\_intelligence\_excited

**Dependent Variable:** Respondents who answered 'Excited' vs those who answered 'Concerned'

**Internal Haystack Model Name:** ai\_excited\_2w\_CT

FLAG: 10%



## AI Job Loss (new April 2026)

Introduced April 2026

### Source question:

How concerned are you that you could lose your job to AI in the next five years?

Very Concerned, Somewhat Concerned, Somewhat Unconcerned, Very Unconcerned

### Included fields:

hs\_concerned\_job\_loss\_due\_to\_ai\_no

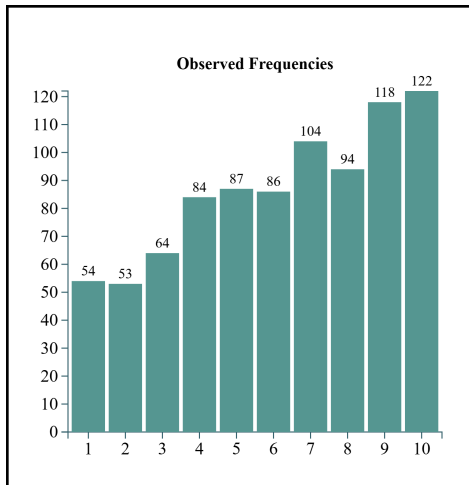
hs\_concerned\_job\_loss\_due\_to\_ai\_yes

### hs\_concerned\_job\_loss\_due\_to\_ai\_no

**Dependent Variable:** Respondents who said 'Very Unconcerned' vs those who said 'Somewhat Concerned' or 'Very Concerned.'

**Internal Haystaq Model Name:** ai\_job\_loss\_concern\_no\_aw2\_CT

FLAG: 15%

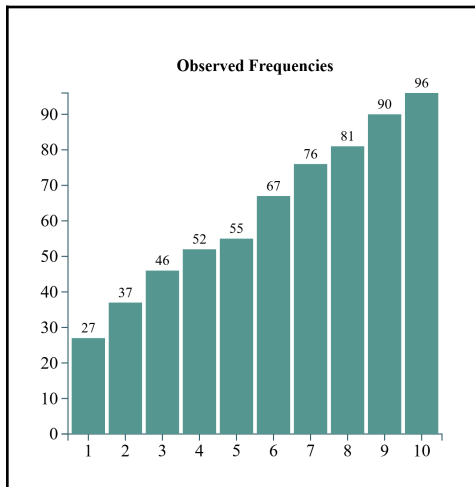


**hs\_concerned\_job\_loss\_due\_to\_ai\_yes**

**Dependent Variable:** Respondents who said 'Very Concerned' or 'Somewhat Concerned' vs those who said 'Very Concerned.'

**Internal Haystaq Model Name:** ai\_job\_loss\_concern\_any\_2w\_CT

FLAG: 20%



**Aliens\***

**Source question:**

These past couple of years, the federal government has declassified, held

congressional hearings about and posted videos of 'UAPs' or Unidentified Aerial Phenomena also known as UFOs. Do you think these disclosures contain the majority information on the topic or is there more that the government isn't telling us?  
Unsure, Disclosed Most of What They Know, Government Hiding Information, Government Hiding Physical Evidence

**Included fields:**

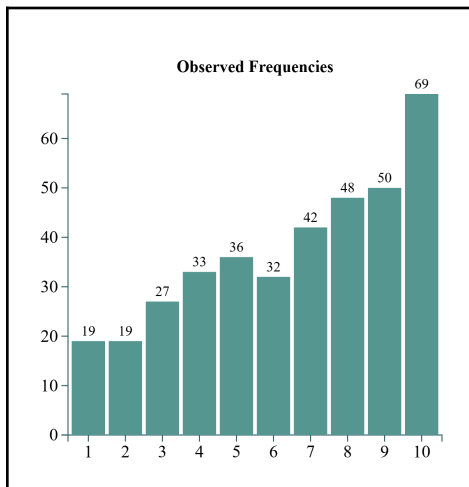
hs\_alien\_government\_disclosed\_all  
hs\_alien\_government\_hiding\_much

**hs\_alien\_government\_disclosed\_all**

**Dependent Variable:** Respondents who answered 'Disclosed Most' vs those who answered 'Government Hiding More', 'Government Hiding Some'

**Internal Haystaq Model Name:** aliens\_govt\_disclosed\_aw2

FLAG: 10%

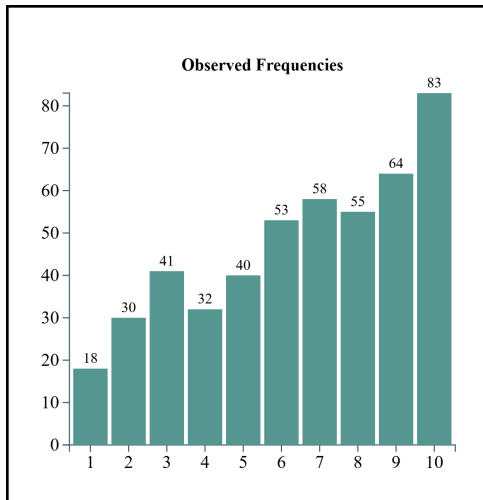


**hs\_alien\_government\_hiding\_much**

**Dependent Variable:** Respondents who answered 'Government Hiding More' vs those who answered 'Disclosed Most', 'Unsure'

**Internal Haystaq Model Name:** aliens\_govt\_hiding\_most\_aw

FLAG: 20%



## Alternative News (new April 2026)

Introduced April 2026

### Source question:

Would you say you get most of your news from a traditional source like an established newspaper or mainstream Cable/TV station or from an independent source on social media or the internet?

Mainstream, Independent

### Included fields:

hs\_news\_independent

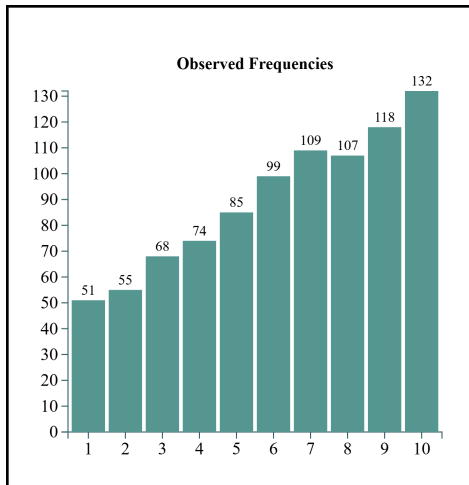
hs\_news\_mainstream

### hs\_news\_independent

**Dependent Variable:** Respondents who said 'Independent' vs those who said 'Mainstream'

**Internal Haystaq Model Name:** alternative\_news\_independent\_2w\_CT

FLAG: 15%

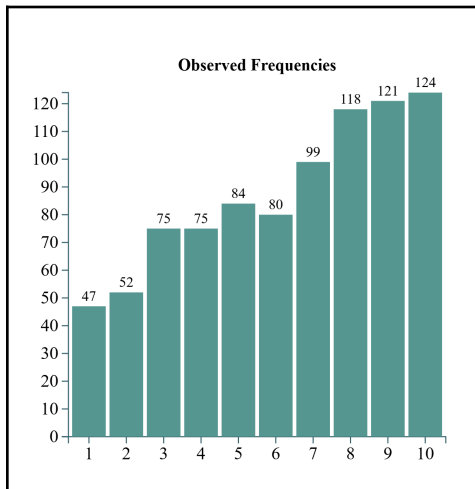


**hs\_news\_mainstream**

**Dependent Variable:** Respondents who said 'Mainstream' vs those who said 'Independent'

**Internal Haystaq Model Name:** alternative\_news\_mainstream\_2w\_GB

FLAG: 25%



Amazon\*

Source question:

Do you believe Amazon treats its warehouse workers and delivery drivers fairly? Do you think these are good jobs that pay well or that Amazon is exploitive with the demands it places on workers?

Fair, Exploitative, Unsure

**Included fields:**

hs\_amazon\_good\_jobs

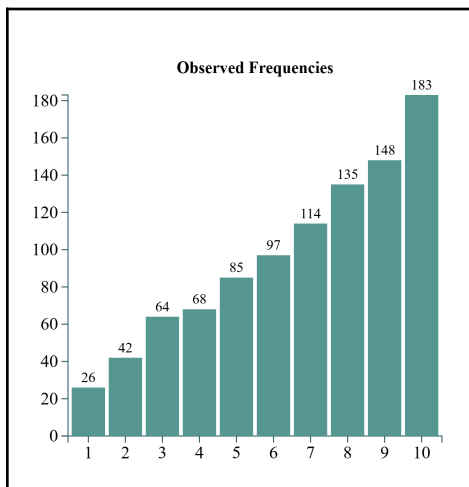
hs\_amazon\_exploitative

**hs\_amazon\_good\_jobs**

**Dependent Variable:** Respondents who said 'Fair' vs. those who said 'Exploitive'

**Internal Haystaq Model Name:** amazon\_good\_jobs\_2w\_CT

FLAG: 20%

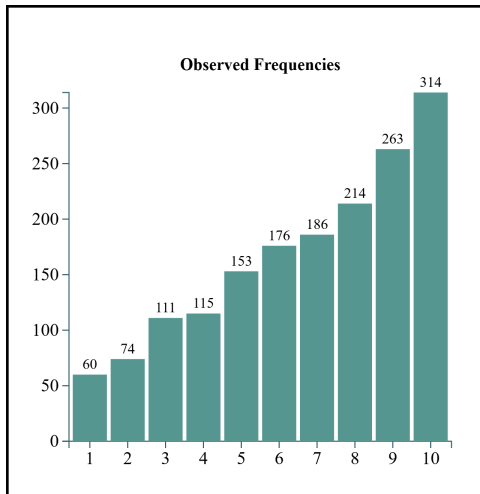


**hs\_amazon\_exploitative**

**Dependent Variable:** Respondents who said 'Exploitive' vs. those who said 'Fair', 'Unsure'

**Internal Haystaq Model Name:** amazon\_exploitive\_aw\_GB

FLAG: 25%



## Autonomous Vehicles\*

### Source question:

In your opinion, should self-driving or autonomous vehicles be allowed on the road?  
 Allowed, Not Allowed, Unsure

### Included fields:

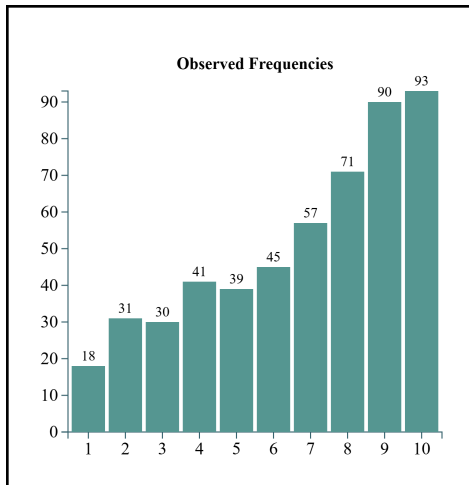
hs\_autonomous\_vehicles\_allow  
 hs\_autonomous\_vehicles\_do\_not\_alow

### hs\_autonomous\_vehicles\_allow

**Dependent Variable:** Respondents who said 'Allowed' vs. those who said 'Not Allowed'

**Internal Haystaq Model Name:** autonomous\_vehicle\_allow\_2w\_CT

FLAG: 15%

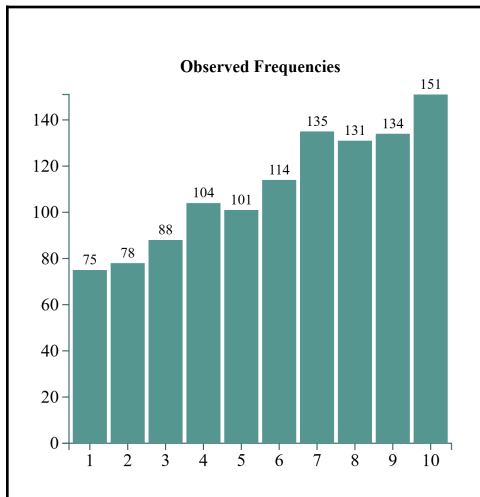


**hs\_autonomous\_vehicles\_do\_not\_allow**

**Dependent Variable:** Respondents who said 'Not Allowed' vs. those who said 'Allowed', 'Unsure'

**Internal Haystaq Model Name:** autonomous\_vehicle\_not\_allowed\_aw\_CT

FLAG: 30%



**Ballot Drop Off (Updated April 2026)\***

Updated in April 2026

**Source question:**

Ballots usually include many offices and issues. These include big races for president,

governor and senator, smaller races for things like state legislature, judges and school board members, and issues such as referendums and bond measures. When you vote, do you usually vote in top-of-the-ballot races like for president, governor or senator, but skip the rest of the ballot; do you sometimes vote on other items on the ballot too; or do you always fill out your entire ballot every time?

Only Top Offices, Some Smaller Races, Entire Ballot

**Included fields:**

hs\_dropoff\_fill\_entire\_ballot

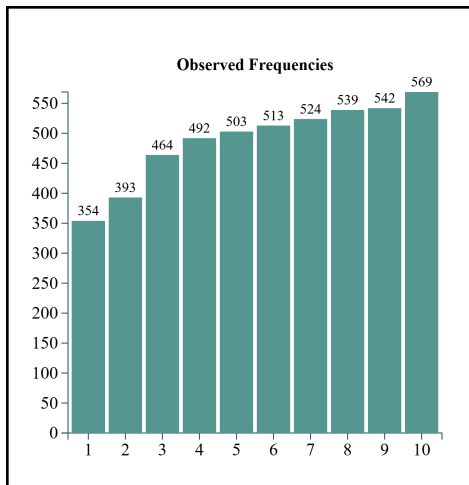
hs\_dropoff\_fill\_only\_top

**hs\_dropoff\_fill\_entire\_ballot**

**Dependent Variable:** Respondents who said 'Entire Ballot' vs. those who said 'Some Smaller', 'Only Top Offices'

**Internal Haystaq Model Name:** ballot\_dropoff\_entire\_ballot\_aw\_CT

FLAG: 30%

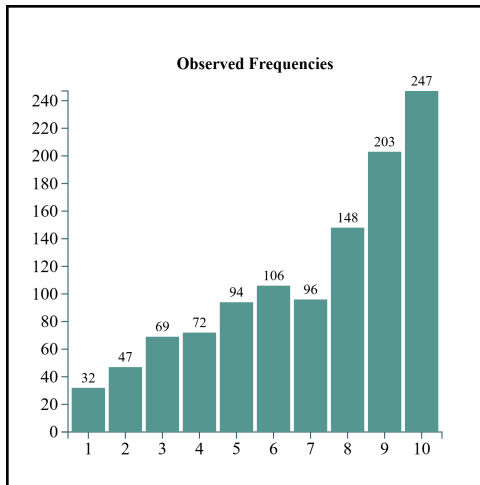


**hs\_dropoff\_fill\_only\_top**

**Dependent Variable:** Respondents who said 'Only Top Offices' or 'Some Smaller Races' vs. those who said 'Entire Ballot'

**Internal Haystaq Model Name:** ballot\_dropoff\_any\_split\_aw\_CT

FLAG: 20%



## Campaign Finance Reform (new April 2026)

Introduced April 2026

### Source question:

How important is Campaign Finance Reform or limiting the amount of money the wealthy and corporations can spend on elections?

Highest Priority, One of Many Important Issues, Somewhat Important, Not a Top Priority

### Included fields:

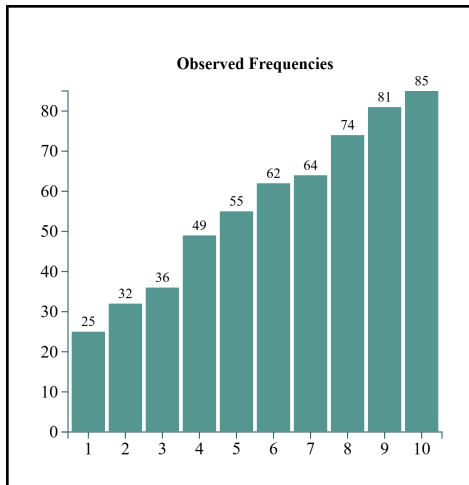
hs\_campaign\_finance\_reform\_high\_priority  
 hs\_campaign\_finance\_reform\_less\_important

### hs\_campaign\_finance\_reform\_high\_priority

**Dependent Variable:** Respondents who said 'Highest Priority' vs those who said 'One of Many Important Issues', 'Somewhat Important' or 'Not a Top Priority.'

**Internal Haystaq Model Name:** campaign\_finance\_high\_priority\_aw2\_CT

FLAG: 25%

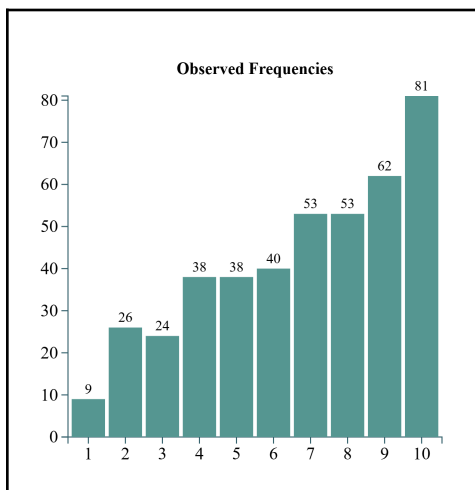


**hs\_campaign\_finance\_reform\_less\_important**

**Dependent Variable:** Respondents who said 'Somewhat Important' or 'Not a Top Priority.' vs those who said 'Highest Priority', 'One of Many Important Issues'

**Internal Haystaq Model Name:** campaign\_finance\_not\_high\_priority\_aw\_CT

FLAG: 15%



**Candidate Mail (Updated April 2026)\***

Updated in April 2026

**Source question:**

Do you read mail sent by candidates running for office?

No, Glance at it, Read it carefully

**Included fields:**

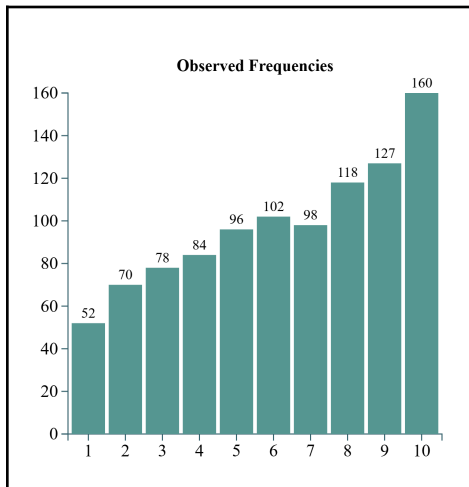
hs\_candidate\_mail\_read\_carefully  
hs\_candidate\_mail\_do\_not\_read

**hs\_candidate\_mail\_readership\_read\_carefully**

**Dependent Variable:** Respondents who answered 'Read it Carefully' vs those who answered 'Glance at it', 'No'

**Internal Haystaq Model Name:** candidate\_mail\_read\_carefully\_aw\_CT

FLAG: 15%

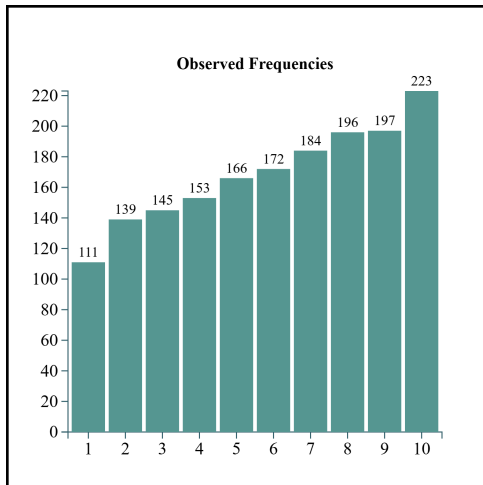


**hs\_candidate\_mail\_readership\_do\_not\_read**

**Dependent Variable:** Respondents who answered 'No' vs those who answered 'Read it Carefully'

**Internal Haystaq Model Name:** candidate\_mail\_no\_2w\_CT

FLAG: 20%



## Candidates and Officials – Pete Buttigieg \*

### Source question:

Do you approve or disapprove of Secretary of Transportation Pete Buttigieg?  
 Unsure or Unfamiliar, Strongly Approve, Somewhat Approve, Neither Approve or Disapprove, Somewhat Disapprove, Strongly Disapprove

### Included fields:

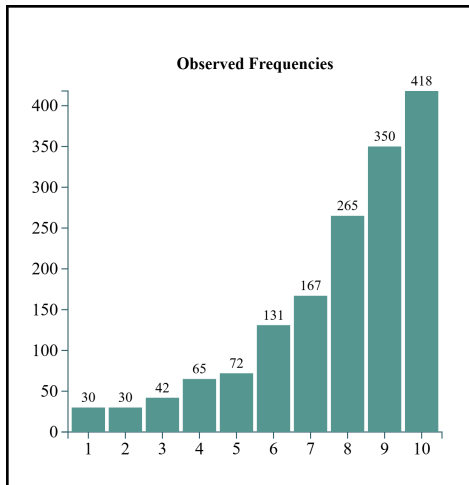
- hs\_buttigieg\_approval
- hs\_buttigieg\_disapproval
- hs\_buttigieg\_dem\_approval
- hs\_buttigieg\_dem\_disapproval

### hs\_buttigieg\_approval

**Dependent Variable:** Respondents who answered 'Strongly Approve' vs those who answered 'Strongly Disapprove', 'Somewhat Disapprove', 'Unsure or Unfamiliar', 'Neither Approve or Disapprove'

**Internal Haystaq Model Name:** buttigieg\_approval\_str\_aw\_CT

FLAG: 20%

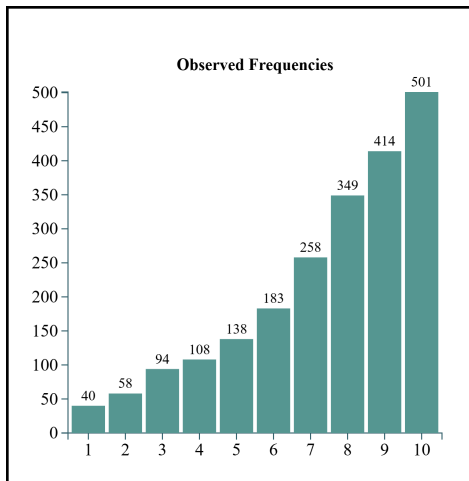


### hs\_buttigieg\_disapproval

**Dependent Variable:** Respondents who answered 'Strongly Disapprove', 'Somewhat Disapprove' vs those who answered 'Strongly Approve', 'Somewhat Approve', 'Unsure or Unfamiliar', 'Neither Approve or Disapprove'

**Internal Haystaq Model Name:** buttigieg\_approval\_disapprove\_aw\_CT

FLAG: 20%



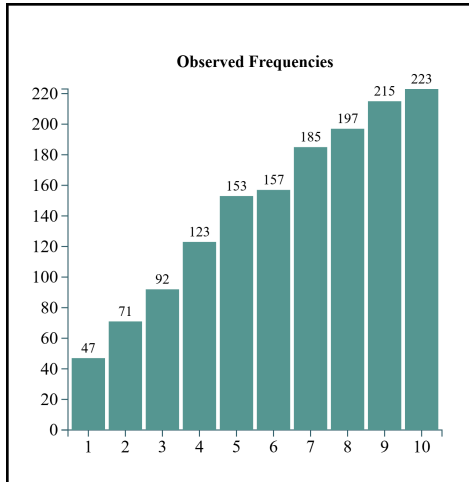
### hs\_buttigieg\_dem\_approval

**\*Note:** This score was limited to likely Democrats

**Dependent Variable:** Respondents who answered 'Strongly Approve' vs those who answered 'Strongly Disapprove', 'Somewhat Disapprove', 'Unsure or Unfamiliar', 'Neither Approve or Disapprove' – Limited to Likely Dems

**Internal Haystaq Model Name:** buttigieg\_approve\_dem\_str\_aw\_CT

FLAG: 20%



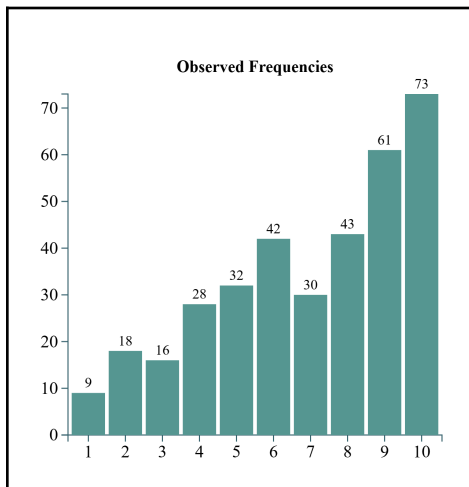
### hs\_buttigieg\_dem\_disapproval

**\*Note: This score was limited to likely Democrats**

**Dependent Variable:** Respondents who answered 'Strongly Disapprove', 'Somewhat Disapprove' vs those who answered 'Strongly Approve', 'Somewhat Approve', 'Unsure or Unfamiliar', 'Neither Approve or Disapprove' – Limited to Likely Dems

**Internal Haystaq Model Name:** buttigieg\_approve\_disapprove\_dem\_aw\_GB

FLAG: 10%



# Candidates and Officials – Alexandria Ocasio Cortez (Updated April 2026)\*

Updated April 2026

## Source question:

Do you approve or disapprove of Alexandria Ocasio-Cortez, also known as AOC?  
Unsure or Unfamiliar AOC, Strongly Approve, Somewhat Approve, Neither Approve or Disapprove, Somewhat Disapprove, Strongly Disapprove

## Included fields:

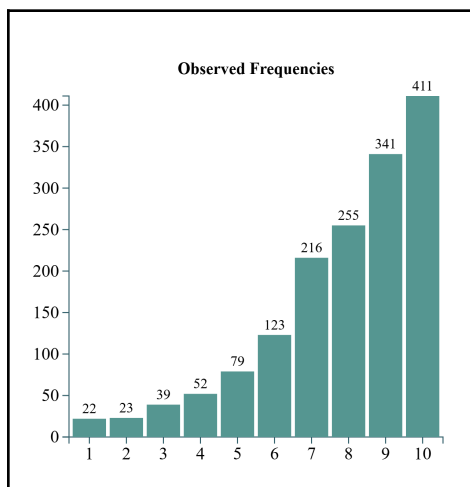
- hs\_aoc\_approval
- hs\_aoc\_disapproval
- hs\_aoc\_dem\_approval
- hs\_aoc\_dem\_disapproval

## hs\_aoc\_approval

**Dependent Variable:** Respondents who answered 'Strongly Approve' vs those who answered 'Strongly Disapprove', 'Somewhat Disapprove', 'Unsure or Unfamiliar', 'Neither Approve or Disapprove'

**Internal Haystaq Model Name:** aoc\_approval\_str\_aw\_CT

FLAG: 20%

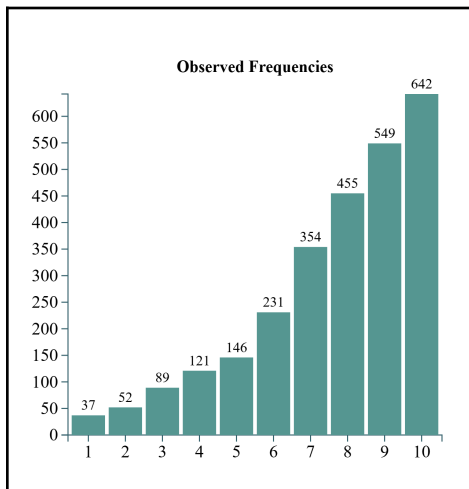


## hs\_aoc\_disapproval

**Dependent Variable:** Respondents who answered 'Strongly Disapprove' vs those who answered 'Strongly Approve', 'Somewhat Approve', 'Unsure or Unfamiliar', 'Neither Approve or Disapprove'

**Internal Haystaq Model Name:** aoc\_approval\_str\_disapprove\_aw\_CT

FLAG: 20%



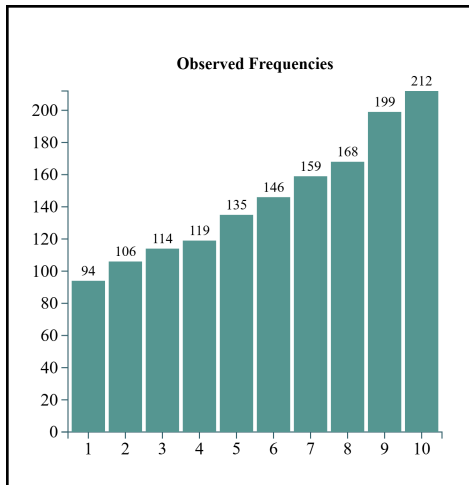
## hs\_aoc\_dem\_approval

**\*Note:** This score was limited to likely Democrats

**Dependent Variable:** Respondents who answered 'Strongly Approve' vs those who answered 'Strongly Disapprove', 'Somewhat Disapprove', 'Unsure or Unfamiliar', 'Neither Approve or Disapprove' – Limited to Likely Dems

**Internal Haystaq Model Name:** aoc\_approve\_dem\_str\_aw\_LGB

FLAG: 15%



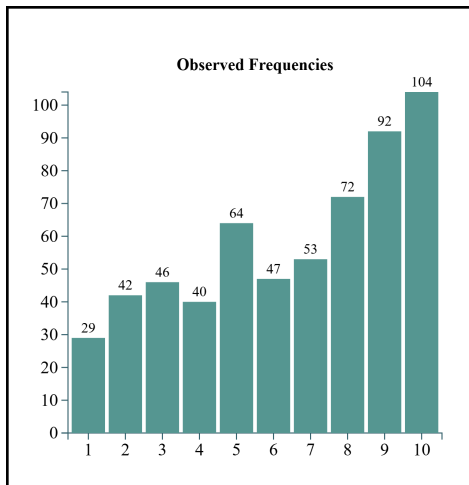
**hs\_aoc\_dem\_disapproval**

**\*Note: This score was limited to likely Democrats**

**Dependent Variable:** Respondents who answered 'Strongly Disapprove', 'Somewhat Disapprove' vs those who answered 'Strongly Approve', 'Somewhat Approve', 'Unsure or Unfamiliar', 'Neither Approve or Disapprove' – Limited to Likely Dems

**Internal Haystaq Model Name:** aoc\_approve\_disapprove\_dem\_aw\_GB

FLAG: 10%



# Candidates and Officials – Nikki Haley \*

## Source question:

Do you approve or disapprove of former governor of South Carolina Nikki Haley?  
Unsure or Unfamiliar, Strongly Approve, Somewhat Approve, Neither Approve or Disapprove, Somewhat Disapprove, Strongly Disapprove

## Included fields:

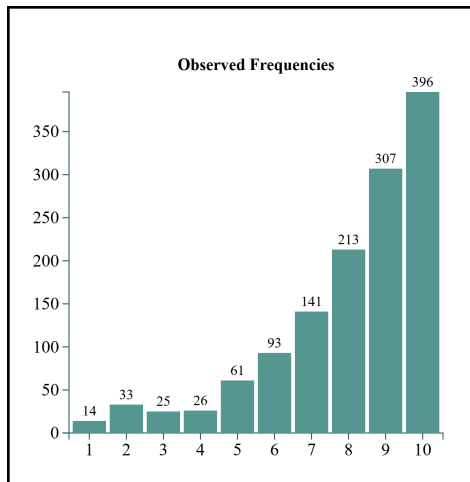
hs\_haley\_approval  
hs\_haley\_disapproval  
hs\_haley\_approval\_gop

## hs\_haley\_approval

**Dependent Variable:** Respondents who answered 'Strongly Approve' vs those who answered 'Strongly Disapprove', 'Somewhat Disapprove', 'Unsure or Unfamiliar', 'Neither Approve or Disapprove'

**Internal Haystaq Model Name:** haley\_approval\_str\_aw\_CT

FLAG: 20%

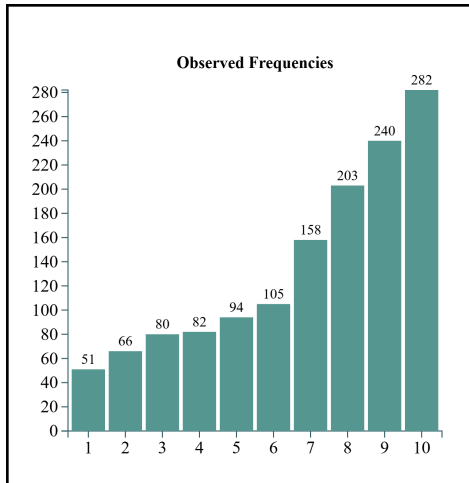


## hs\_haley\_disapproval

**Dependent Variable:** Respondents who answered 'Strongly Disapprove' vs those who answered 'Strongly Approve', 'Somewhat Approve', 'Unsure or Unfamiliar', 'Neither Approve or Disapprove'

**Internal Haystaq Model Name:** haley\_approval\_str\_disapprove\_aw\_GB

FLAG: 20%



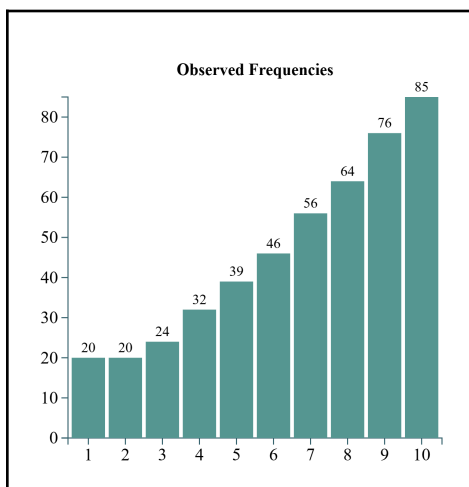
### hs\_haley\_approval\_gop

**\*Note:** This score was limited to likely Republicans

**Dependent Variable:** Respondents who answered 'Strongly Approve' vs those who answered 'Strongly Disapprove', 'Somewhat Disapprove', 'Unsure or Unfamiliar', 'Neither Approve or Disapprove' – Limited to Likely GOPs

**Internal Haystaq Model Name:** haley\_approve\_gop\_str\_aw\_GB

FLAG: 15%



# Candidates and Officials – Kamala Harris (Updated April 2026) \*

## Source question:

Do you approve or disapprove of former Vice President Kamala Harris?  
Unsure or Unfamiliar, Strongly Approve, Somewhat Approve, Neither Approve nor Disapprove, Somewhat Disapprove, Strongly Disapprove

## Included fields:

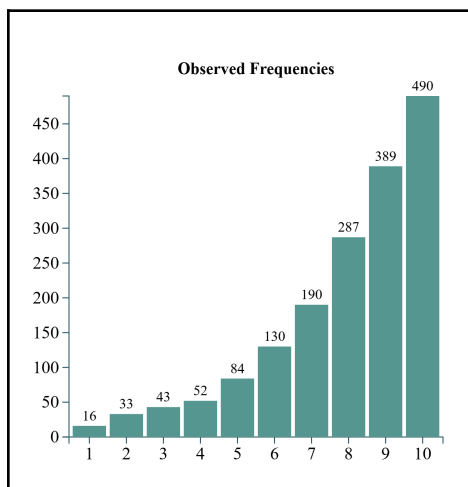
hs\_harris\_approval  
hs\_harris\_disapproval  
hs\_harris\_dem\_approval  
hs\_harris\_dem\_disapproval

## hs\_harris\_approval

**Dependent Variable:** Respondents who answered 'Strongly Approve' vs those who answered 'Strongly Disapprove', 'Somewhat Disapprove', 'Unsure or Unfamiliar', 'Neither Approve nor Disapprove'

**Internal Haystaq Model Name:** harris\_approval\_str\_aw\_GB

FLAG: 20%

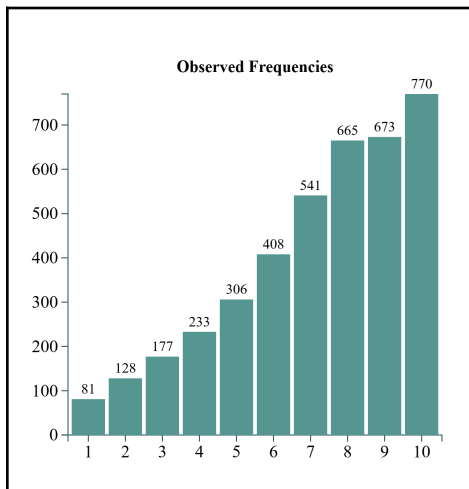


## hs\_harris\_disapproval

**Dependent Variable:** Respondents who answered 'Strongly Disapprove' vs those who answered 'Strongly Approve', 'Somewhat Approve', 'Unsure or Unfamiliar', 'Neither Approve nor Disapprove'

**Internal Haystaq Model Name:** harris\_approval\_str\_disapprove\_aw\_CT

FLAG: 30%



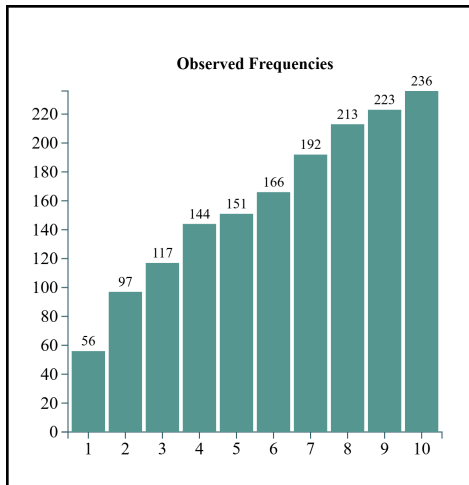
## hs\_harris\_approval\_dem

**\*Note:** This score was limited to likely Democrats

**Dependent Variable:** Respondents who answered 'Strongly Approve' vs those who answered 'Strongly Disapprove', 'Somewhat Disapprove', 'Unsure or Unfamiliar', 'Neither Approve nor Disapprove' – Limited to Likely Dems

**Internal Haystaq Model Name:** harris\_approve\_dem\_str\_aw\_GB

FLAG: 20%



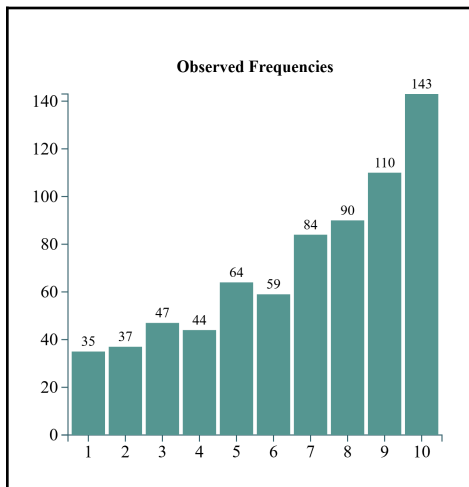
**hs\_harris\_disapproval\_dem**

**\*Note: This score was limited to likely Democrats**

**Dependent Variable:** Respondents who answered 'Strongly Disapprove', 'Somewhat Disapprove' vs those who answered 'Strongly Approve', 'Somewhat Approve', 'Unsure or Unfamiliar', 'Neither Approve nor Disapprove' – Limited to Likely Dems

**Internal Haystaq Model Name:** harris\_approve\_disapprove\_dem\_aw\_GB

FLAG: 15%



# Candidates and Officials – Mike Johnson (Updated April 2026) \*

Updated April 2026

## Source question:

Do you approve or disapprove of Republican House Speaker Mike Johnson?  
Unsure or Unfamiliar, Strongly Approve, Somewhat Approve, Neither Approve or disapprove, Somewhat Disapprove, Strongly Disapprove

## Included fields:

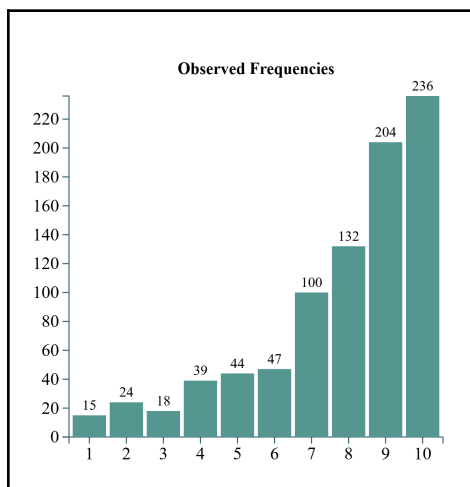
- hs\_mike\_johnson\_approval
- hs\_mike\_johnson\_disapproval
- hs\_mike\_johnson\_approval\_gop
- hs\_mike\_johnson\_disapproval\_gop

## hs\_mike\_johnson\_approval

**Dependent Variable:** Respondents who answered 'Strongly Approve', 'Somewhat Approve' vs those who answered 'Strongly Disapprove', 'Somewhat Disapprove', 'Unsure or Unfamiliar', 'Neither Approve or Disapprove'

**Internal Haystaq Model Name:** mike\_johnson\_approval\_aw\_GB

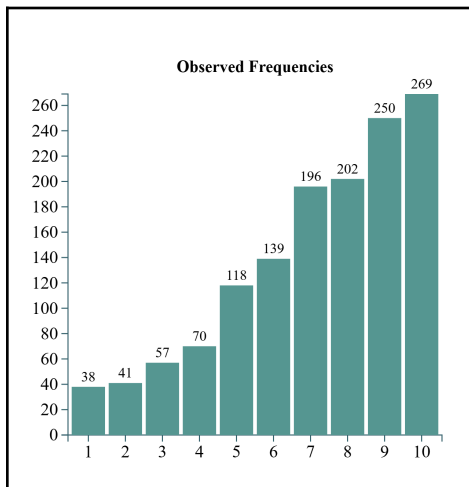
FLAG: 15%



## hs\_mike\_johnson\_disapproval

**Dependent Variable:** Respondents who answered 'Strongly Disapprove' vs those who answered 'Strongly Approve', 'Somewhat Approve', 'Unsure or Unfamiliar', 'Neither Approve or Disapprove'

**Internal Haystaq Model Name:** mike\_johnson\_approval\_str\_disapprove\_aw\_CT  
FLAG: 25%

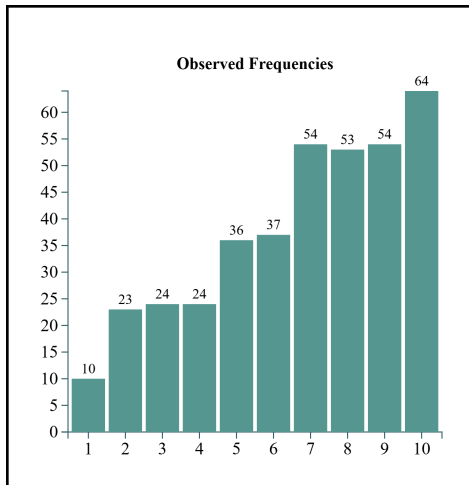


## hs\_mike\_johnson\_approval\_gop

**\*Note:** This score was limited to likely Republicans

**Dependent Variable:** Respondents who answered 'Strongly Approve' or 'Somewhat Approve' vs those who answered 'Strongly Disapprove', 'Somewhat Disapprove', 'Unsure or Unfamiliar', 'Neither Approve or Disapprove' – Limited to Likely GOP

**Internal Haystaq Model Name:** mike\_johnson\_approve\_gop\_str\_aw\_CT  
FLAG: 20%



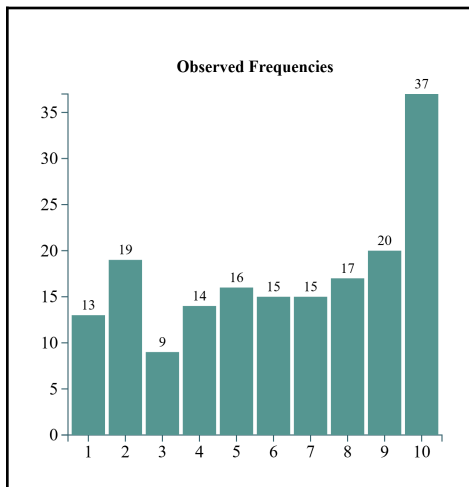
**hs\_mike\_johnson\_disapproval\_gop**

**\*Note: This score was limited to likely Republicans**

**Dependent Variable:** Respondents who answered 'Strongly Disapprove' or 'Somewhat Disapprove' vs those who answered 'Strongly Approve', 'Somewhat Approve', 'Unsure or Unfamiliar', 'Neither Approve or Disapprove' – Limited to Likely GOP

**Internal Haystaq Model Name:** mike\_johnson\_approve\_disapprove\_gop\_aw\_GB

FLAG: 7%



Candidates and Officials – RFK Jr. \*

**Source question:**

Do you approve or disapprove of Secretary of Health and Human Services Robert F Kennedy Jr?

Unsure or Unfamiliar, Strongly Approve, Somewhat Approve, Neither Approve nor Disapprove, Somewhat Disapprove, Strongly Disapprove

**Included fields:**

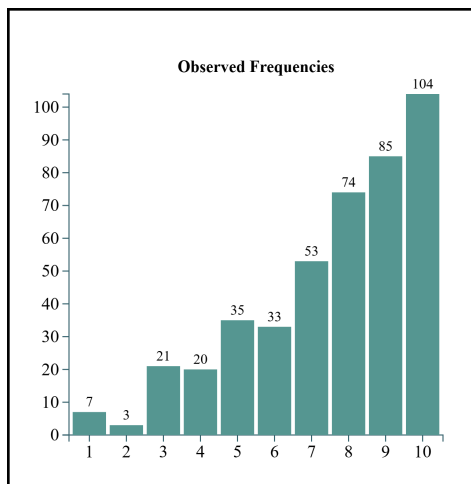
- hs\_rfkjr\_approval
- hs\_rfkjr\_disapproval

**hs\_rfkjr\_approval**

**Dependent Variable:** Respondents who answered 'Strongly Approve', 'Somewhat Approve' vs those who answered 'Strongly Disapprove', 'Somewhat Disapprove',

**Internal Haystaq Model Name:** rfk\_jr\_approval\_2w\_XG

FLAG: 20%

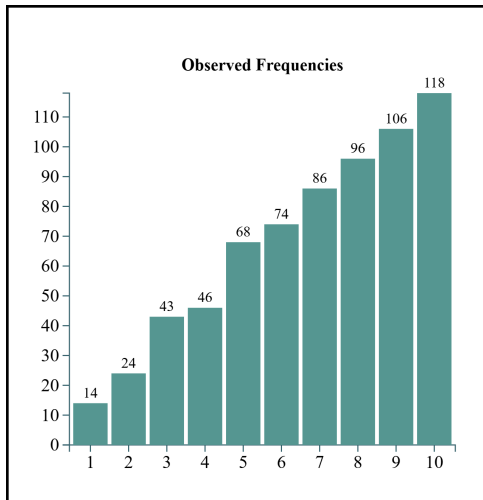


**hs\_rfkjr\_disapproval**

**Dependent Variable:** Respondents who answered 'Strongly Disapprove' vs those who answered 'Strongly Approve', 'Somewhat Approve', 'Unsure or Unfamiliar', 'Neither Approve nor Disapprove'

**Internal Haystaq Model Name:** rfk\_jr\_approval\_str\_disapprove\_aw\_XG

FLAG: 30%



## Candidates and Officials – Ro Khanna \*

### Source question:

Do you approve or disapprove of Democratic Congressman Ro Khanna?  
 Unsure or Unfamiliar, Strongly Approve, Somewhat Approve, Neither Approve nor disapprove, Somewhat Disapprove, Strongly Disapprove

### Included fields:

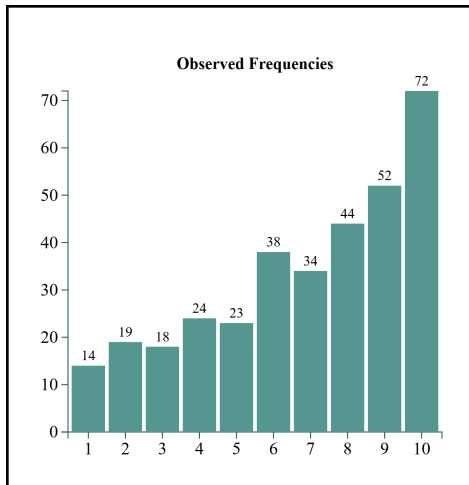
hs\_ro\_khanna\_approval  
 hs\_ro\_khanna\_disapproval  
 hs\_ro\_khanna\_approval\_dem

### hs\_ro\_khanna\_approval

**Dependent Variable:** Respondents who answered 'Strongly Approve', 'Somewhat Approve' vs those who answered 'Strongly Disapprove', 'Somewhat Disapprove', 'Unsure or Unfamiliar', 'Neither Approve nor Disapprove'

**Internal Haystack Model Name:** ro\_khanna\_approval\_aw\_LGB

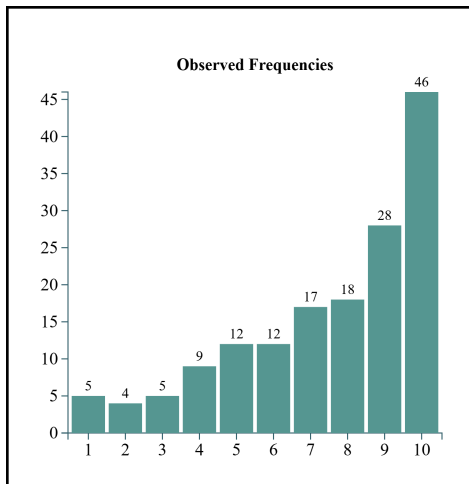
FLAG: 10%



**hs\_ro\_khanna\_disapproval**

**Dependent Variable:** Respondents who answered 'Strongly Disapprove' vs those who answered 'Strongly Approve', 'Somewhat Approve', 'Unsure or Unfamiliar', 'Neither Approve nor Disapprove'

**Internal Haystaq Model Name:** ro\_khanna\_approval\_str\_disapprove\_aw\_LGB  
 FLAG: 10%



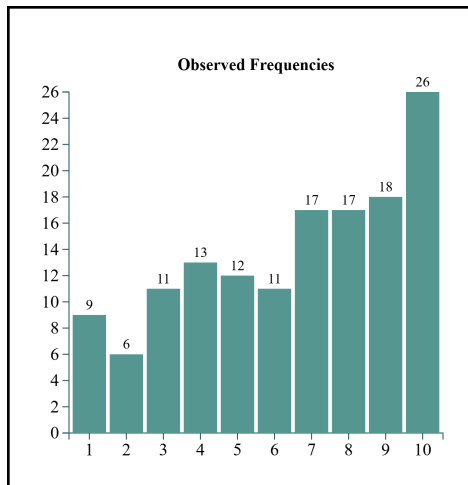
**hs\_ro\_khanna\_approval\_dem**

**\*Note:** This score was limited to likely Democrats

**Dependent Variable:** Respondents who answered 'Strongly Approve' vs those who answered 'Strongly Disapprove', 'Somewhat Disapprove', 'Unsure or Unfamiliar', 'Neither Approve nor Disapprove' – Limited to Likely Dems

**Internal Haystaq Model Name:** ro\_khanna\_approve\_dem\_str\_aw\_CT

FLAG: 10%



## Candidates and Officials – Zohran Mamdani (New April 2026)

### Source question:

Do you approve or disapprove of New York City Mayor Zohran Mamdani?  
Unsure or Unfamiliar, Strongly Approve, Somewhat Approve, Neither Approve or Disapprove, Somewhat Disapprove, Strongly Disapprove

### Included fields:

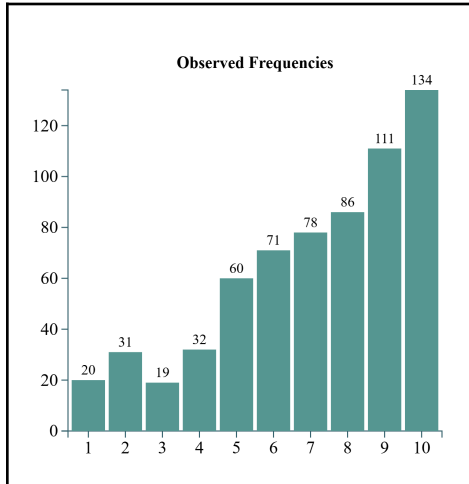
- hs\_mamdani\_approval
- hs\_mamdani\_disapproval
- hs\_mamdani\_dem\_approval
- hs\_mamdani\_dem\_disapproval

### hs\_mamdani\_approval

**Dependent Variable:** Respondents who answered 'Strongly Approve' or 'Somewhat Approve' vs those who answered 'Strongly Disapprove', 'Somewhat Disapprove', 'Unsure or Unfamiliar', 'Neither Approve or Disapprove'

**Internal Haystaq Model Name:** mamdani\_approval\_aw\_CT

FLAG: 20%

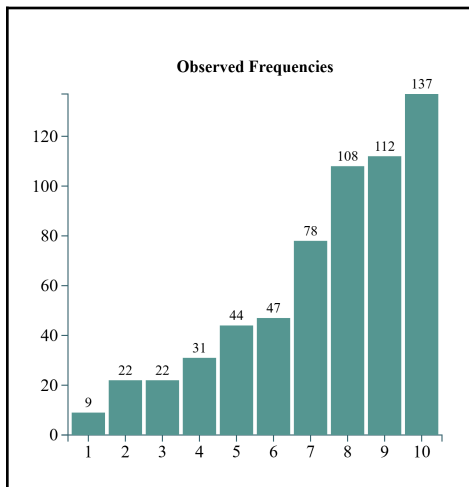


**hs\_mamdani\_disapproval**

**Dependent Variable:** Respondents who answered 'Strongly Disapprove' vs those who answered 'Strongly Approve', 'Somewhat Approve', 'Unsure or Unfamiliar', 'Neither Approve or Disapprove'

**Internal Haystaq Model Name:** mamdani\_approval\_str\_disapprove\_aw\_GB

FLAG: 35%



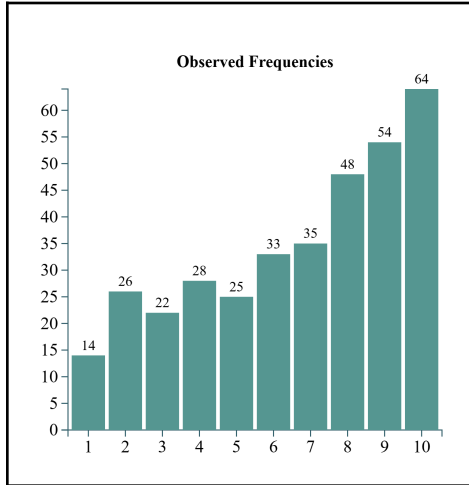
**hs\_mamdani\_approval\_dem**

**\*Note:** This score was limited to likely Democrats

**Dependent Variable:** Respondents who answered 'Strongly Approve' vs those who answered 'Strongly Disapprove', 'Somewhat Disapprove', 'Unsure or Unfamiliar', 'Neither Approve or Disapprove'– Limited to Likely Dems

**Internal Haystaq Model Name:** mamdani\_approve\_dem\_str\_aw\_CT

FLAG: 20%



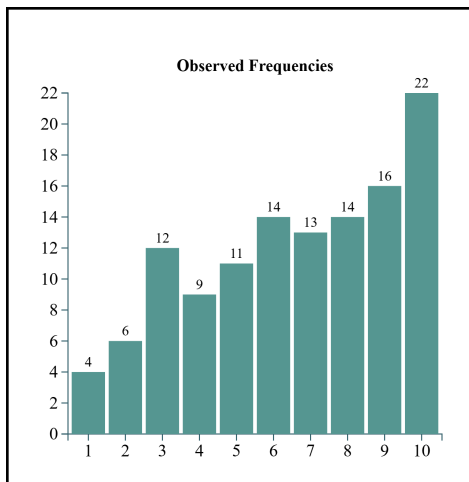
### **hs\_mamdani\_disapproval\_dem**

**\*Note:** This score was limited to likely Democrats

**Dependent Variable:** Respondents who answered 'Strongly Disapprove', 'Somewhat Disapprove' vs those who answered 'Strongly Approve', 'Somewhat Approve', 'Unsure or Unfamiliar', 'Neither Approve or Disapprove' – Limited to Likely Dems

**Internal Haystaq Model Name:** mamdani\_approve\_disapprove\_dem\_aw\_CT

FLAG: 20%



# Candidates and Officials – Gavin Newsom \*

## Source question:

Do you approve or disapprove of California Governor Gavin Newsom?  
Unsure or Unfamiliar, Strongly Approve, Somewhat Approve, Neither Approve nor Disapprove, Somewhat Disapprove, Strongly Disapprove

## Included fields:

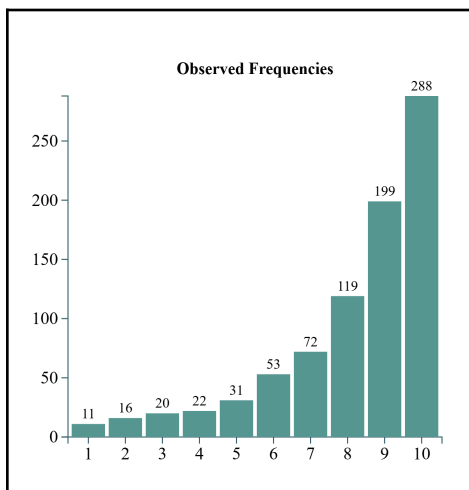
- hs\_newsom\_approval
- hs\_newsom\_disapproval
- hs\_newsom\_approval\_dem
- hs\_newsom\_disapproval\_dem

## hs\_newsom\_approval

**Dependent Variable:** Respondents who answered 'Strongly Approve' vs those who answered 'Strongly Disapprove', 'Somewhat Disapprove', 'Unsure or Unfamiliar', 'Neither Approve nor Disapprove

**Internal Haystaq Model Name:** newsom\_approval\_str\_aw\_CT

FLAG: 20%

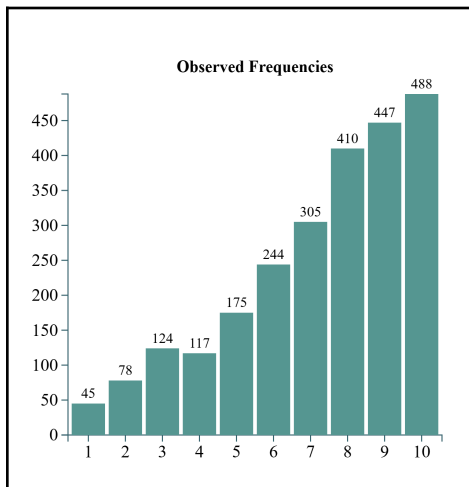


## hs\_newsom\_disapproval

**Dependent Variable:** Respondents who answered 'Strongly Disapprove', 'Somewhat Disapprove' vs those who answered 'Strongly Approve', 'Somewhat Approve', 'Unsure or Unfamiliar', 'Neither Approve nor Disapprove'

**Internal Haystaq Model Name:** newsom\_approval\_disapprove\_aw\_CT

FLAG: 25%



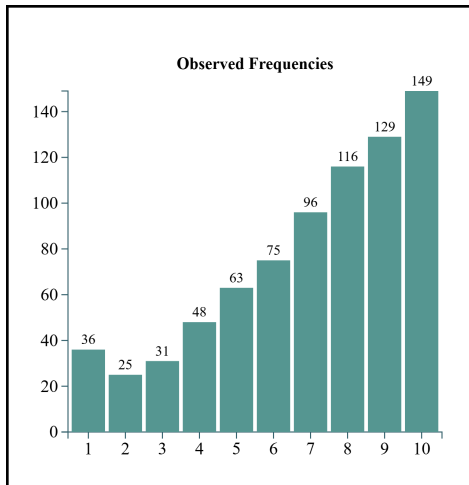
## hs\_newsom\_approval\_dem

**\*Note:** This score was limited to likely Democrats

**Dependent Variable:** Respondents who answered 'Strongly Approve' vs those who answered 'Strongly Disapprove', 'Somewhat Disapprove', 'Unsure or Unfamiliar', 'Neither Approve nor Disapprove' – Limited to Likely Dems

**Internal Haystaq Model Name:** newsom\_approve\_dem\_str\_aw\_CT

FLAG: 15%



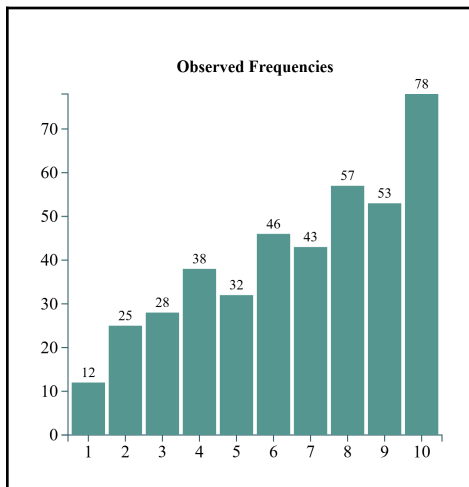
**hs\_newsom\_disapproval\_dem**

**\*Note: This score was limited to likely Democrats**

**Dependent Variable:** Respondents who answered 'Strongly Disapprove', 'Somewhat Disapprove' vs those who answered 'Unsure or Unfamiliar', 'Strongly Approve', 'Somewhat Approve', 'Neither Approve nor Disapprove' – Limited to Likely Dems

**Internal Haystack Model Name:** newsom\_approve\_disapprove\_dem\_aw

FLAG: 10%



Candidates and Officials – Elon Musk \*

**Source question:**

Do you approve or disapprove of billionaire Elon Musk?

Unsure or Unfamiliar, Strongly Approve, Somewhat Approve, Neither Approve nor disapprove, Somewhat Disapprove, Strongly Disapprove

**Included fields:**

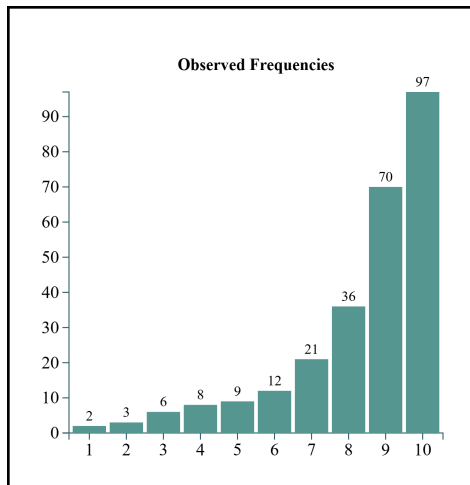
- hs\_elon\_musk\_approval
- hs\_elon\_musk\_disapproval
- hs\_elon\_musk\_approval\_gop

**hs\_elon\_musk\_approval**

**Dependent Variable:** Respondents who answered 'Strongly Approve' vs those who answered 'Strongly Disapprove', 'Somewhat Disapprove', 'Unsure or Unfamiliar', 'Neither Approve nor Disapprove'

**Internal Haystaq Model Name:** musk\_approval\_str\_aw\_GB

FLAG: 15%

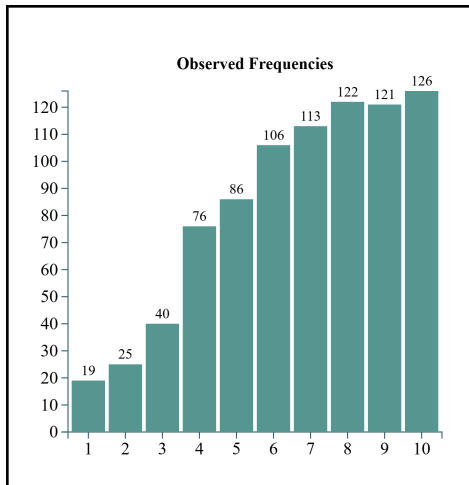


**hs\_elon\_musk\_disapproval**

**Dependent Variable:** Respondents who answered 'Strongly Disapprove' vs those who answered 'Strongly Approve', 'Somewhat Approve', 'Unsure or Unfamiliar', 'Neither Approve nor Disapprove'

**Internal Haystaq Model Name:** musk\_approval\_str\_disapprove\_aw\_CT

FLAG: 30%



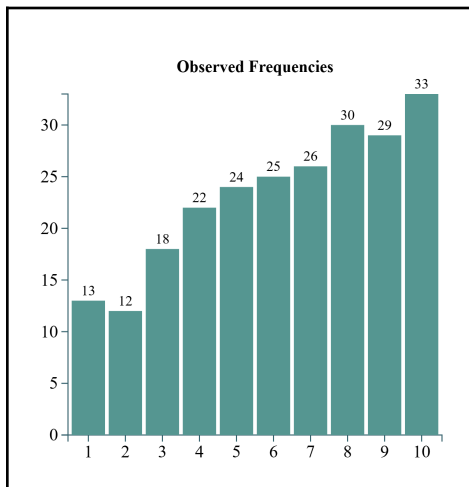
**hs\_musk\_approval\_gop**

**\*Note: This score was limited to likely Republicans**

**Dependent Variable:** Respondents who answered 'Strongly Approve' vs those who answered 'Strongly Disapprove', 'Somewhat Disapprove', 'Unsure or Unfamiliar', 'Neither Approve nor Disapprove – Limited to Likely GOPs

**Internal Haystaq Model Name:** musk\_approve\_gop\_str\_aw\_XG

FLAG: 10%



# Candidates and Officials – Marco Rubio (new April 2026)

## Source question:

Do you approve or disapprove of former Florida Senator and current Secretary of State Marco Rubio?

Unsure or Unfamiliar, Strongly Approve, Somewhat Approve, Neither Approve or Disapprove, Somewhat Disapprove, Strongly Disapprove

## Included fields:

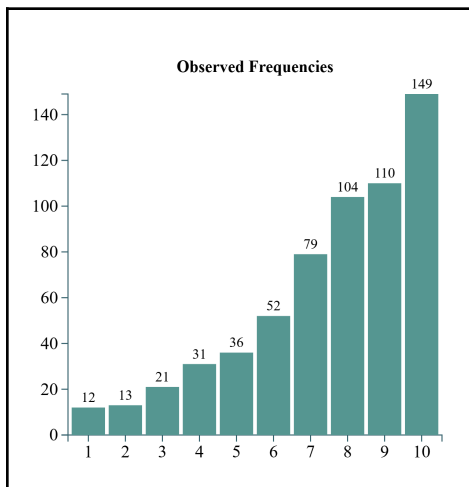
hs\_rubio\_approval  
hs\_rubio\_disapproval  
hs\_rubio\_approval\_gop

## hs\_rubio\_approval

**Dependent Variable:** Respondents who answered 'Strongly Approve' or 'Somewhat Approve' vs those who answered 'Strongly Disapprove', 'Somewhat Disapprove', 'Unsure or Unfamiliar', 'Neither Approve or Disapprove'

**Internal Haystaq Model Name:** rubio\_approval\_aw\_GB

FLAG: 15%

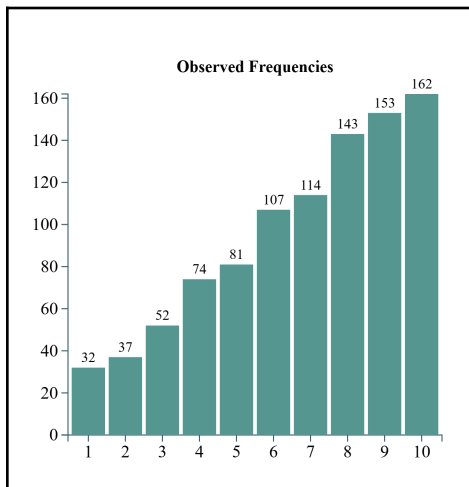


## hs\_rubio\_disapproval

**Dependent Variable:** Respondents who answered 'Strongly Disapprove' or 'Somewhat Disapprove' vs those who answered 'Strongly Approve', 'Somewhat Approve', 'Unsure or Unfamiliar', 'Neither Approve or Disapprove'

**Internal Haystaq Model Name:** rubio\_approval\_disapprove\_aw\_CT

FLAG: 25%



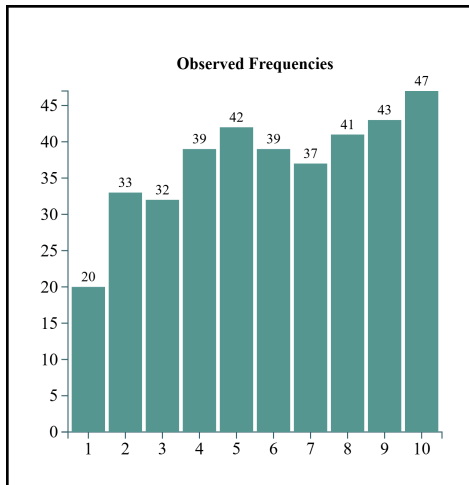
## hs\_rubio\_approval\_gop

**\*Note:** This score was limited to likely Republicans

**Dependent Variable:** Respondents who answered 'Strongly Approve' vs those who answered 'Strongly Disapprove', 'Somewhat Disapprove', 'Unsure or Unfamiliar', 'Neither Approve or Disapprove' – Limited to Likely GOPs

**Internal Haystaq Model Name:** rubio\_approve\_gop\_str\_aw\_GB

FLAG: 15%



## Candidates and Officials – Bernie Sanders (Updated April 2026) \*

### Source question:

Do you approve or disapprove of Senator Bernie Sanders?  
 Unsure or Unfamiliar, Strongly Approve, Somewhat Approve, Neither Approve or Disapprove, Somewhat Disapprove, Strongly Disapprove

### Included fields:

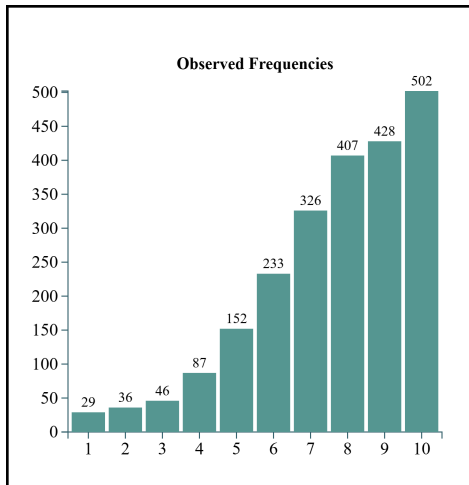
- hs\_bernie\_approval
- hs\_bernie\_disapproval
- hs\_bernie\_approval\_dem
- hs\_bernie\_disapproval\_dem

### hs\_bernie\_approval

**Dependent Variable:** Respondents who answered 'Strongly Approve' vs those who answered 'Strongly Disapprove', 'Somewhat Disapprove', 'Unsure or Unfamiliar', 'Neither Approve or Disapprove'

**Internal Haystaq Model Name:** bernie\_approval\_str\_aw\_GB

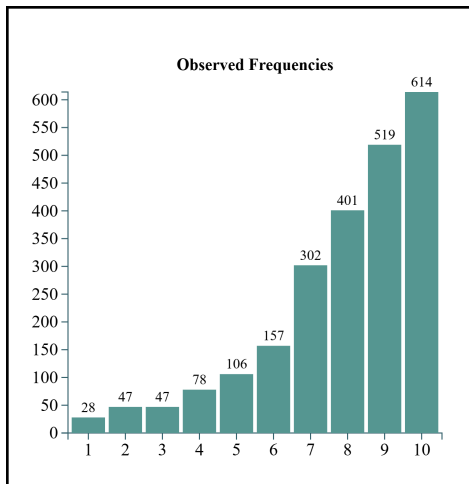
FLAG: 20%



**hs\_bernie\_disapproval**

**Dependent Variable:** Respondents who answered 'Strongly Disapprove' vs those who answered 'Strongly Approve', 'Somewhat Approve', 'Unsure or Unfamiliar', 'Neither Approve or Disapprove'

**Internal Haystaq Model Name:** bernie\_approval\_str\_disapprove\_aw\_CT  
 FLAG: 20%



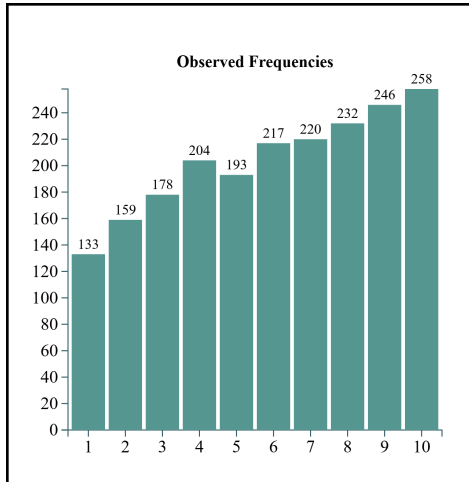
**hs\_bernie\_dem\_approval**

**\*Note:** This score was limited to likely Democrats

**Dependent Variable:** Respondents who answered 'Strongly Approve' vs those who answered 'Strongly Disapprove', 'Somewhat Disapprove', 'Unsure or Unfamiliar', 'Neither Approve or Disapprove' – Limited to Likely Dems

**Internal Haystaq Model Name:** bernie\_approve\_dem\_str\_aw\_CT

FLAG: 20%



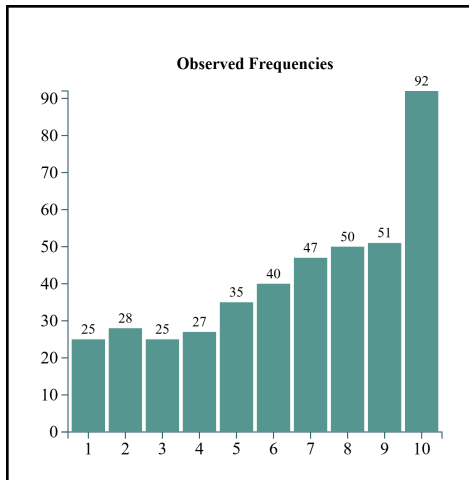
### hs\_bernie\_dem\_disapproval

**\*Note: This score was limited to likely Democrats**

**Dependent Variable:** Respondents who answered 'Strongly Disapprove', 'Somewhat Disapprove' vs those who answered 'Strongly Approve', 'Somewhat Approve', 'Unsure or Unfamiliar', 'Neither Approve or Disapprove' – Limited to Likely Dems

**Internal Haystaq Model Name:** bernie\_approve\_disapprove\_dem\_aw\_CT

FLAG: 10%



# Candidates and Officials – Donald Trump (Updated April 2026)\*

## Source question:

Do you approve or disapprove of President Donald Trump?

Unsure or Unfamiliar, Strongly Approve, Somewhat Approve, Neither Approve nor Disapprove, Somewhat Disapprove, Strongly Disapprove

## Included fields:

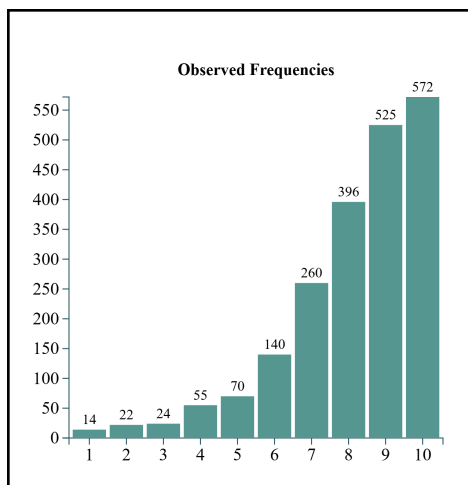
- hs\_trump\_approval
- hs\_trump\_disapproval
- hs\_trump\_approval\_gop
- hs\_trump\_disapproval\_gop

## hs\_trump\_approval

**Dependent Variable:** Respondents who answered 'Strongly Approve' vs those who answered 'Strongly Disapprove', 'Somewhat Disapprove'

**Internal Haystaq Model Name:** donald\_trump\_approval\_str\_2w2\_GB

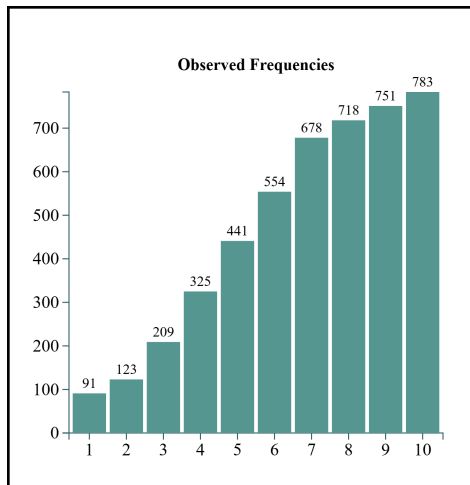
FLAG: 25%



## hs\_trump\_disapproval

**Dependent Variable:** Respondents who answered 'Strongly Disapprove' vs those who answered 'Strongly Approve', 'Somewhat Approve', 'Unsure or Unfamiliar', 'Neither Approve nor Disapprove'

**Internal Haystaq Model Name:** donald\_trump\_approval\_str\_disapprove\_aw\_LGB  
FLAG: 30%

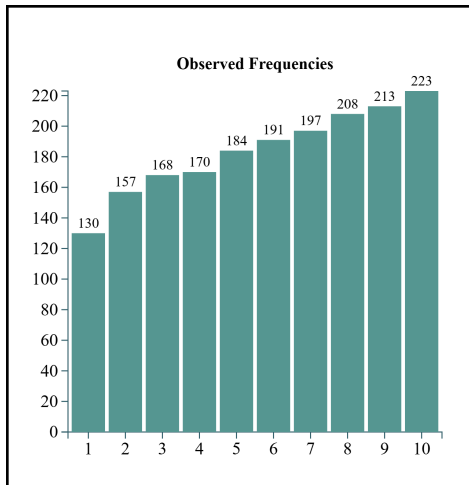


## hs\_trump\_approval\_gop

**\*Note:** This score was limited to likely Republicans

**Dependent Variable:** Respondents who answered 'Strongly Approve' vs those who answered 'Strongly Disapprove', 'Somewhat Disapprove', 'Unsure or Unfamiliar', 'Neither Approve nor Disapprove' – Limited to Likely GOPs

**Internal Haystaq Model Name:** donald\_trump\_approval\_gop\_str\_aw\_GB  
FLAG: 25%

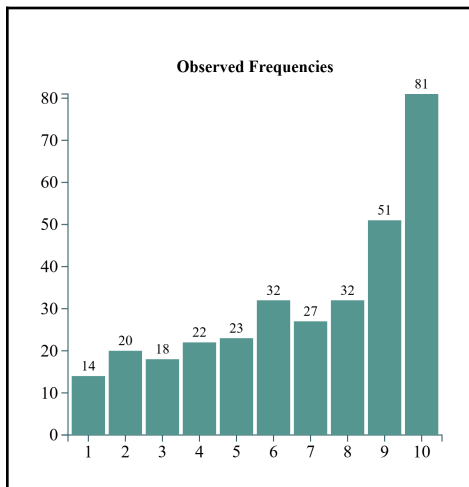


**hs\_trump\_disapproval\_gop**

**\*Note: This score was limited to likely Republicans**

**Dependent Variable:** Respondents who answered 'Strongly Disapprove' vs those who answered 'Strongly Approve', 'Somewhat Approve', 'Unsure or Unfamiliar', 'Neither Approve nor Disapprove' – Limited to Likely GOPs

**Internal Haystaq Model Name:** donald\_trump\_approve\_disapprove\_gop\_str\_aw\_CT  
 FLAG: 10%



# Candidates And Officials Trump Harris Double Dislike (Updated April 2026) \*

**Source questions:**

Do you approve or disapprove of Vice President Kamala Harris?  
Unsure or Unfamiliar, Strongly Approve, Somewhat Approve, Neither Approve nor disapprove, Somewhat Disapprove, Strongly Disapprove

Do you approve or disapprove of former President Donald Trump?  
Unsure or Unfamiliar, Strongly Approve, Somewhat Approve, Neither Approve nor Disapprove, Somewhat Disapprove, Strongly Disapprove

**Included fields:**

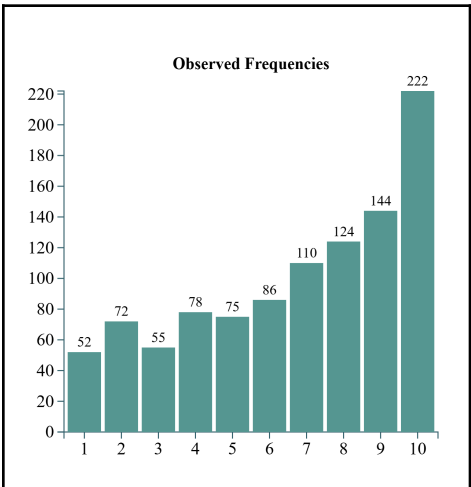
hs\_trump\_vs\_harris\_double\_dislike

**hs\_trump\_vs\_harris\_double\_dislike**

**Dependent Variable:** Respondents who answered 'Somewhat Disapprove' or 'Strongly Disapprove' for both candidates vs those who answered 'Strongly Approve', 'Somewhat Approve', or 'Neither Approve nor Disapprove' for one or both candidates

**Internal Haystaq Model Name:** harris\_trump\_double\_dislike\_aw\_CT

FLAG: 10%



# Candidates and Officials –JD Vance (Updated April 2026) \*

Updated April 2026

## Source question:

Do you approve or disapprove of Vice President JD Vance?

Unsure or Unfamiliar, Strongly Approve, Somewhat Approve, Neither Approve nor Disapprove, Somewhat Disapprove, Strongly Disapprove

## Included fields:

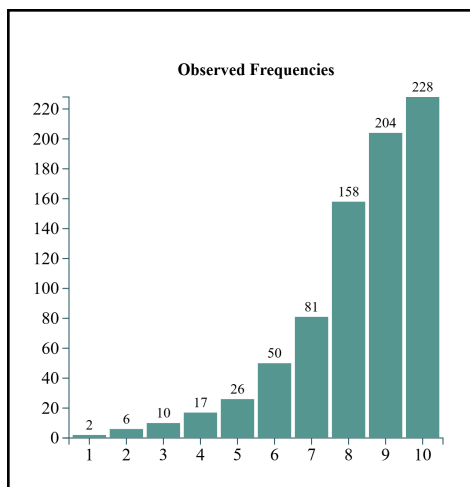
- hs\_jd\_vance\_approval
- hs\_jd\_vance\_disapproval
- hs\_jd\_vance\_approval\_gop
- hs\_jd\_vance\_disapproval\_gop

## hs\_jd\_vance\_approval

**Dependent Variable:** Respondents who answered 'Strongly Approve' vs those who answered 'Strongly Disapprove', 'Somewhat Disapprove'

**Internal Haystaq Model Name:** vance\_approval\_str\_2w2\_CT

FLAG: 25%

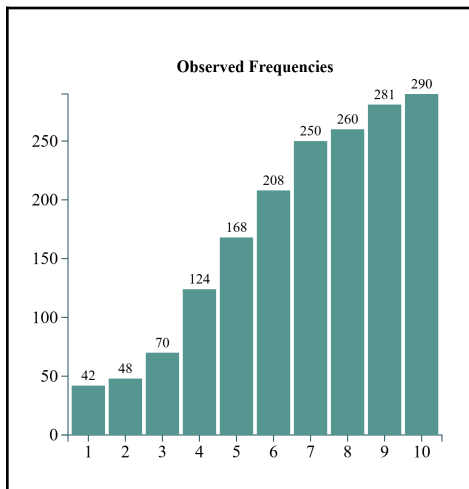


## hs\_jd\_vance\_disapproval

**Dependent Variable:** Respondents who answered 'Strongly Disapprove' vs those who answered 'Strongly Approve', 'Somewhat Approve', 'Unsure or Unfamiliar', 'Neither Approve nor Disapprove'

**Internal Haystaq Model Name:** vance\_approval\_str\_disapprove\_aw\_CT

FLAG: 30%



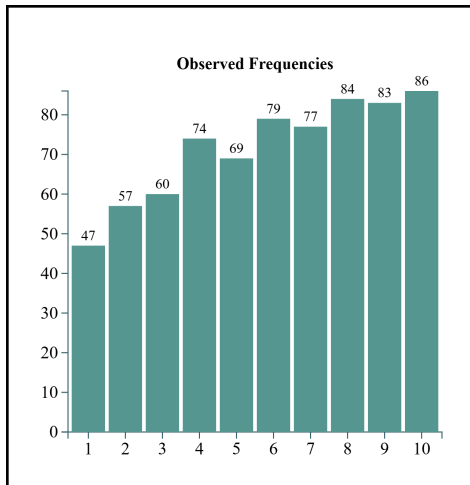
## hs\_jd\_vance\_approval\_GOP

**\*Note: This score was limited to likely Republicans**

**Dependent Variable:** Respondents who answered 'Strongly Approve' vs those who answered 'Strongly Disapprove', 'Somewhat Disapprove', 'Unsure or Unfamiliar', 'Neither Approve nor Disapprove – Limited to Likely GOPs

**Internal Haystaq Model Name:** vance\_approve\_gop\_str\_aw\_CT

FLAG: 30%



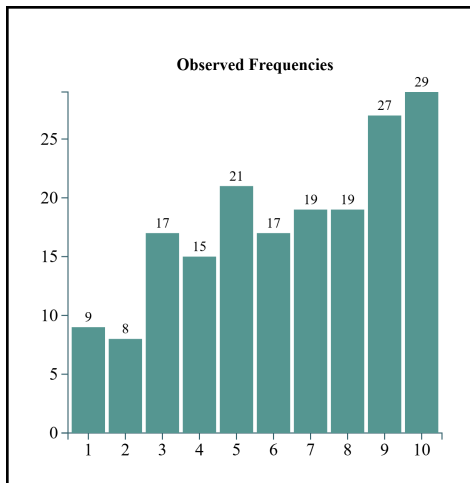
**hs\_jd\_vance\_disapproval\_GOP**

**\*Note: This score was limited to likely Republicans**

**Dependent Variable:** Respondents who answered 'Strongly Disapprove' or 'Somewhat Disapprove' vs those who answered 'Strongly Approve', 'Somewhat Approve', 'Unsure or Unfamiliar', 'Neither Approve nor Disapprove' – Limited to Likely GOPs

**Internal Haystaq Model Name:** vance\_approve\_disapprove\_gop\_aw\_GB

FLAG: 10%



# Capitalism - View of (Updated April 2026) \*

Updated in April 2026

## Source question:

Do you believe that our current capitalist economic system is thriving or failing? Do you believe: that the US economic system is fundamentally sound, that our system has minor flaws that can easily be fixed, that our economic system has major flaws that need large remedies, or that our economic system is fundamentally flawed and needs to be replaced?

Fundamentally Sound, Minor Flaws, Major Flaws, Fundamentally Flawed, Unsure

## Included fields:

hs\_capitalism\_believe\_flawed

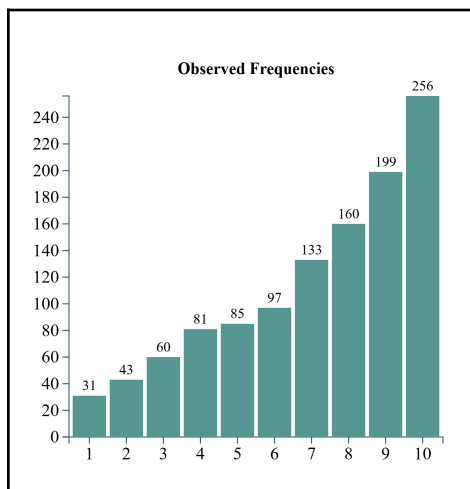
hs\_capitalism\_believe\_sound

## hs\_capitalism\_believe\_flawed

**Dependent Variable:** Respondents who said 'Fundamentally Flawed' vs. those who said 'Fundamentally Sound' or 'Minor Flaws' or 'Unsure'

**Internal Haystaq Model Name:** capitalism\_fundamentally\_flawed\_aw2\_GB

FLAG: 25%

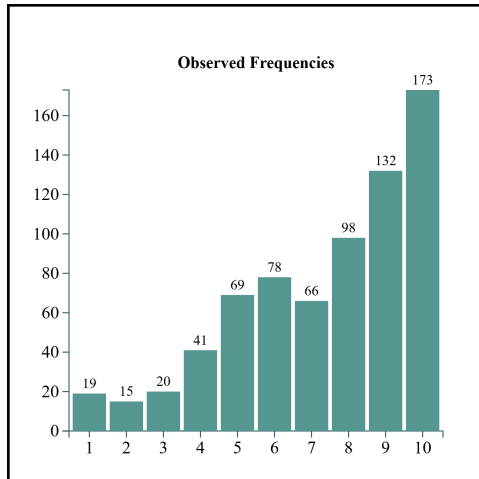


## hs\_capitalism\_believe\_sound

**Dependent Variable:** Respondents who said 'Fundamentally Sound' vs. those who said 'Fundamentally Flawed', 'Major Flaws', 'Minor Flaws', or 'Unsure'

**Internal Haystaq Model Name:** capitalism\_fundamentally\_sound\_aw\_CT

FLAG: 20%



## Casinos \*

### Source question:

Opponents of casinos say that they prey on low-income people, weaken nearby businesses and hurt property values while supporters say that casinos bring much-needed jobs and tax revenue. Knowing this, would you support a new or expanded casino in your area?

Support, Oppose, Unsure

### Included fields:

hs\_casino\_support

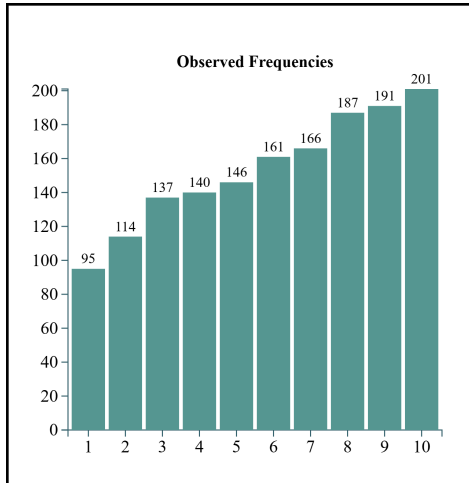
hs\_casino\_oppose

## hs\_casino\_support

**Dependent Variable:** Respondents who said 'Support' vs. those who said 'Oppose'

**Internal Haystaq Model Name:** casinos\_support\_2w\_CT

FLAG: 20%

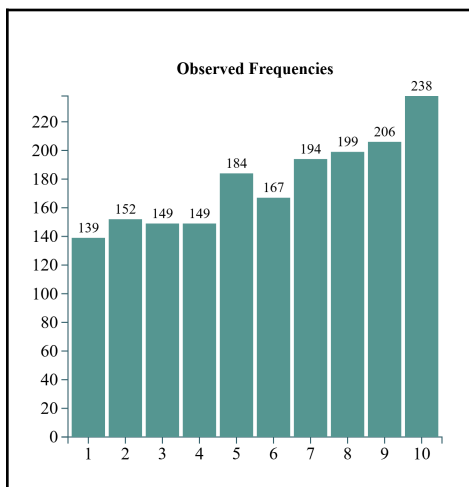


### hs\_casino\_oppose

**Dependent Variable:** Respondents who said 'Oppose' vs. those who said 'Support', 'Unsure'

**Internal Haystaq Model Name:** casinos\_oppose\_aw\_CT

FLAG: 20%



# Charity Type \*

## Source question:

Which type of charity would you personally be most likely to support, one devoted to protecting the Environment, one supporting Military Members & Veterans, one associated with a Religious Organization, one benefiting a Performance Art organization or international aid organizations like Doctors without Borders or World Central Kitchen? Environment, Veterans, Religious, Performing Arts, International Aid, None of the Above

## Included fields:

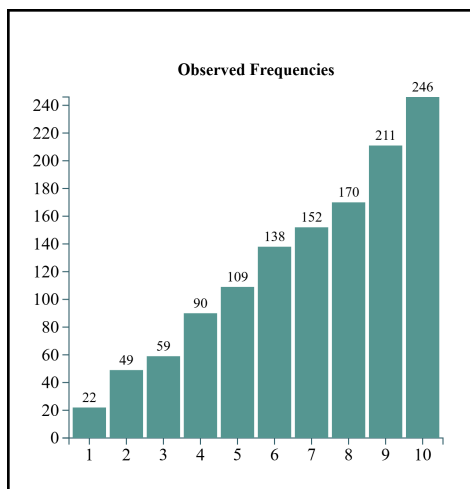
- hs\_charity\_giving\_enviro\_cause
- hs\_charity\_giving\_performing\_arts
- hs\_charity\_giving\_relig\_cause
- hs\_charity\_giving\_vet\_cause
- hs\_charity\_giving\_medical\_cause

## hs\_charity\_giving\_enviro\_cause

**Dependent Variable:** Respondents who said 'Environment' vs. those who said 'Veterans', 'Religious', 'Performing Arts', 'International Aid', or 'None of the Above'

**Internal Haystaq Model Name:** charity\_type\_environment\_CT

FLAG: 15%

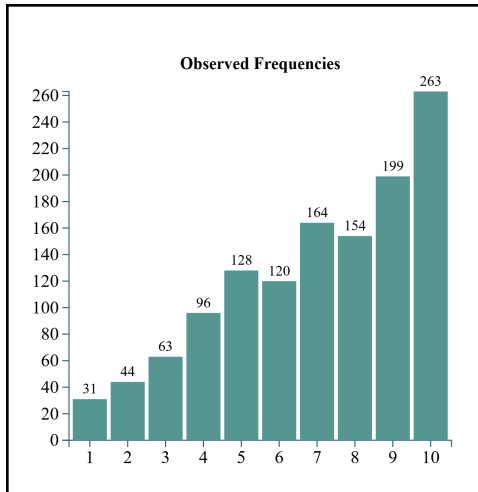


## hs\_charity\_giving\_vet\_cause

**Dependent Variable:** Respondents who said 'Veterans' vs. those who said 'Environment', 'Religious', 'Performing Arts', 'International Aid', or 'None of the Above'

**Internal Haystaq Model Name:** charity\_type\_veterans\_CT

FLAG: 15%

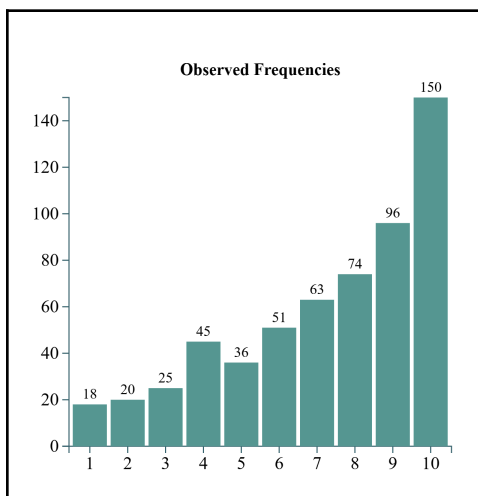


## hs\_charity\_giving\_relig\_cause

**Dependent Variable:** Respondents who said 'Religious' vs. those who said 'Environment', 'Veterans', 'Performing Arts', 'International Aid', or 'None of the Above'

**Internal Haystaq Model Name:** charity\_type\_religious\_CT

FLAG: 10%

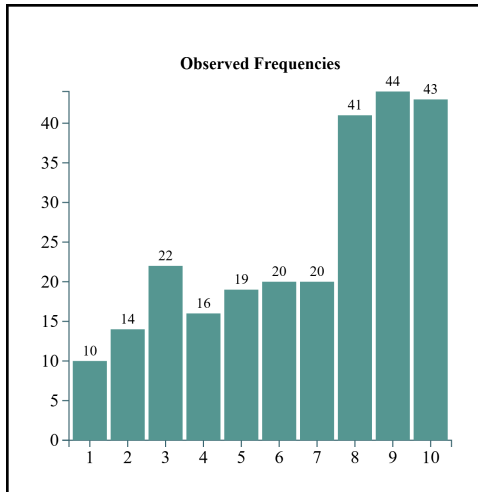


## hs\_charity\_giving\_performing\_arts

**Dependent Variable:** Respondents who said 'Performing Arts' vs. those who said 'Environment', 'Religious', 'Veterans', 'International Aid', or 'None of the Above'

**Internal Haystaq Model Name:** charity\_type\_performing\_arts\_LGB

FLAG: 10%

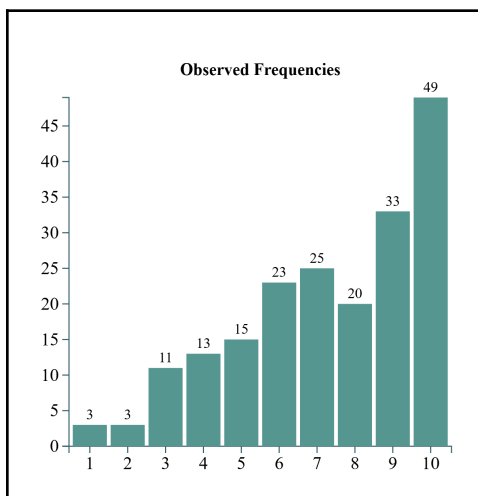


## hs\_charity\_giving\_international\_aid

**Dependent Variable:** Respondents who said 'International Aid' vs. those who said 'Environment', 'Religious', 'Veterans', 'Performing Arts', or 'None of the Above'

**Internal Haystaq Model Name:** charity\_type\_medical\_CT

FLAG: 10%



# Charter Schools \*

## Source question:

Many states allow charter schools, publicly-funded schools that are independently operated and exempt from some of the regulations that traditional public schools must follow. Do you think the expansion of charter schools is mostly a good thing or a bad thing?

Good Thing, Bad Thing, Unsure

## Included fields:

hs\_charter\_school\_support

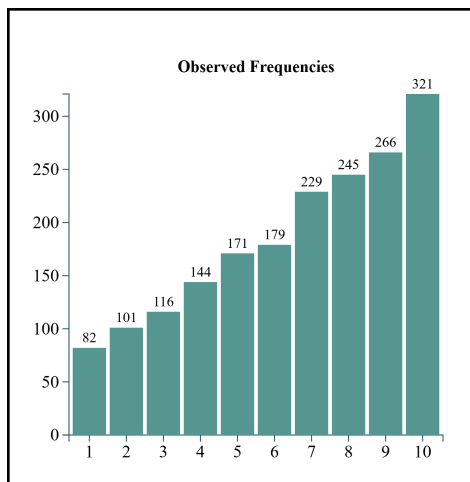
hs\_charter\_school\_oppose

## hs\_charter\_school\_support

**Dependent Variable:** Respondents who said 'Good Thing' vs. those who said 'Bad Thing' or 'Unsure'

**Internal Haystaq Model Name:** charter\_schools\_support\_aw\_CT

FLAG: 20%

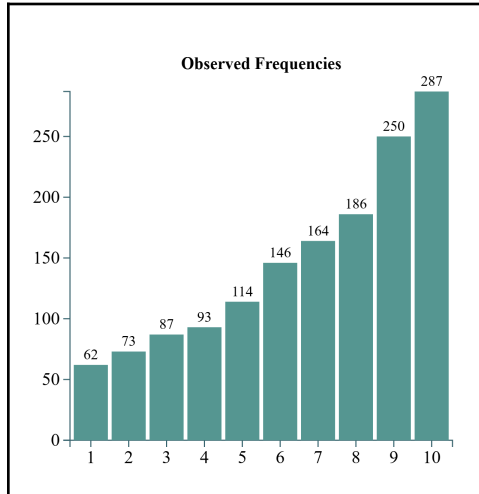


## hs\_charter\_school\_oppose

**Dependent Variable:** Respondents who said 'Bad Thing' vs. those who said 'Good Thing' or 'Unsure'

**Internal Haystaq Model Name:** charter\_schools\_oppose\_aw\_CT

FLAG: 20%



## China Foreign Policy \*

### Source question:

What comes closest to your opinion on China? That China is an important trade partner and we should find ways to work with them. Or that China represents an economic and military threat to the United States requiring a hardline approach?

Unsure, Work With China, or Hardline Approach

### Included fields:

hs\_china\_foreign\_policy\_work\_with

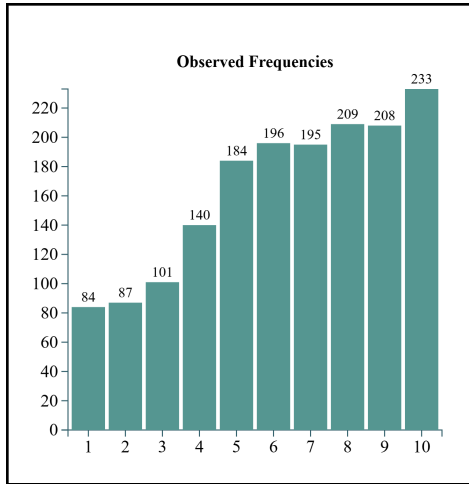
hs\_china\_foreign\_policy\_advesarial

### hs\_china\_foreign\_policy\_work\_with

**Dependent Variable:** Respondents who answered 'Work With China' vs those who answered 'Hardline Approach'

**Internal Haystaq Model Name:** china\_work\_with\_2w\_CT

FLAG: 20%

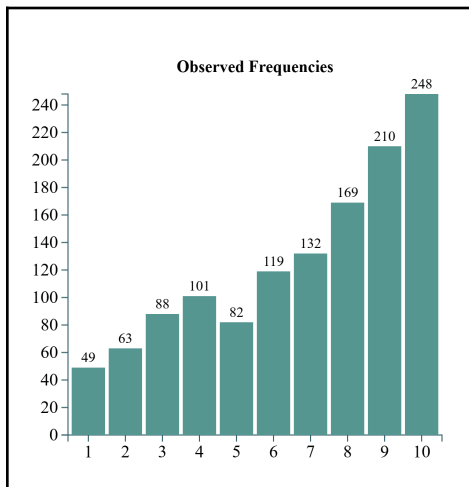


### hs\_china\_foreign\_policy\_adversarial

**Dependent Variable:** Respondents who answered 'Hardline Approach' vs those who answered 'Work With China', 'Unsure'

**Internal Haystaq Model Name:** china\_advesary\_aw\_GB

FLAG: 20%



## Christian Values (new April 2026)

Introduced April 2026

**Source question:**

Do you agree with the statement that society would benefit from a return to traditional Christian values?

Unsure, Strongly Agree, Somewhat Agree, Somewhat Disagree, Strongly Disagree

**Included fields:**

hs\_christian\_values\_not\_positive

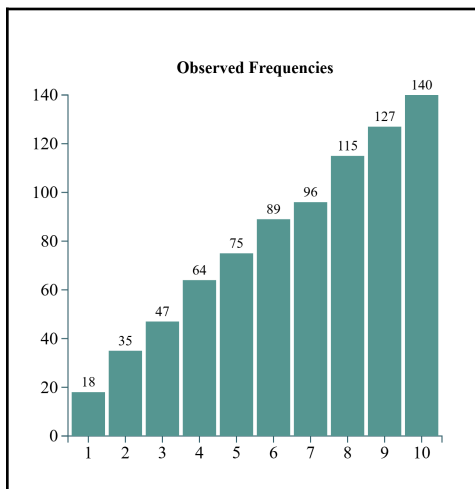
hs\_christian\_values\_positive

**hs\_christian\_values\_positive**

**Dependent Variable:** Respondents who said 'Strongly Agree' or 'Somewhat Agree' vs those who said 'Strongly Disagree' or 'Somewhat Disagree'

**Internal Haystaq Model Name:** christian\_values\_positive\_agree\_2w\_GB

FLAG: 20%



**hs\_christian\_values\_not\_positive**

**Dependent Variable:** This DV is the inverse of the Christian Values Positive model above

**Internal Haystaq Model Name:** inverse of christian\_values\_positive\_agree\_2w\_GB

FLAG: 20%

# Church Attendance \*

## Source question:

How often do you attend church, synagogue or mosque?

At least once a week, Almost every week, About once a month, Rarely, Never

## Included fields:

hs\_attends\_church\_frequently

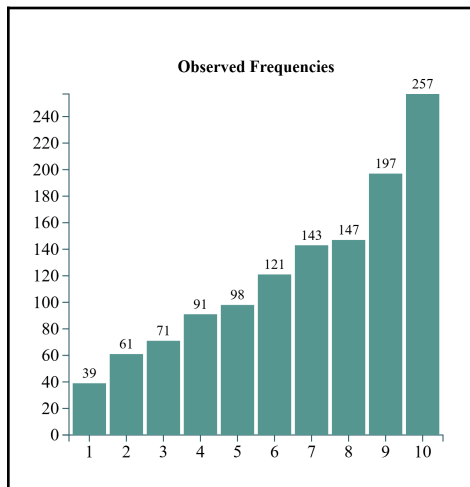
hs\_attends\_church\_never

## hs\_attends\_church\_frequently

**Dependent Variable:** Respondents who said 'Almost every week', 'At least once a week' vs. those who said 'Rarely', 'Never'

**Internal Haystaq Model Name:** church\_attend\_str\_2w2\_CT

FLAG: 20%

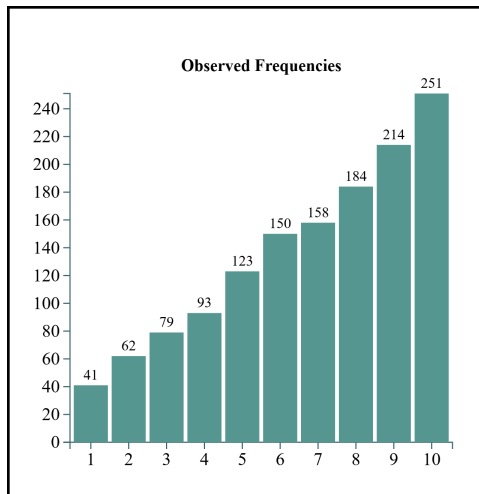


## hs\_attends\_church\_never

**Dependent Variable:** Respondents who said 'Never' vs. those who said 'At least once a week', 'Rarely', 'Almost every week', 'About once a month'

**Internal Haystaq Model Name:** church\_attend\_never\_aw\_CT

FLAG: 20%



## Civil Liberties \*

### Source question:

What concerns you more about law enforcement – that they have gone too far and are restricting the average person's civil liberties, or that they have not gone far enough and are not adequately protecting us?

Civil Liberties Too Restricted, Not Adequately Protecting Us, Undecided

### Included fields:

hs\_civil\_liberties\_support

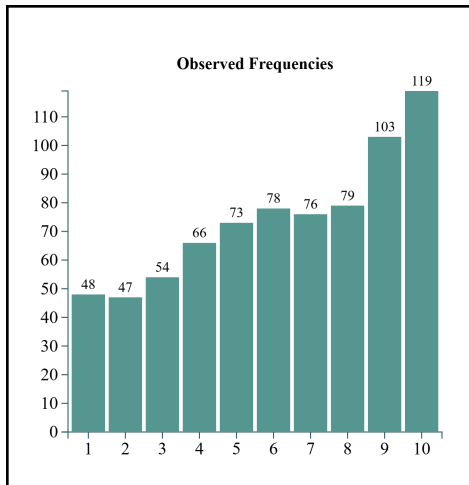
hs\_civil\_liberties\_oppose

### hs\_civil\_liberties\_support

**Dependent Variable:** Respondents who said 'Civil Liberties Too Restricted' vs. those who said 'Not Adequately Protecting Us'

**Internal Haystack Model Name:** civil\_liberties\_support\_2w\_CT

FLAG: 20%

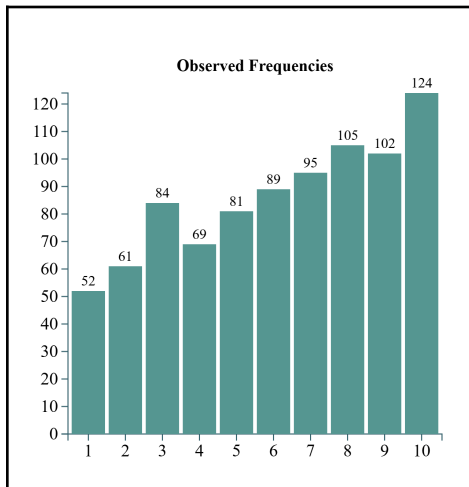


**hs\_civil\_liberties\_oppose**

**Dependent Variable:** Respondents who said 'Not Adequately Protecting Us' vs. those who said 'Civil Liberties Too Restricted' or 'Undecided'

**Internal Haystaq Model Name:** civil\_liberties\_oppose\_aw\_CT

FLAG: 10%



**Community College \***

**Source question:**

Should Community College be free of charge to enrolled students?

Yes, No, Unsure

**Included fields:**

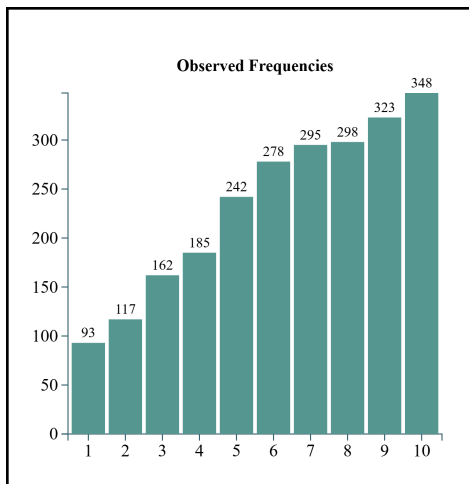
hs\_community\_college\_free\_oppose  
hs\_community\_college\_free\_support

**hs\_community\_college\_free\_support**

**Dependent Variable:** Respondents who said 'Yes' vs. those who said 'No' or 'Unsure'

**Internal Haystaq Model Name:** community\_college\_free\_support\_aw\_CT

FLAG: 30%

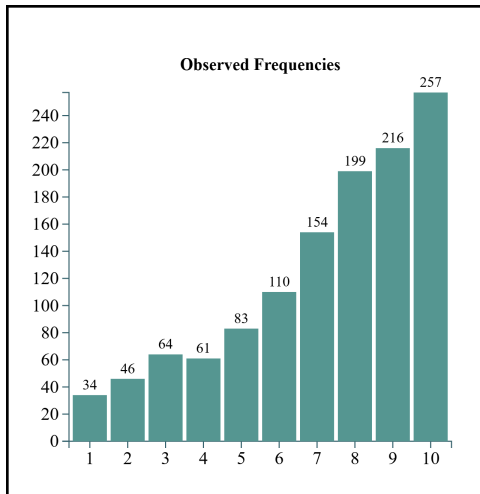


**hs\_community\_college\_free\_oppose**

**Dependent Variable:** Respondents who said 'No' vs. those who said 'Yes' or 'Unsure'

**Internal Haystaq Model Name:** community\_college\_free\_oppose\_aw\_CT

FLAG: 30%



## Community Integration (new April 2026)

Introduced April 2026

### Source question:

Do you feel connected and integrated into your local community?

Very integrated, Somewhat Integrated, Somewhat Not Integrated, Not Integrated

### Included fields:

hs\_community\_very\_integrated

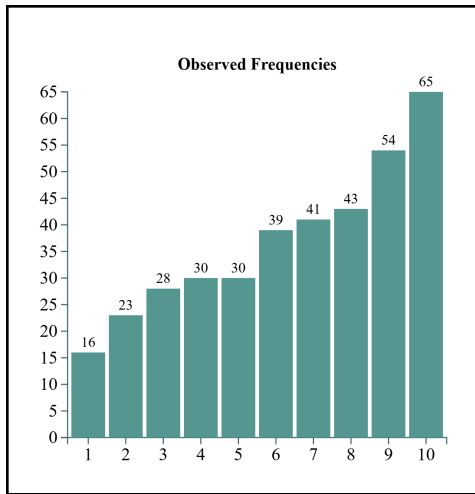
hs\_community\_not\_integrated

### hs\_community\_very\_integrated

**Dependent Variable:** Respondents who said 'Very Integrated' vs those who said 'Somewhat Not Integrated' or 'Not Integrated'

**Internal Haystaq Model Name:** community\_very\_integrated\_aw\_CT

FLAG: 20%

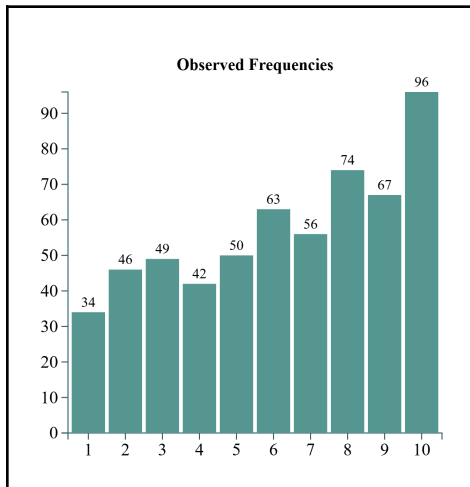


**hs\_community\_not\_integrated**

**Dependent Variable:** Respondents who said 'Somewhat Not Integrated' or 'Not Integrated' vs those who said 'Very Integrated' or 'Somewhat Integrated'

**Internal Haystaq Model Name:** community\_very\_not\_integrated\_aw\_CT

FLAG: 10%



**Conspiracy Believer (Updated April 2026)\***

Updated in April 2026

**Source question:**

In 2024, Hurricanes Milton and Helene made landfall in the United States and created devastation and flooding. Some politicians and political commentators believe these weather events were artificially created and controlled. Do you believe these weather events were artificially created and controlled?  
Definitely Yes, Likely, Unlikely, Definitely No

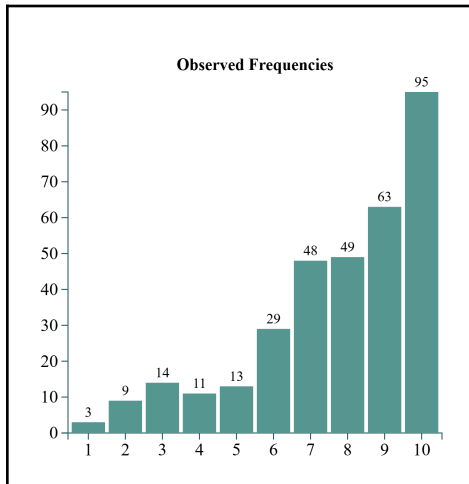
**Included fields:**

- hs\_conspiracy\_believer
- hs\_conspiracy\_nonbeliever

**hs\_conspiracy\_believer**

**Dependent Variable:** Respondents who said 'Definitely Yes', 'Likely', 'Unlikely' vs. those who said 'Definitely No'

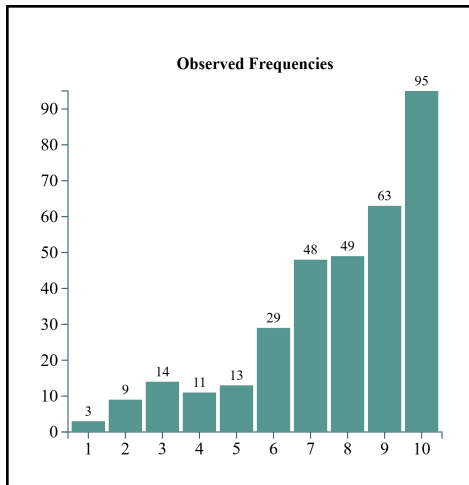
**Internal Haystaq Model Name:** q\_right\_wing\_conspiracy\_likely\_aw\_CT  
FLAG: 10%



**hs\_conspiracy\_nonbeliever**

**Dependent Variable:** The inverse of the Conspiracy Possible model. Respondents who said 'Definitely Yes' or 'Likely' vs. those who said 'Definitely No'

**Internal Haystaq Model Name:** 1 - q\_right\_wing\_conspiracy\_possible\_aw\_CT  
FLAG: 30%



## Consumer Values (Updated April 2026)\*

Updated in April 2026

### Source question:

If you were shopping for a big ticket item such as a washing machine or a car, which of these is your most important consideration:

Sales/Discounts, Brand Reputation for Quality or Environmental Impact?

### Included fields:

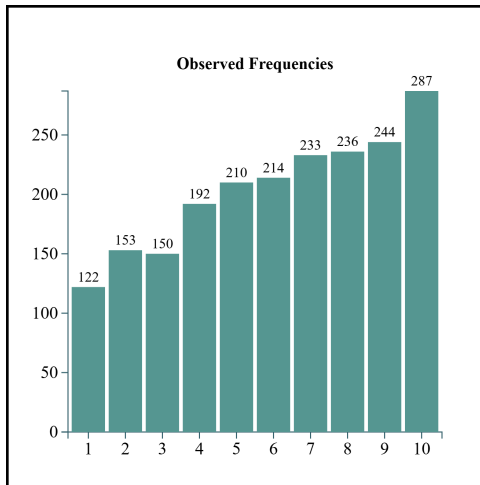
hs\_consumer\_value\_low\_cost  
 hs\_consumer\_value\_brand\_savings  
 hs\_consumer\_value\_environment

### hs\_consumer\_value\_low\_cost

**Dependent Variable:** Respondents who said 'Sales/Discounts' vs. those who said 'Brand Reputation' or 'Environmental Impact'

**Internal Haystaq Model Name:** consumer\_values\_low\_cost\_aw\_CT

FLAG: 15%

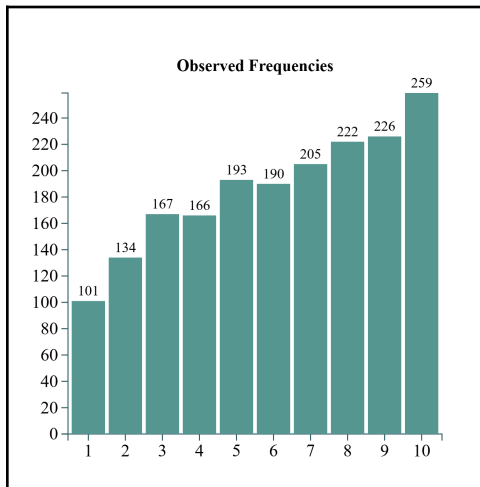


**hs\_consumer\_value\_brand\_savings**

**Dependent Variable:** Respondents who said 'Brand Reputation' vs. those who said 'Environmental Impact' or 'Sales/Discounts'

**Internal Haystaq Model Name:** consumer\_values\_savings\_aw\_GB

FLAG: 15%

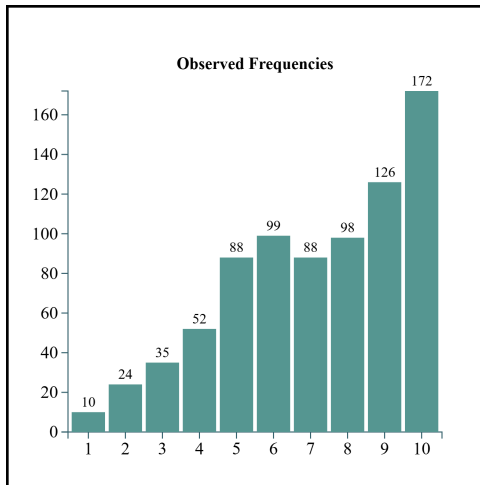


**hs\_consumer\_value\_environment**

**Dependent Variable:** Respondents who said 'Environmental Impact' vs. those who said 'Sales' or 'Reputation'

**Internal Haystaq Model Name:** consumer\_values\_environment\_aw\_CT

FLAG: 10%



## Critical Race Theory (Updated April 2026)\*

Updated in April 2026

### Source question:

Do you think it is ok to remove books from public school libraries based on content such as discussions of slavery or racial inequality, discussions of homosexual or transexual issues or criticisms of US history or historical figures?

Remove All/Any Books with this Content, Remove Some of this Content, Never Restrict Books based on this Content, Unsure

### Included fields:

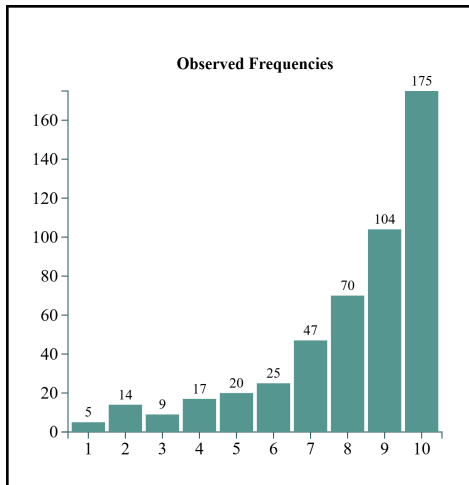
hs\_critical\_race\_theory\_books\_ban  
 hs\_critical\_race\_theory\_books\_do\_not\_ban

### hs\_critical\_race\_theory\_books\_ban

**Dependent Variable:** Respondents who said 'Remove All/Any' vs. those who said 'Never Restrict'

**Internal Haystack Model Name:** crt\_ban\_all\_problematic\_books\_2w\_CT

FLAG: 10%

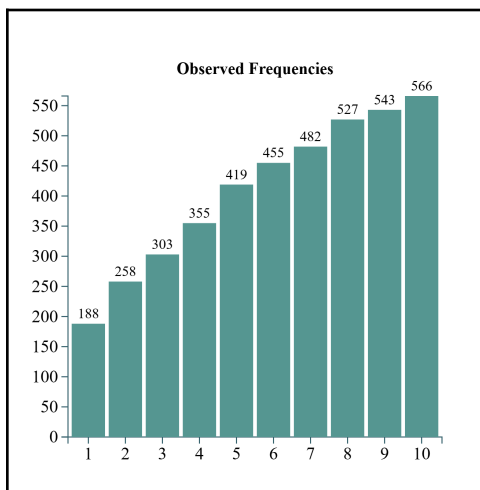


**hs\_critical\_race theory\_books\_do\_not\_ban**

**Dependent Variable:** Respondents who said 'Never Restrict' vs. those who said 'Remove All/Any', 'Remove Some', or 'Unsure'

**Internal Haystaq Model Name:** crt\_do\_not\_ban\_books\_aw\_GB

FLAG: 25%



**Crypto Buyers \***

**Source question:**

How likely are you to buy crypto currency in the next year?

Unsure or Unfamiliar with Crypto, Highly Likely, Somewhat Likely, Somewhat Unlikely, Highly Unlikely

**Included fields:**

hs\_crypto\_buyer\_yes

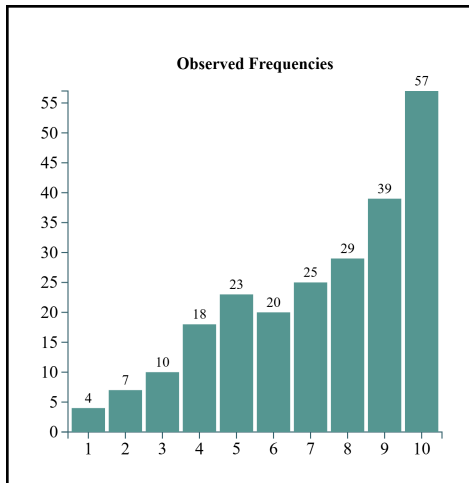
hs\_crypto\_buyer\_no

**hs\_crypto\_buyer\_yes**

**Dependent Variable:** Respondents who said 'Highly Likely', 'Somewhat Likely' vs. those who said 'Somewhat Unlikely', 'Highly Unlikely', 'Unsure'

**Internal Haystaq Model Name:** crypto\_buyers\_aw\_CT

FLAG: 10%

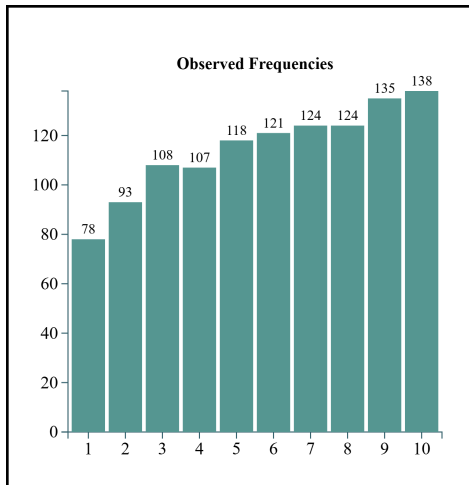


**hs\_crypto\_buyer\_no**

**Dependent Variable:** Respondents who said 'Somewhat Unlikely', 'Highly Unlikely', 'vs. those who said 'Highly Likely', 'Somewhat Likely', 'Unsure'

**Internal Haystaq Model Name:** crypto\_buyers\_no\_aw\_CT

FLAG: 40%



## Crypto Currency \*

### Source question:

How do you feel about the government's role in regulating crypto currencies like Bitcoin? Should the government have NO role in regulating crypto currency? Do you believe the current rules and regulations are generally sufficient? Do you believe the government should do more to protect the public? Or do you believe crypto currencies should be severely restricted or banned?

No Role, Current Rules OK, More to Protect the Public, Severe Restrictions, Unsure

### Included fields:

hs\_crypto\_increase\_restrictions

hs\_crypto\_reduce\_restrictions

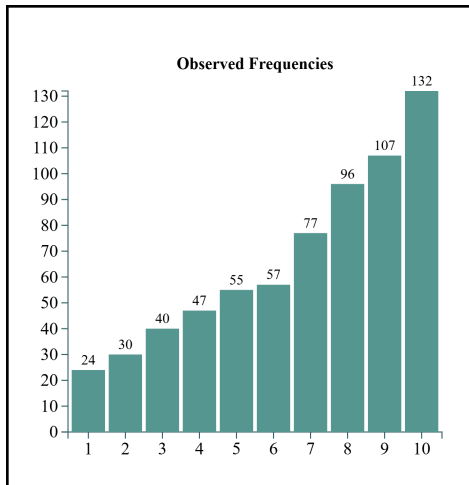
hs\_crypto\_reduce\_leave\_as\_is

### hs\_crypto\_reduce\_restrictions

**Dependent Variable:** Respondents who said 'No Role' vs. those who said 'Protect More', 'Severe Restrictions', 'Current Rules OK', or 'Unsure'

**Internal Haystaq Model Name:** crypto\_reduce\_restrictions\_aw\_CT

FLAG: 25%

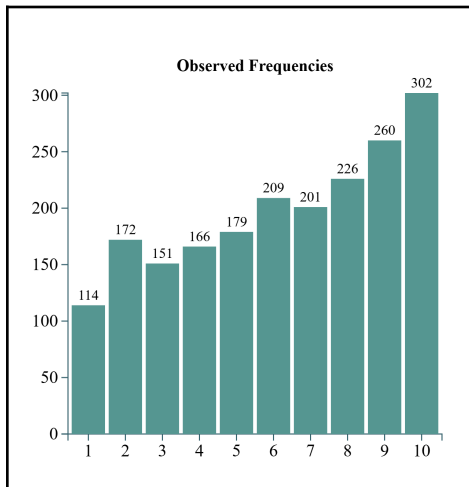


**hs\_crypto\_increase\_restrictions**

**Dependent Variable:** Respondents who said 'Protect More', 'Severe Restrictions' vs. those who said 'No Role', 'Unsure', 'Current Rules OK'

**Internal Haystaq Model Name:** crypto\_increase\_restrictions\_aw\_GB

FLAG: 20%

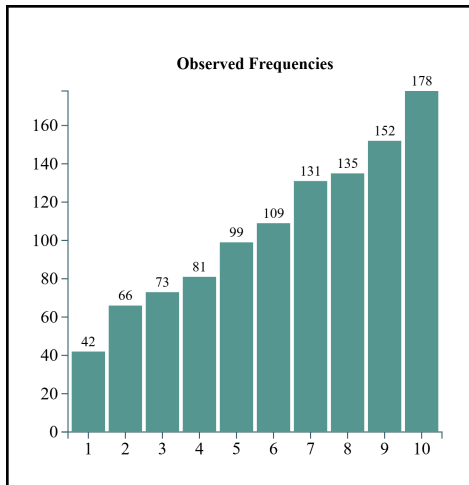


**hs\_crypto\_leave\_as\_is**

**Dependent Variable:** Respondents who said 'No Role', 'Current Rules OK' vs. those who said 'Protect More', 'Severe Restrictions' or 'Unsure'

**Internal Haystaq Model Name:** crypto\_leave\_as\_is\_aw\_CT

FLAG: 20%



## Dating Despondency (new April 2026)

Introduced April 2026

### Source question:

How optimistic do you feel about your future romantic life/sex life?

Unsure, Very Optimistic, Somewhat Optimistic, Somewhat Pessimistic, Very Pessimistic

### Included fields:

hs\_dating\_optimistic

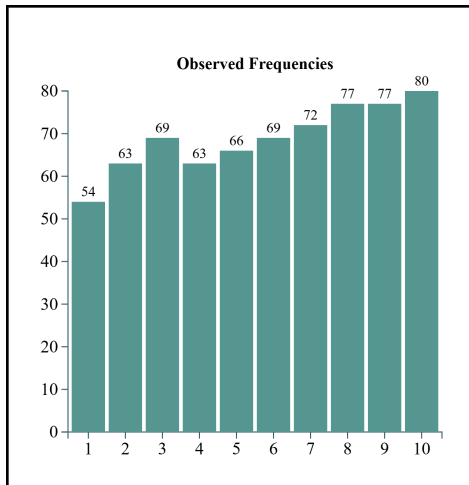
hs\_dating\_pessimistic

### hs hs\_dating\_optimistic

**Dependent Variable:** Respondents who said 'Very Optimistic' vs those who said 'Very Pessimistic' or 'Somewhat Pessimistic'

**Internal Haystaq Model Name:** dating\_feeling\_optimistic\_2w\_LGB

FLAG: 15%



### **hs\_dating\_pessimistic**

**Dependent Variable:** This DV is the inverse of the Dating Optimistic model above  
**Internal Haystaq Model Name:** inverse of dating\_feeling\_optimistic\_2w  
 FLAG: 10%

## Death Penalty \*

### **Source question:**

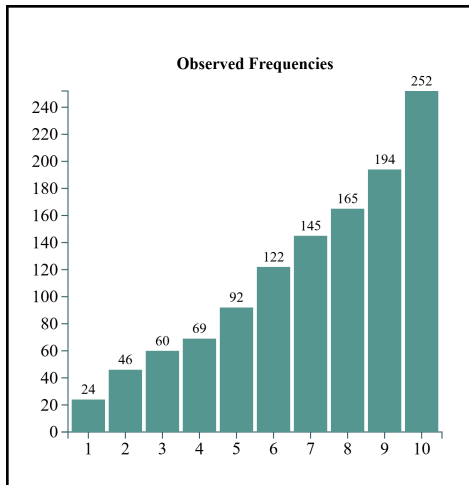
Do you favor or oppose the death penalty?  
 Strongly Favor, Somewhat Favor, Somewhat Oppose, Strongly Oppose, Unsure

### **Included fields:**

hs\_death\_penalty\_oppose,  
 hs\_death\_penalty\_support,

### **hs\_death\_penalty\_support**

**Dependent Variable:** Respondents who said 'Strongly Favor' vs. those who said 'Strongly Oppose', 'Somewhat Oppose', or 'Unsure'  
**Internal Haystaq Model Name:** death\_penalty\_str\_support\_aw\_CT  
 FLAG: 20%

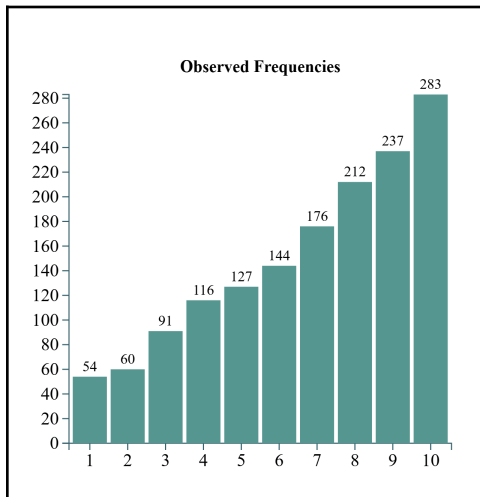


**hs\_death\_penalty\_oppose**

**Dependent Variable:** Respondents who said 'Strongly Oppose', 'Somewhat Oppose' vs. those who said 'Strongly Favor', 'Somewhat Favor', or 'Unsure'

**Internal Haystaq Model Name:** death\_penalty\_oppose\_aw\_CT

FLAG: 20%



**Defense Spending \***

**Source question:**

What do you think of the US Defense Department's budget? Should the DoD budget be: greatly reduced, slightly reduced, left where it is, slightly increased, or greatly increased?

No Opinion, Greatly Reduced, Slightly Reduced, Left Where it Is, Slightly Increased, Greatly Increased

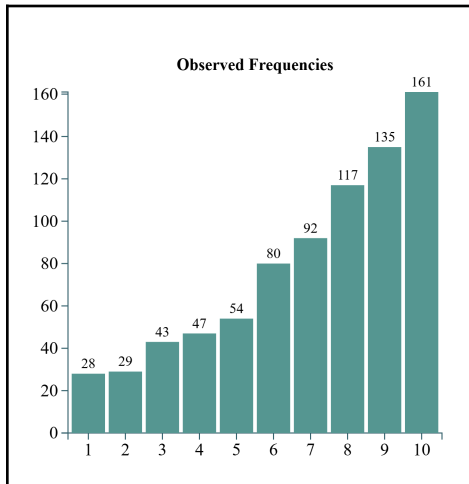
**Included fields:**

- hs\_defense\_spending\_reduce
- hs\_defense\_spending\_increase

**hs\_defense\_spending\_reduce**

**Dependent Variable:** Respondents who said 'Greatly Reduced' vs. those who said 'Greatly Increased', 'Slightly Increased'

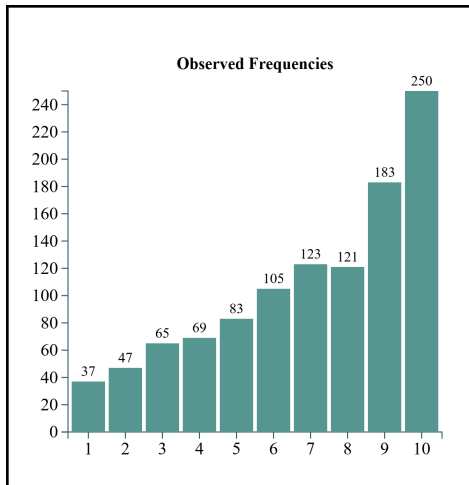
**Internal Haystaq Model Name:** defense\_spending\_greatly\_reduce\_2w2\_CT  
FLAG: 25%



**hs\_defense\_spending\_increase**

**Dependent Variable:** Respondents who said 'Greatly Increased', 'Slightly Increased' vs. those who said 'Greatly Reduced', 'Slightly Reduced', 'No Opinion', 'OK'

**Internal Haystaq Model Name:** defense\_spending\_increase\_aw\_CT  
FLAG: 20%



## DEI \*

### Source question:

Many companies, universities and organizations run DEI or Diversity, Equity and Inclusion initiatives. Do you consider DEI programs to be a positive thing or a negative thing?

Unsure or Unfamiliar, Very Positive, Somewhat Positive, Somewhat Negative, Very Negative

### Included fields:

hs\_dei\_oppose

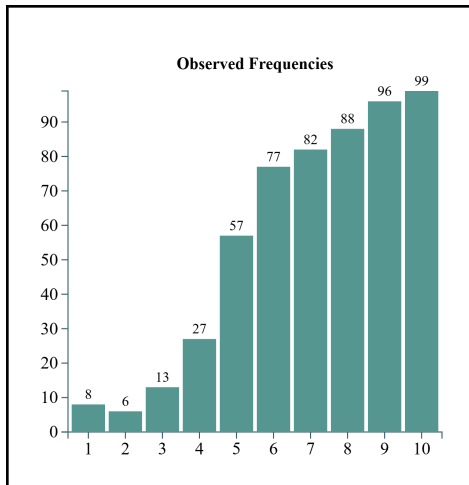
hs\_dei\_support

### hs\_dei\_support

**Dependent Variable:** Respondents who said 'Very Positive' vs. those who said 'Somewhat Negative' or 'Very Negative' or 'Unsure or Unfamiliar'

**Internal Haystaq Model Name:** dei\_positive\_str\_aw\_CT

FLAG: 20%

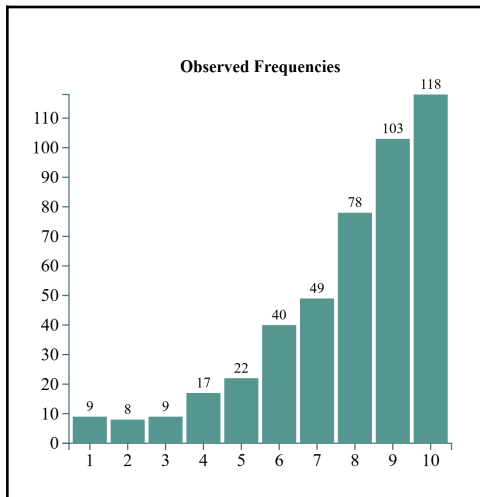


**hs\_dei\_oppose**

**Dependent Variable:** Respondents who said 'Somewhat Negative', 'Very Negative' vs. those who said 'Somewhat Positive', 'Very Positive', 'Unsure or Unfamiliar'

**Internal Haystaq Model Name:** dei\_negative\_aw\_CT

FLAG: 20%



**Democrat - Type of (Updated April 2026) \***

Updated in April 2026

**Source question:**

Would you say you more closely align with progressive Democrats like Bernie Sanders, Elizabeth Warren and AOC or more moderate Democrats like Kamala Harris, Nancy Pelosi, and Chuck Schumer?

Progressives, Moderates, Unsure

**Included fields:**

hs\_democratic\_partisanship\_progressive\_vs\_moderate\_moderate

hs\_democratic\_partisanship\_progressive\_vs\_moderate\_progressive

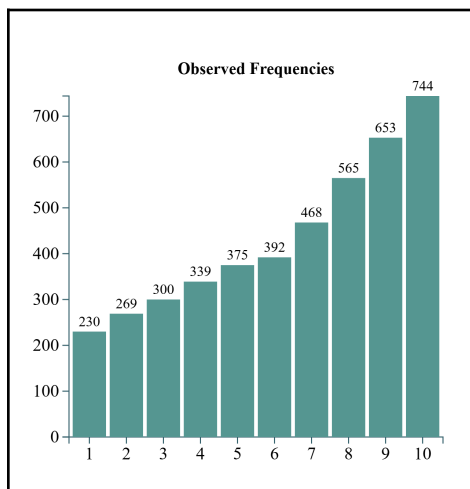
**hs\_democratic\_partisanship\_progressive\_vs\_moderate\_progressive**

**\*note: this score was limited to likely Democrats**

**Dependent Variable:** Respondents who said 'Progressives' vs. those who said 'Moderates' or 'Unsure' – Limited to Likely Dems

**Internal Haystaq Model Name:** dem\_type\_progressive\_aw\_GB

FLAG: 20%



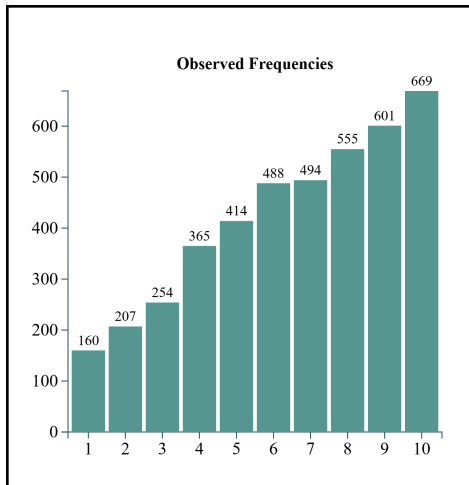
**hs\_democratic\_partisanship\_progressive\_vs\_moderate\_moderate**

**\*Note: This score was limited to likely Democrats**

**Dependent Variable:** Respondents who said 'Moderates' vs. those who said 'Progressives' or 'Unsure' – Limited to Likely Dems

**Internal Haystaq Model Name:** dem\_type\_moderate\_aw\_CT

FLAG: 20%



## Deployment of Troops (new April 2026)

Introduced April 2026

**Source question:** Should a president be able to deploy troops to a U.S. city or state, even over the objections of its mayor or governor?

Unsure, Definitely, Probably, Probably Not, Definitely Not

### Included fields:

hs\_domestic\_deployment\_of\_troops\_support

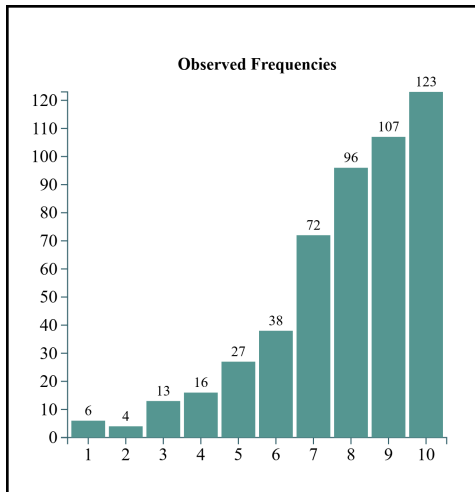
hs\_domestic\_deployment\_of\_troops\_oppose

### hs\_domestic\_deployment\_of\_troops\_support

**Dependent Variable:** Respondents who said 'Definitely' vs those who said 'Definitely Not'

**Internal Haystaq Model Name:** hostile\_domestic\_troop\_deploy\_str\_support\_2w\_CT

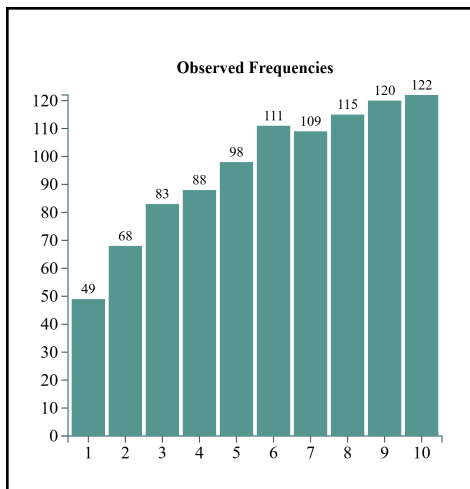
FLAG: 15%



**hs\_domestic\_deployment\_of\_troops\_oppose**

**Dependent Variable:** Respondents who said 'Definitely Not' vs those who said 'Unsure', 'Probably' or 'Definitely'

**Internal Haystack Model Name:** hostile\_domestic\_troop\_deploy\_str\_oppose\_aw\_GB  
 FLAG: 20%



**Despondency (Updated April 2026) \***

Updated in April 2026

**Source question:**

How close are you to where you thought you would be at this stage of your life?

Far Ahead, A Little Ahead, On Pace, A Little Behind, Far Behind

**Included fields:**

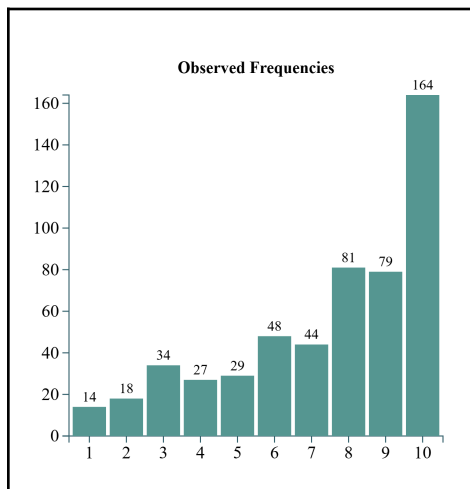
hs\_economic\_despondency\_ahead  
hs\_economic\_despondency\_far\_behind

**hs\_economic\_despondency\_ahead**

**Dependent Variable:** Respondents who answered 'Far Ahead' vs those who answered 'A Little Behind', 'Far Behind'

**Internal Haystaq Model Name:** despondency\_far\_ahead\_2w2\_GB

FLAG: 10%

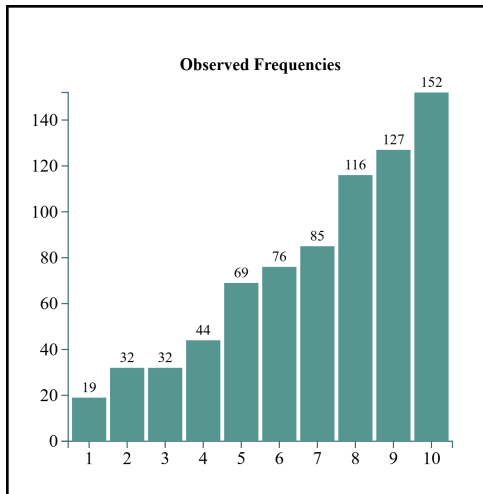


**hs\_economic\_despondency\_far\_behind**

**Dependent Variable:** Respondents who answered 'Far Behind' vs those who answered 'Far Ahead', 'A Little Ahead', 'On Pace'

**Internal Haystaq Model Name:** despondency\_far\_behind\_aw\_CT

FLAG: 20%



## DOGE \*

### Source question:

President Trump created DOGE headed by Elon Musk and tasked it with cutting \$1 Trillion from the federal budget. Do you support or oppose the creation of the department and the actions it has taken?

Unsure, Strongly Support, Somewhat Support, Somewhat Oppose, Strongly Oppose

### Included fields:

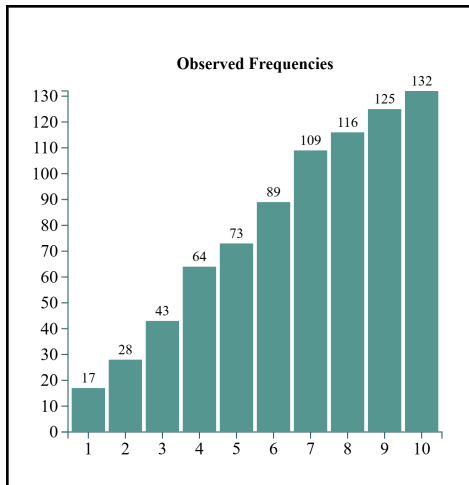
hs\_doge\_oppose  
 hs\_doge\_support

### hs\_doge\_oppose

**Dependent Variable:** Respondents who said 'Strongly Oppose' vs. those who said 'Unsure', 'Somewhat Support', 'Strongly Support'

**Internal Haystaq Model Name:** doge\_str\_oppose\_aw\_XG

FLAG: 30%

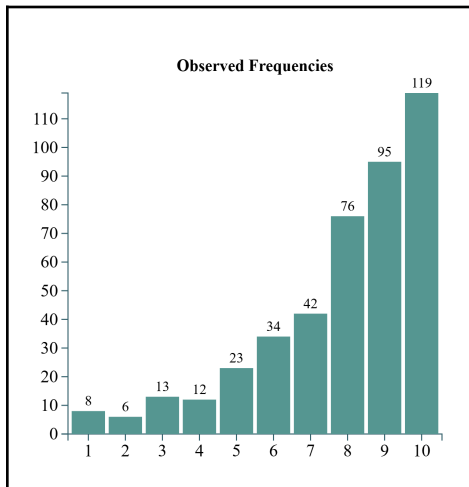


## hs\_doge\_support

**Dependent Variable:** Respondents who said 'Strongly Support' vs. those who said 'Strongly Oppose', 'Somewhat Oppose', 'Unsure', 'Somewhat Support'

**Internal Haystack Model Name:** doge\_str\_support\_aw3\_CT

FLAG: 20%



## Early Voting \*

**Source:**

Vote history method of voting available on the voter file.

**Included fields:**

hs\_likely\_early\_voter

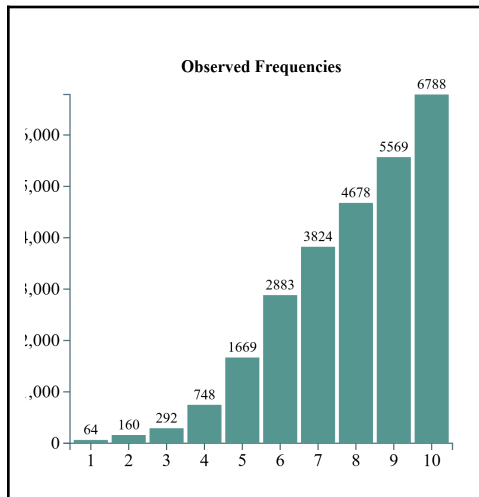
**hs\_likely\_early\_voter**

**Dependent Variable:** Registered voters who voted early in the 2020 presidential election vs. those who were eligible to vote in the 2020 presidential election but did not vote, in states where there was early voting.

**Internal Haystack Model Name:** voted\_early\_v\_all\_eligible\_voters\_score

FLAG: 20%

FLAG: bottom 50%



**Economic Anxiety (Updated April 2026) \***

Updated in April 2026

**Source question:**

How worried are you about things like your job security, having enough money for your retirement, or your children's economic prospects?

Very Worried, Somewhat Worried, Not Worried, Unsure

**Included fields:**

hs\_econ\_anxiety\_not\_worried

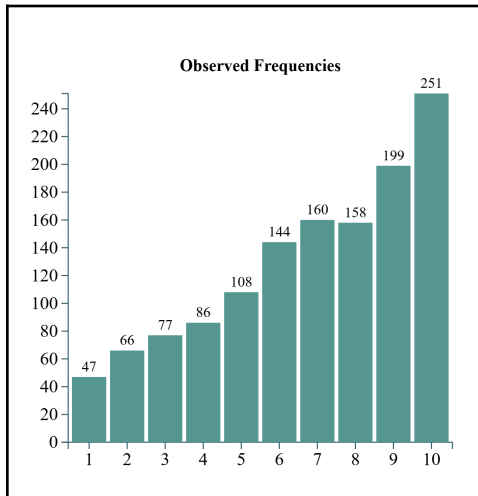
hs\_econ\_anxiety\_very\_worried

## hs\_econ\_anxiety\_not\_worried

**Dependent Variable:** Respondents who said 'Not Worried' vs. those who said 'Very Worried', 'Somewhat Worried', 'Unsure'

**Internal Haystaq Model Name:** economic\_anxiety\_none\_aw\_CT

FLAG: 10%

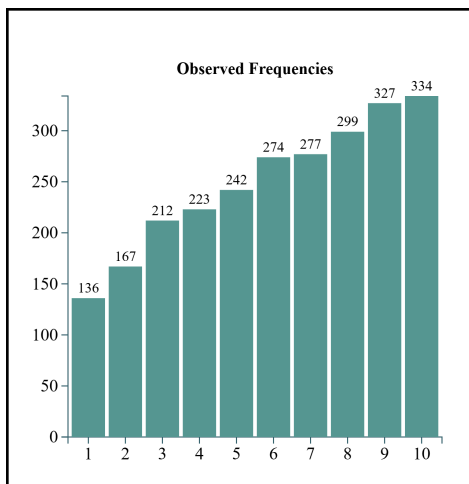


## hs\_econ\_anxiety\_very\_worried

**Dependent Variable:** Respondents who said 'Very Worried' vs. those who said 'Not Worried'

**Internal Haystaq Model Name:** economic\_anxiety\_str\_2w\_CT

FLAG: 20%



# Electric Vehicle Ownership \*

## Source question:

How likely are you to own or buy a fully electric vehicle in the next three years?  
Unlikely, Somewhat likely, Extremely likely, I Already Own an Electric Vehicle

## Included fields:

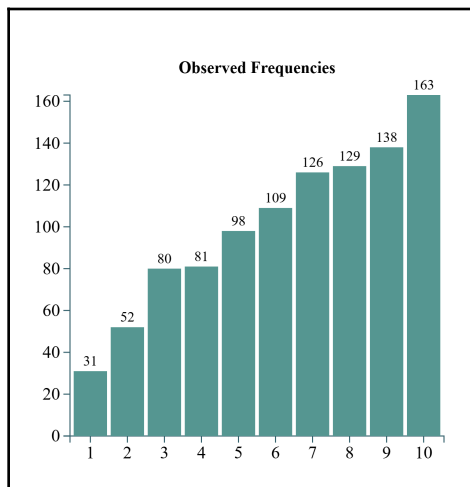
hs\_electric\_vehicle\_likely\_buyer  
hs\_electric\_vehicle\_not\_likely

## hs\_electric\_vehicle\_likely\_buyer

**Dependent Variable:** Respondents who answered 'Already Own', 'Extremely Likely', 'Somewhat Likely' vs those who answered 'Unlikely'

**Internal Haystaq Model Name:** electric\_vehicle\_likely\_buyer\_aw3\_CT

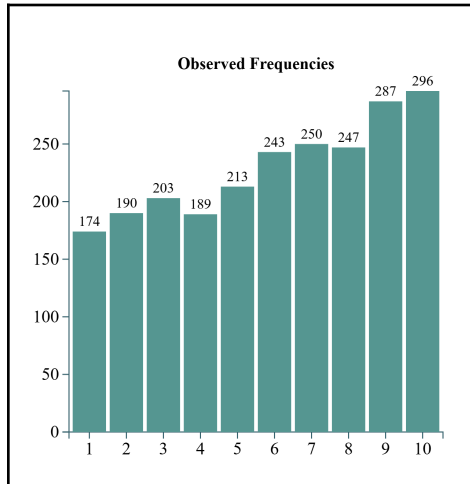
FLAG: 10%



## hs\_electric\_vehicle\_not\_likely

**Dependent Variable:** Respondents who answered 'Unlikely' vs those who answered 'Already Own', 'Extremely Likely', 'Somewhat Likely'

**Internal Haystaq Model Name:** electric\_vehicle\_buyer\_no\_aw\_GB  
**FLAG:** 20%



## Environment- Climate Change (Updated April 2026)\*

Updated in April 2026

### **Source question:**

From what you've read and heard, is there solid evidence that the average temperature on earth has been getting warmer over the past few decades as a result of human activity?

Yes, No, Unsure

### **Included fields:**

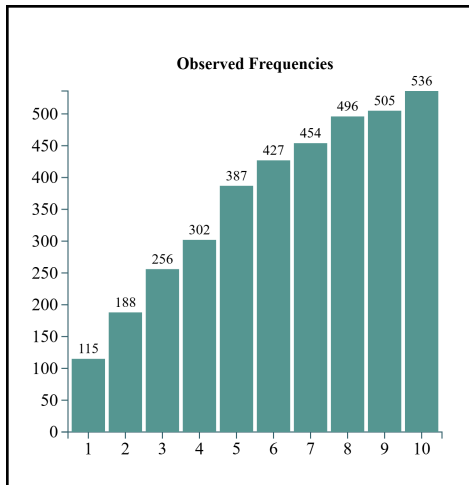
hs\_climate\_change\_believer  
hs\_climate\_change\_nonbeliever

### **hs\_climate\_change\_believer**

**Dependent Variable:** Respondents who said 'Yes' vs. those who said 'No' or 'Unsure'

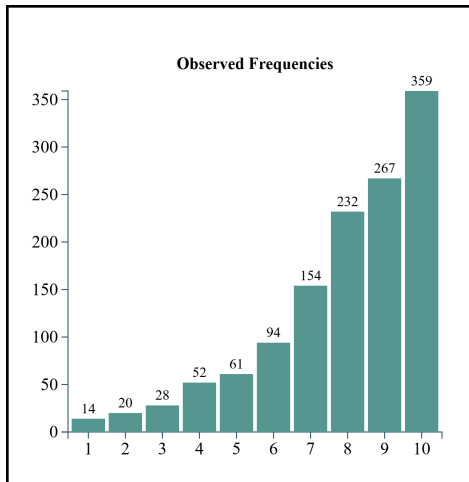
**Internal Haystaq Model Name:** climate\_change\_evidence\_aw\_GB

**FLAG:** 30%



**hs\_climate\_change\_nonbeliever**

**Dependent Variable:** Respondents who said 'No' vs. those who said 'Yes' or 'Unsure'  
**Internal Haystaq Model Name:** climate\_change\_no\_evidence\_aw\_CT  
**FLAG:** 10%



**Epstein (new April 2026)**

Introduced April 2026

**Source question:**

What do you think of the Jeffery Epstein files?

Unsure or Unfamiliar, Extremely Important, Somewhat Important, Distraction, Hoax

**Included fields:**

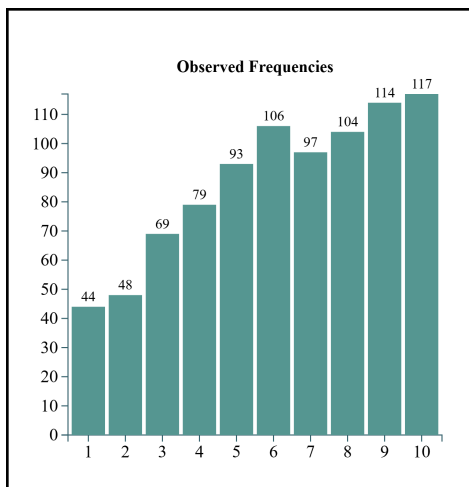
- hs\_epstein\_files\_important
- hs\_epstein\_files\_unimportant\_or\_hoax

**hs\_epstein\_files\_important**

**Dependent Variable:** Respondents who said 'Extremely Important' vs those who said 'Distraction' or 'Hoax'

**Internal Haystaq Model Name:** epstein\_files\_very\_important\_aw3\_LGB

FLAG: 25%

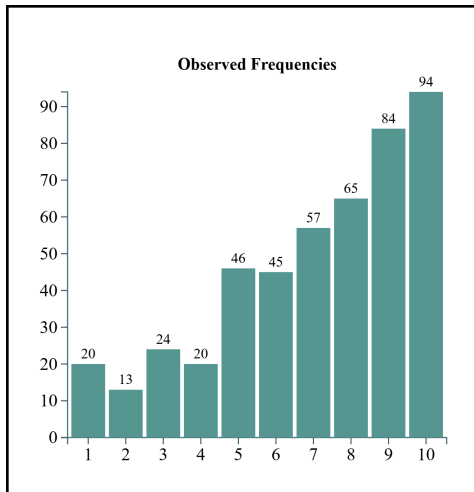


**hs\_epstein\_files\_unimportant\_or\_hoax**

**Dependent Variable:** Respondents who said 'Hoax' or 'Distraction' vs those who said 'Extremely Important' or 'Somewhat Important'

**Internal Haystaq Model Name:** epstein\_files\_distraction\_or\_hoax\_aw2\_CT

FLAG: 15%



## Family Medical Leave \*

### Source question:

Do you support or oppose paid family and medical leave for all US workers?

Strongly Support, Somewhat Support, Somewhat Oppose, Strongly Oppose, Unsure

### Included fields:

hs\_family\_medical\_leave\_oppose

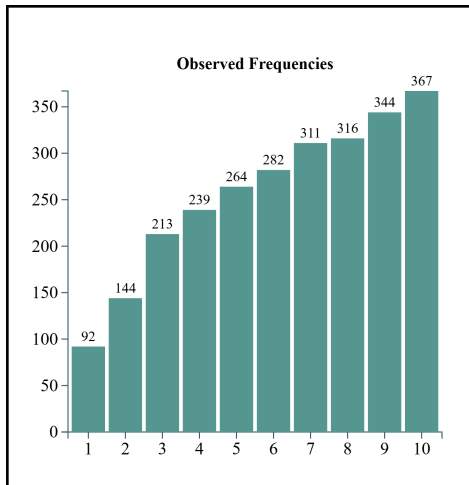
hs\_family\_medical\_leave\_support

### hs\_family\_medical\_leave\_support

**Dependent Variable:** Respondents who said 'Strongly Support' vs. those who said 'Strongly Opposed', 'Somewhat Opposed', 'Unsure', 'Somewhat Support'

**Internal Haystack Model Name:** family\_medical\_leave\_str\_support\_aw2\_CT

FLAG: 20%

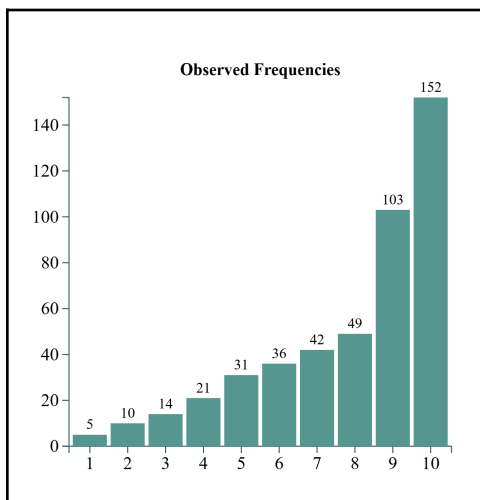


**hs\_family\_medical\_leave\_oppose**

**Dependent Variable:** Respondents who said 'Strongly Opposed', 'Somewhat Opposed' vs. those who said 'Strongly Support', 'Somewhat Support', 'Unsure'

**Internal Haystaq Model Name:** family\_medical\_leave\_oppose\_aw\_CT

FLAG: 20%



**Federal Lands - Plan to Sell \***

**Source question:**

President Trump plans to sell federal lands to create a sovereign wealth fund, a federally-owned investment fund. Do you support or oppose this plan?  
Unsure, Strongly Support, Somewhat Support, Somewhat Oppose, Strongly Oppose

**Included fields:**

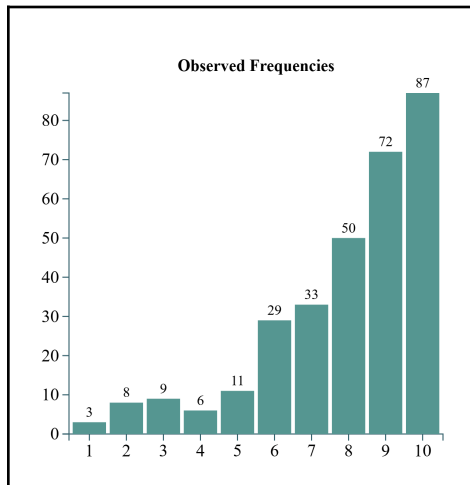
hs\_sell\_federal\_lands\_oppose  
hs\_sell\_federal\_lands\_support

**hs\_sell\_federal\_lands\_support**

**Dependent Variable:** Respondents who answered 'Strongly Support' or 'Somewhat Support' vs those who answered 'Somewhat Disapprove' or 'Strongly Disapprove'

**Internal Haystaq Model Name:** sell\_federal\_lands\_support\_2w\_CT

FLAG: 20%

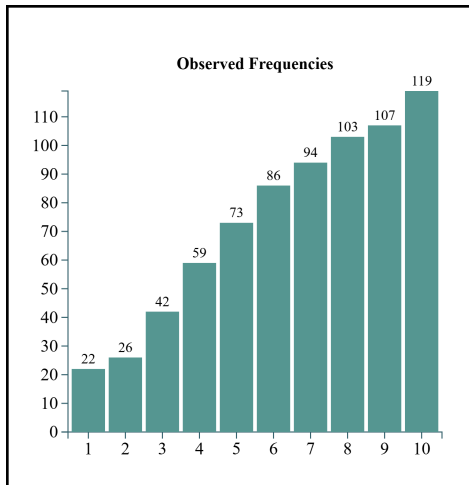


**hs\_sell\_federal\_lands\_oppose**

**Dependent Variable:** Respondents who answered 'Strongly Oppose' vs those who answered 'Strongly Support', 'Somewhat Support', 'Unsure'

**Internal Haystaq Model Name:** sell\_federal\_lands\_strongly\_oppose\_aw\_GB

FLAG: 30%



## Felons Voting \*

### Source question:

Right now, some people who have been convicted of a felony and have served their sentence are not allowed to vote. Do you think that a felon who has paid their debt to society should be allowed the opportunity to vote, or do you think felons forfeited their right to vote?

Should be Allowed to Vote, Should Not Allowed to Vote, Unsure

### Included fields:

hs\_felon\_voting\_support

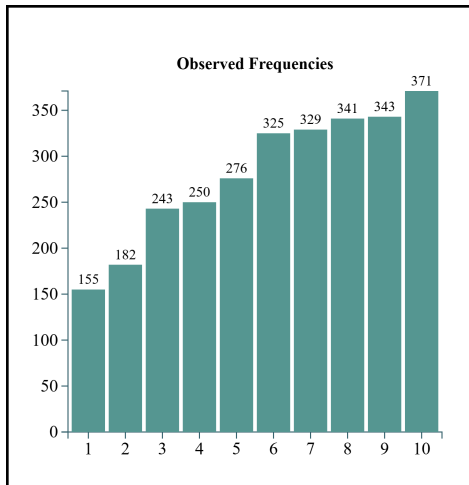
hs\_felon\_voting\_oppose

### hs\_felon\_voting\_support

**Dependent Variable:** Respondents who said 'Allowed' vs. those who said 'Not Allowed', 'Unsure'

**Internal Haystaq Model Name:** felons\_voting\_support\_aw\_CT

FLAG: 20%

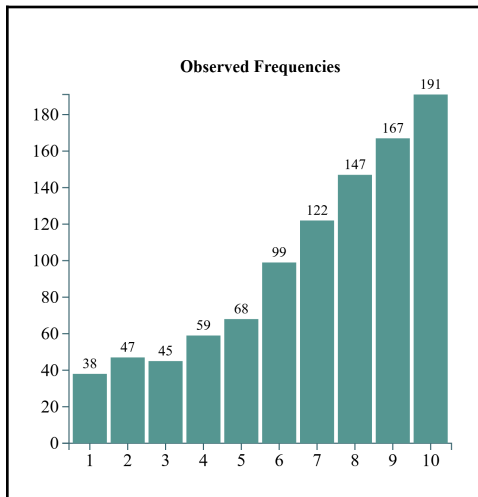


**hs\_felon\_voting\_oppose**

**Dependent Variable:** Respondents who said 'Not Allowed' vs. those who said 'Allowed', 'Unsure'

**Internal Haystaq Model Name:** felons\_voting\_oppose\_aw\_CT

FLAG: 20%



**FEMA State Level \***

**Source question:**

Do you support the idea of getting rid of FEMA or the Federal Emergency Management

Agency and replacing it with state level Emergency Management?  
Unsure, Strongly Support, Somewhat Support, Somewhat Oppose, Strongly Oppose

**Included fields:**

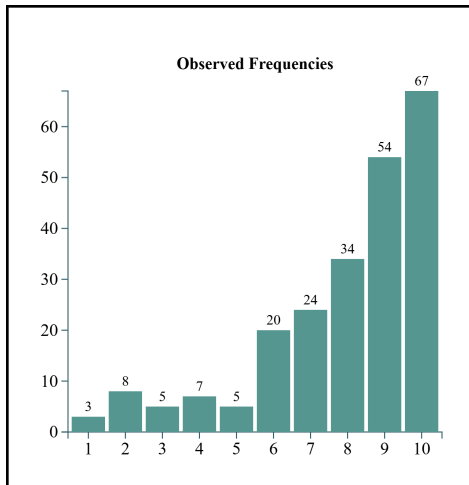
hs\_state\_level\_fema\_oppose  
hs\_state\_level\_fema\_support

**hs\_state\_level\_fema\_support**

**Dependent Variable:** Respondents who said 'Strongly Support' vs. those who said 'Strongly Oppose', 'Somewhat Oppose'

**Internal Haystaq Model Name:** fema\_state\_level\_str\_support\_aw2\_GB

FLAG: 20%

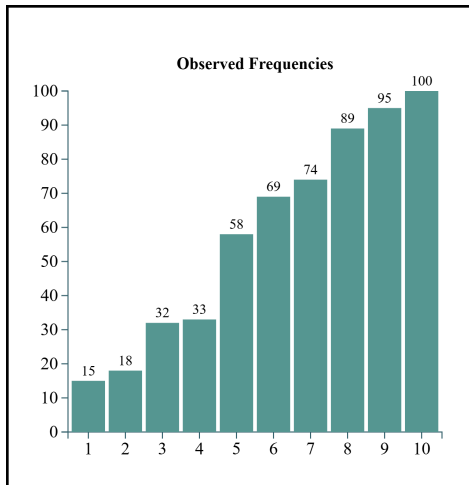


**hs\_state\_level\_fema\_oppose**

**Dependent Variable:** Respondents who said 'Strongly Oppose' vs. those who said 'Strongly Support', 'Somewhat Support', 'Unsure'

**Internal Haystaq Model Name:** fema\_state\_level\_str\_oppose\_aw\_CT

FLAG: 30%



## Female Candidates \*

### Source question:

Thinking of candidates for political office, with all other factors being equal, do you prefer to support a woman over an equally-qualified man?

Favor Women, Do Not Favor Women, Don't Consider Gender

### Included fields:

hs\_candidate\_female\_prefer

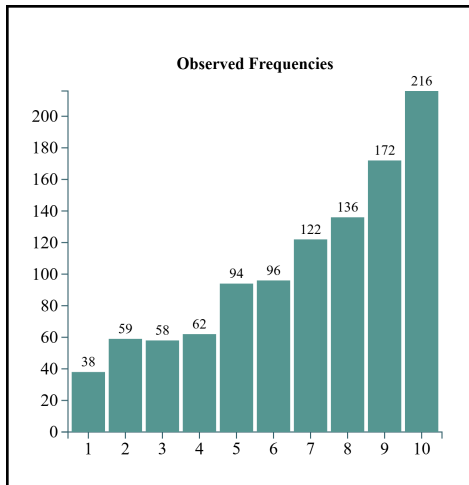
hs\_candidate\_female\_do\_not\_prefer

### hs\_candidate\_female\_prefer

**Dependent Variable:** Respondents who said 'Favor' vs. those who said 'Do Not Favor', 'Do Not Consider'

**Internal Haystaq Model Name:** female\_candidates\_prefer\_aw\_CT

FLAG: 10%

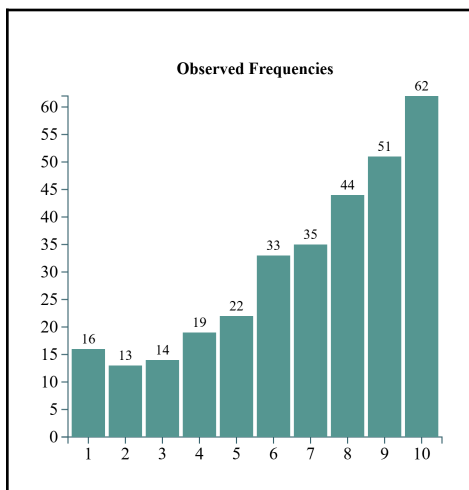


**hs\_candidate\_female\_do\_not\_prefer**

**Dependent Variable:** Respondents who said 'Not Favor' vs. those who said 'Favor', 'Do Not Consider'

**Internal Haystaq Model Name:** female\_candidates\_not\_prefer\_aw\_CT

FLAG: 20%



**Gamer (new April 2026)**

Introduced April 2026

**Source question:**

Do you consider yourself a 'gamer'?

I rarely or never play video games, I occasionally play video games, I frequently play, but not a 'gamer', I am a gamer

**Included fields:**

hs\_gamer\_yes

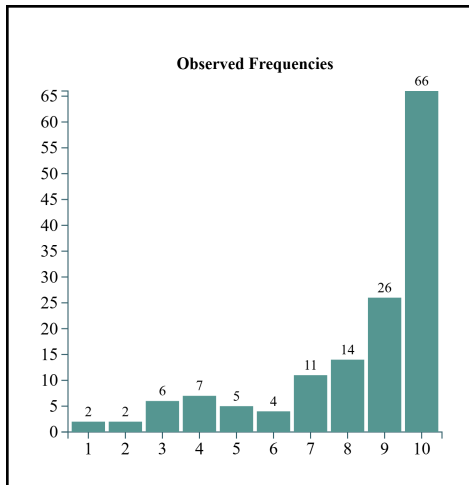
hs\_gamer\_no

**hs\_gamer\_yes**

**Dependent Variable:** Respondents who said 'I am a gamer' vs those who said 'I rarely or never play video games'

**Internal Haystaq Model Name:** gamer\_yes\_2w\_CT

FLAG: 10%

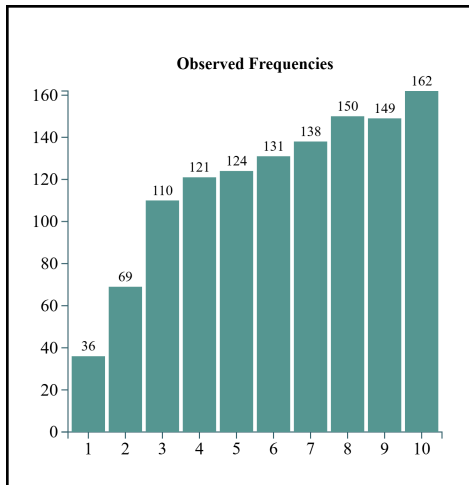


**hs\_gamer\_no**

**Dependent Variable:** Respondents who said 'I rarely or never play video games' vs those who said 'I am a gamer', 'Frequently' or 'Occasionally'

**Internal Haystaq Model Name:** gamer\_no\_aw\_CT

FLAG: 35%



## Gas Tax (Updated April 2026) \*

Updated in April 2026

### Source question:

In general, would you support or oppose increased taxes on gas to fund road repairs?  
 Strongly Support Increased Gas Tax, Somewhat Support Increased Gas Tax,  
 Neutral/Unsure, Somewhat Oppose Increased Gas Tax, Strongly Oppose Increased  
 Gas Tax

### Included fields:

hs\_gas\_tax\_support

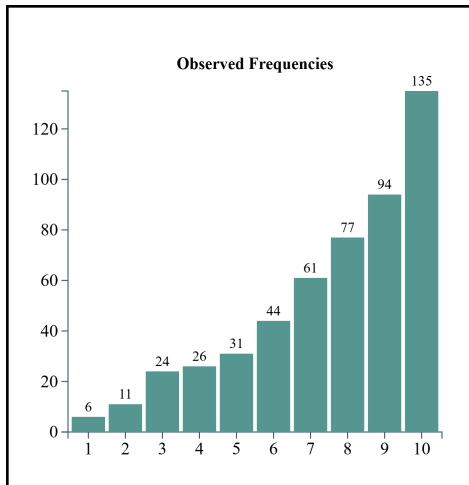
hs\_gas\_tax\_oppose

### hs\_gas\_tax\_support

**Dependent Variable:** Respondents who said 'Strongly Support' vs. those who said  
 'Strongly Oppose'

**Internal Haystaq Model Name:** gas\_tax\_support\_str\_2w\_GB

FLAG: 15%

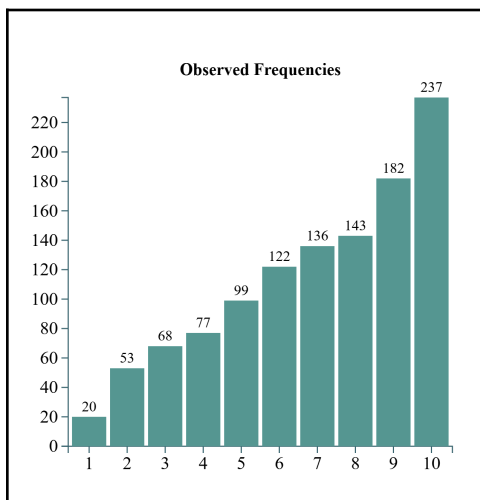


**hs\_gas\_tax\_oppose**

**Dependent Variable:** Respondents who said 'Strongly Opposed' vs. those who said 'Strongly Support', 'Somewhat Support', 'Neutral/Unsure'

**Internal Haystaq Model Name:** gas\_tax\_oppose\_aw\_GB

FLAG: 20%



**Gender Roles (new April 2026) \***

Introduced April 2026

**Source question:**

Do you agree with the statement that society would benefit from a return to traditional gender roles?

Unsure, Strongly Agree, Somewhat Agree, Somewhat Disagree, Strongly Disagree

**Included fields:**

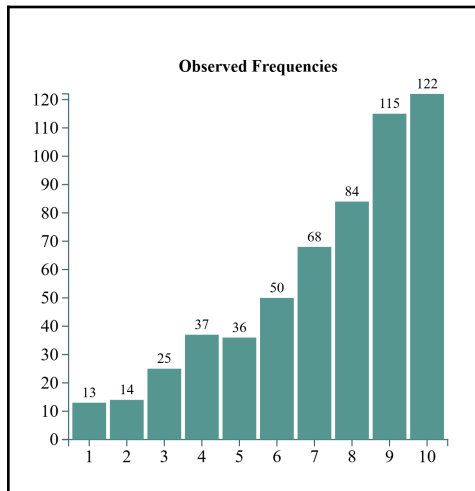
- hs\_traditional\_gender\_roles\_positive
- hs\_traditional\_gender\_roles\_negative

**hs\_traditional\_gender\_roles\_positive**

**Dependent Variable:** Respondents who said 'Strongly Agree' vs those who said 'Unsure', 'Strongly Disagree' or 'Somewhat Disagree'

**Internal Haystaq Model Name:** gender\_roles\_positive\_agree\_str\_aw\_CT

FLAG: 20%

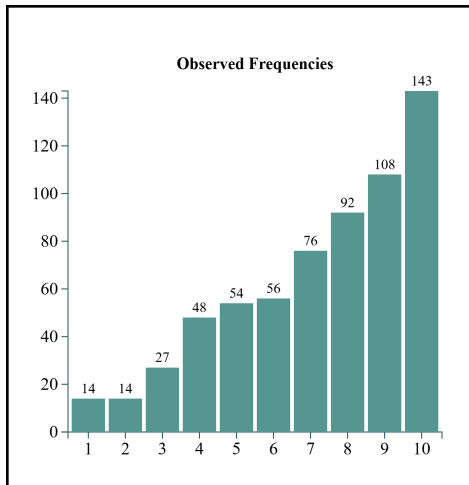


**hs\_traditional\_gender\_roles\_negative**

**Dependent Variable:** Respondents who said 'Strongly Disagree' vs those who said 'Unsure', 'Strongly Agree' or 'Somewhat Agree'

**Internal Haystaq Model Name:** gender\_roles\_positive\_disagree\_str\_aw\_CT

FLAG: 20%



## General Vaccines \*

### Source question:

Separate from Covid-19, how do you feel about mandating childhood vaccinations such as Measles, Mumps and Rubella for all children who have fully functional immune systems? Do you believe: 1. childhood vaccinations should be required, 2. vaccinations should be heavily encouraged, but not required, 3. families should make their own choices, or 4. vaccinations should be discouraged?

Required, Encouraged, Family Choice, Discouraged, Unsure

### Included fields:

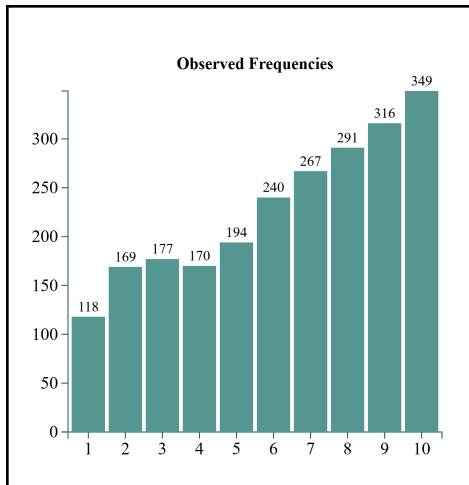
hs\_general\_anti\_vax\_pro\_vax

### hs\_general\_anti\_vax\_pro\_vax

**Dependent Variable:** Respondents who answered 'Required' vs those who answered 'Family Choice', 'Discouraged', 'Unsure', 'Encouraged'

**Internal Haystaq Model Name:** general\_anti\_vax\_str\_pro\_vax\_aw2\_CT

FLAG: 30%



## Gentrification \*

### Source question:

What is your opinion on gentrification, the process where cities and neighborhoods change as wealthier people move into poorer neighborhoods?

Mostly Positive, Mostly Harmful, Unsure

### Included fields:

hs\_gentrification\_oppose

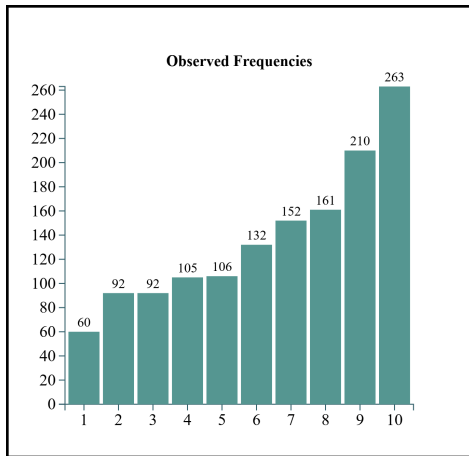
hs\_gentrification\_support

### hs\_gentrification\_oppose

**Dependent Variable:** Respondents who said 'Mostly Harmful' vs. those who said 'Mostly Positive' or 'Unsure'

**Internal Haystack Model Name:** gentrification\_mostly\_harmful\_aw\_GB

FLAG: 20%

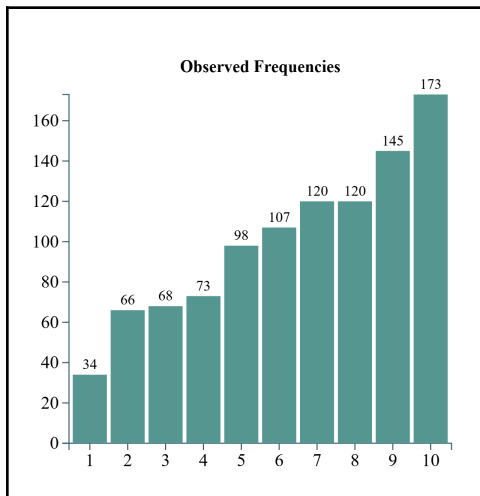


**hs\_gentrification\_support**

**Dependent Variable:** Respondents who said 'Mostly Positive' vs. those who said 'Mostly Harmful'

**Internal Haystaq Model Name:** gentrification\_mostly\_positive\_2w\_CT

FLAG: 15%



Gig Opinion \*

Source question:

Should 'gig economy' companies like Uber, Lyft and Instacart be allowed to continue to treat their workers as independent contractors or should they be required to treat them as employees with access to benefits.

Independent Contractors, Employees with Benefits, Unsure

**Included fields:**

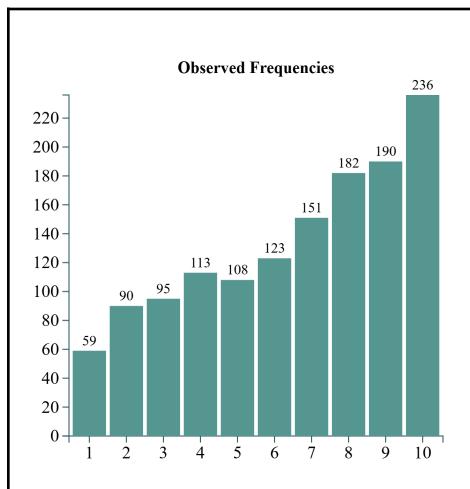
- hs\_gig\_work\_keep\_contractor
- hs\_gig\_work\_make\_employees

**hs\_gig\_work\_keep\_contractor**

**Dependent Variable:** Respondents who said 'Independent Contractors' vs. those who said 'Employees', 'Unsure'

**Internal Haystaq Model Name:** gig\_opinion\_indep\_contractors\_aw\_CT

FLAG: 25%

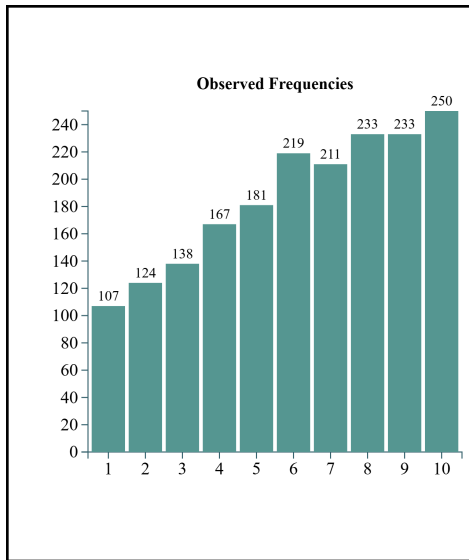


**hs\_gig\_work\_make\_employees**

**Dependent Variable:** Respondents who said 'Employees' vs. those who said 'Independent Contractors', 'Unsure'

**Internal Haystaq Model Name:** gig\_opinion\_employees\_aw\_CT

FLAG: 20%



## Gig Worker \*

### Source question:

Have you ever worked or considered working for a 'gig economy' company like Uber, DoorDash or TaskRabbit or doing other short-term, flexible work?

Never, Considered, Did in the Past, Do now as side gig/extra income, Do gig work as primary income

### Included fields:

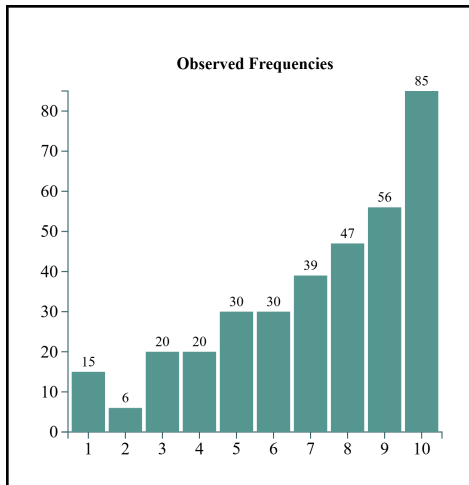
hs\_gig\_worker\_job\_now  
 hs\_gig\_worker\_job\_unlikely  
 Hs\_gig\_worker\_job\_ever

### hs\_gig\_worker\_job\_now

**Dependent Variable:** Respondents who said 'Part-time', 'Full-time' vs. those who said 'Never'

**Internal Haystaq Model Name:** gig\_worker\_now\_aw\_CT

FLAG: 10%

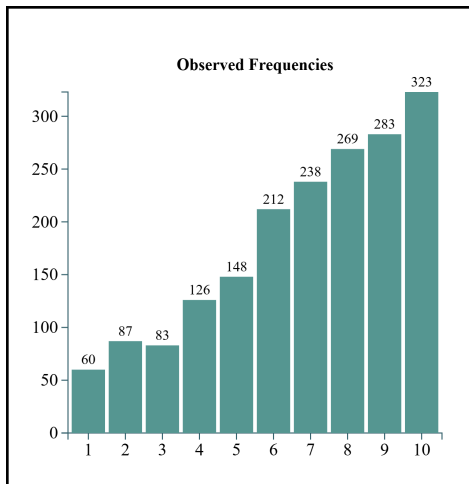


**hs\_gig\_worker\_job\_ever**

**Dependent Variable:** Respondents who said 'Part-time', 'Full-time', 'Did in the Past', 'Consider' vs. those who said 'Never'

**Internal Haystaq Model Name:** gig\_worker\_ever\_aw\_CT

FLAG: 16%

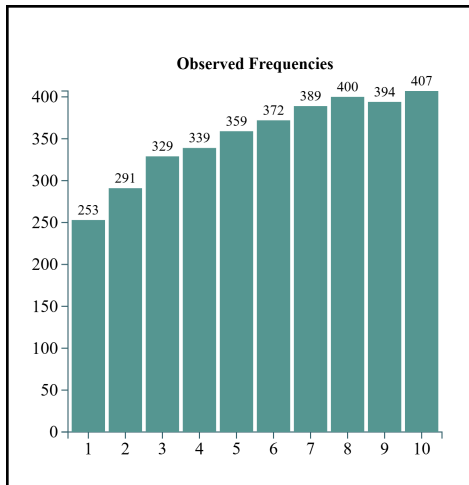


**hs\_gig\_worker\_job\_unlikely**

**Dependent Variable:** Respondents who said 'Never' vs 'Did in the past', 'Part-time', 'Full-time'

**Internal Haystaq Model Name:** gig\_worker\_never\_aw\_GB

FLAG: 25%



## GOP - Type of (Updated April 2026) \*

Updated in April 2026

**\*Note: this score limited to likely Republican voters only**

### Source question:

Would you say you more closely align with traditional Republicans like Mitt Romney, Nikki Haley and Liz Cheney or more firebrand Republicans like Marjorie Taylor Greene, Lauren Boebert and Ted Cruz? – Limited to Likely GOPs

Establishment, Firebrand, Unsure

### Included fields:

hs\_republican\_partisanship\_establishment\_vs\_firebrand\_firebrand

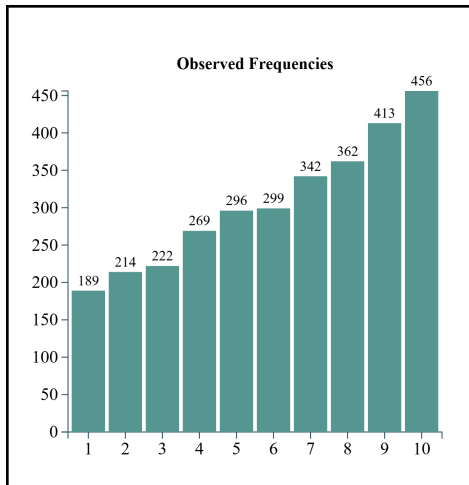
hs\_republican\_partisanship\_establishment\_vs\_firebrand\_moderate

### hs\_republican\_partisanship\_establishment\_vs\_firebrand\_firebrand.

**Dependent Variable:** Respondents who said 'Firebrand' vs. those who said 'Establishment' or 'Unsure'

**Internal Haystack Model Name:** gop\_type\_firebrand\_aw\_GB

FLAG: 20%

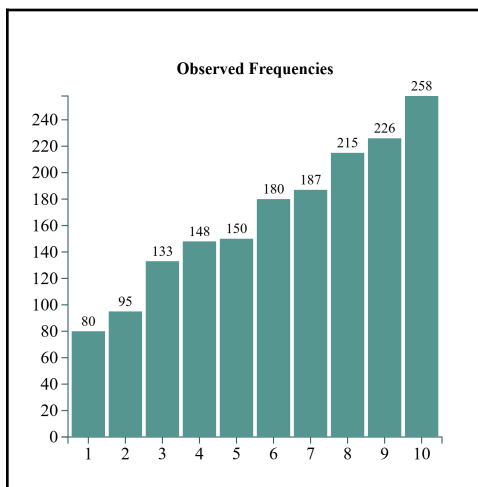


**hs\_republican\_partisanship\_establishment\_vs\_firebrand\_moderate**

**Dependent Variable:** Respondents who said 'Establishment' vs. those who said 'Firebrand'

**Internal Haystaq Model Name:** gop\_type\_establishment\_2w\_CT

FLAG: 20%



**Government Shutdown (new April 2026)**

Introduced April 2026

**Source question:**

Whose fault was the 2025 U.S. government shutdown?

Unsure, President Trump, Republicans in Congress, Democrats in Congress, Equal Fault

**Included fields:**

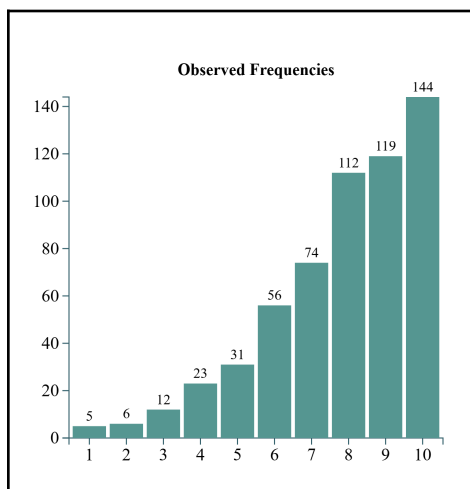
hs\_2025\_government\_shutdown\_fault\_dems  
hs\_2025\_government\_shutdown\_fault\_gop\_congress  
hs\_2025\_government\_shutdown\_fault\_trump

**hs\_2025\_government\_shutdown\_fault\_dems**

**Dependent Variable:** Respondents who said 'Democrats in Congress' vs those who said 'Unsure', 'Republicans in Congress', 'President Trump', 'Equal Fault'

**Internal Haystaq Model Name:** government\_shutdown\_fault\_dem\_cong\_GB

FLAG: 30%

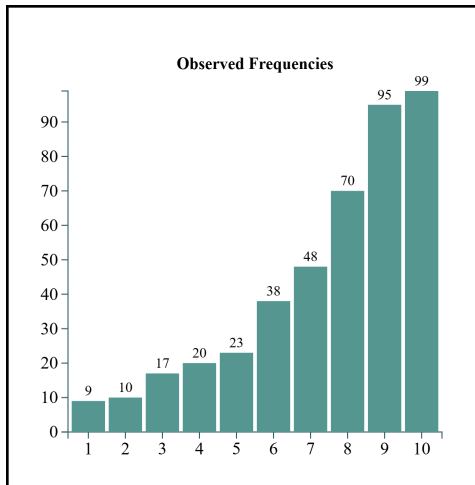


**hs\_2025\_government\_shutdown\_fault\_gop\_congress**

**Dependent Variable:** Respondents who said 'Republicans in Congress' vs those who said 'Unsure', 'Democrats in Congress', 'Equal Fault'

**Internal Haystaq Model Name:** government\_shutdown\_fault\_gop\_cong2\_LGB

FLAG: 25%

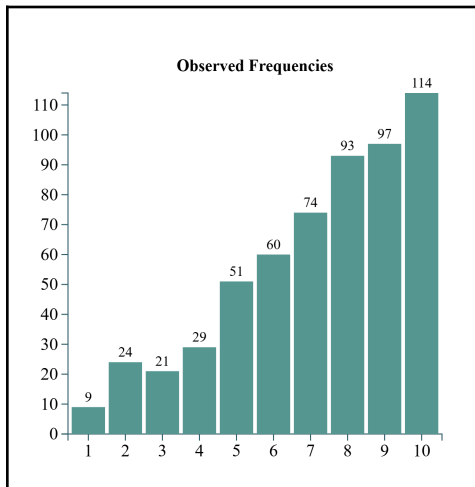


**hs\_2025\_government\_shutdown\_fault\_trump**

**Dependent Variable:** Respondents who said 'President Trump' vs those who said 'Unsure', 'Democrats in Congress', 'Equal Fault'

**Internal Haystaq Model Name:** government\_shutdown\_fault\_trump2\_LGB

FLAG: 20%



**Green New Deal (Updated April 2026) \***

Updated in April 2026

**Source question:**

From what you know now do you support or oppose the Green New Deal?

Strongly Support, Somewhat Support, Somewhat Oppose, Strongly Oppose, Unsure

**Included fields:**

hs\_green\_new\_deal\_support

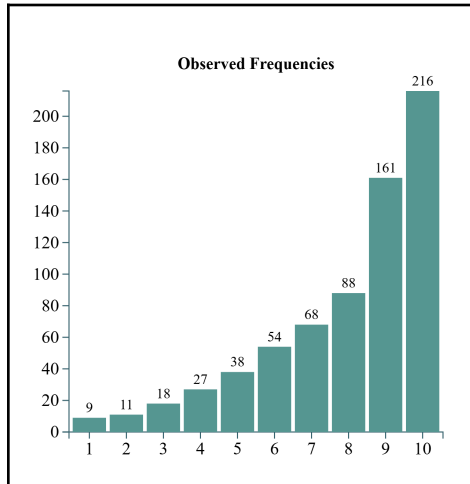
hs\_green\_new\_deal\_oppose

**hs\_green\_new\_deal\_support**

**Dependent Variable:** Respondents who said 'Strongly Support' vs. those who said 'Strongly Oppose', 'Somewhat Oppose' or 'Unsure'

**Internal Haystaq Model Name:** green\_new\_deal\_support\_aw3\_CT

FLAG: 20%

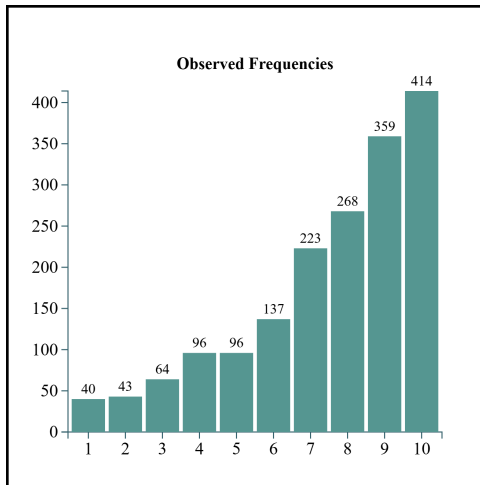


**hs\_green\_new\_deal\_oppose**

**Dependent Variable:** Respondents who said 'Strongly Oppose', 'Somewhat Oppose' vs. those who said 'Strongly Support', 'Somewhat Support', 'Unsure'

**Internal Haystaq Model Name:** green\_new\_deal\_oppose\_aw2\_CT

FLAG: 25%



## Gun Control (Updated April 2026) \*

Updated in April 2026

### Source question:

Do you believe that the laws covering the sale and ownership of guns should be made stronger, made weaker or kept as they are now?

Stronger, Weaker, Kept as they are

### Included fields:

hs\_gun\_control\_support

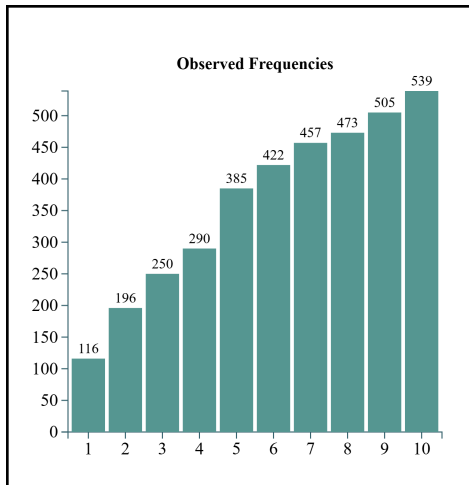
hs\_gun\_control\_oppose

### hs\_gun\_control\_support

**Dependent Variable:** Respondents who said 'Stronger' vs. those who said 'Weaker', 'Kept as they are'

**Internal Haystaq Model Name:** gun\_control\_more\_aw\_GB

FLAG: 25%

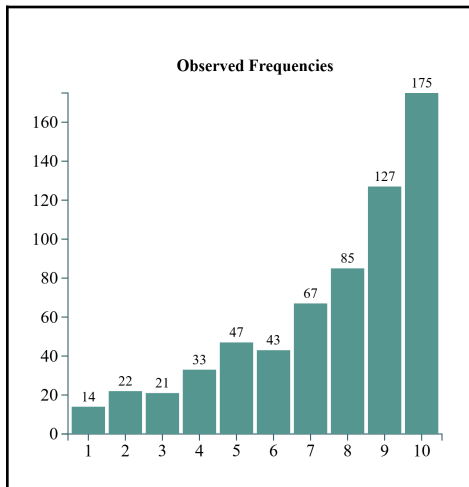


**hs\_gun\_control\_oppose**

**Dependent Variable:** Respondents who said 'Weaker' vs. those who said 'Stronger' or 'Kept as they are'

**Internal Haystaq Model Name:** gun\_control\_less\_aw\_CT

FLAG: 15%



**Horse Race 2024 General (Updated April 2026)**

Updated in April 2026

**Source question:**

Whom did you vote for in the 2024 Presidential General Election?

Undecided, Donald Trump, Kamala Harris, Another Candidate, Would not Vote

**Included fields:**

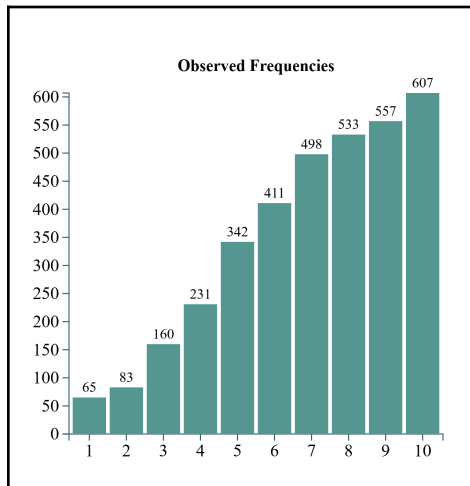
hs\_trump\_vs\_harris\_favor\_trump  
hs\_trump\_vs\_harris\_favor\_harris

**hs\_trump\_vs\_harris\_favor\_harris**

**Dependent Variable:** Respondents who answered 'Kamala Harris' vs those who answered 'Donald Trump', 'Other', 'Undecided', 'Would not vote'

**Internal Haystaq Model Name:** trump\_harris\_harris\_aw\_CT

FLAG: 30%

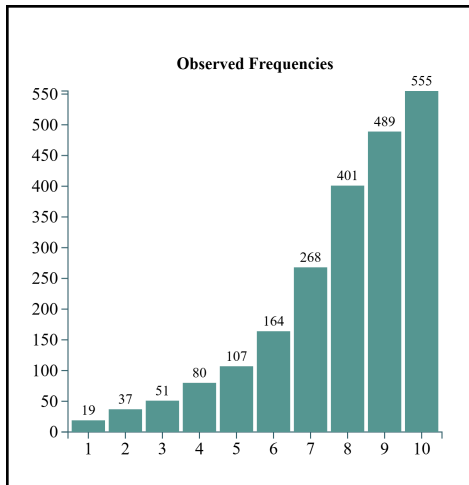


**hs\_trump\_vs\_harris\_favor\_trump**

**Dependent Variable:** Respondents who answered 'Donald Trump' vs those who answered 'Kamala Harris', 'Other', 'Undecided', 'Would not vote'

**Internal Haystaq Model Name:** trump\_harris\_trump\_aw\_GB

FLAG: 30%

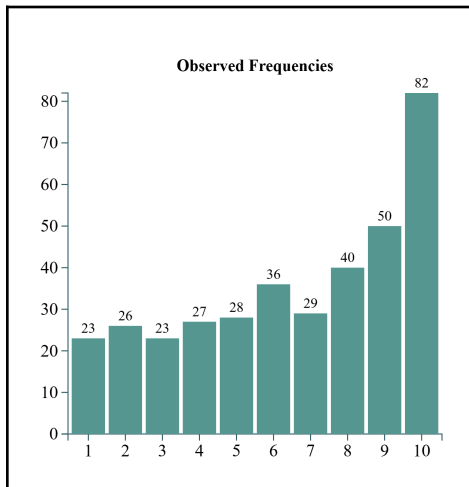


**hs\_trump\_vs\_harris\_favor\_other**

**Dependent Variable:** Respondents who answered 'Other' vs those who answered 'Kamala Harris', 'Donald Trump', 'Undecided', 'Would not vote'

**Internal Haystaq Model Name:** trump\_harris\_other\_aw\_CT

FLAG: 5%



**Horse Race 2028 General (new April 2026)**

Introduced April 2026

**Source question:**

In the 2028 presidential election, are you more likely to vote for a Democratic Candidate, Republican Candidate or a Third Party Candidate?  
Unsure, Democratic, Republican, Third Party

**Included fields:**

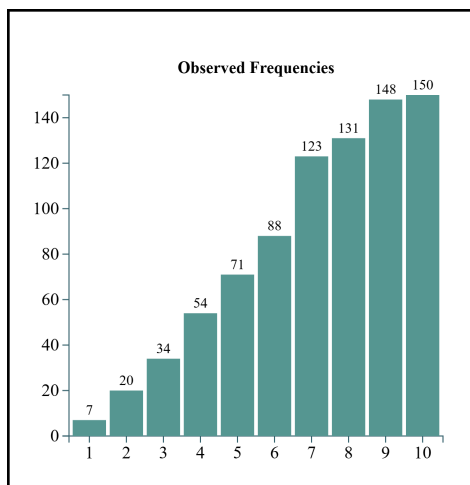
- hs\_2028\_horserace\_support\_dem
- hs\_2028\_horserace\_support\_gop
- hs\_trump\_vs\_harris\_favor\_unsure

**hs\_2028\_horserace\_support\_dem**

**Dependent Variable:** Respondents who answered 'Democratic' vs those who answered 'Republican', 'Third Party', 'Unsure'

**Internal Haystaq Model Name:** horserace\_2028\_dem\_aw\_CT

FLAG: 35%

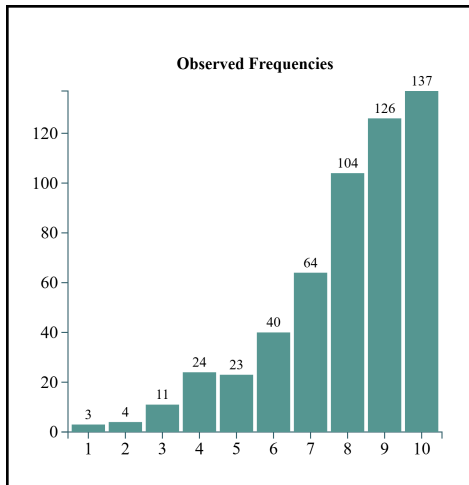


**hs\_2028\_horserace\_support\_gop**

**Dependent Variable:** Respondents who answered 'Republican' vs those who answered 'Democratic', 'Third Party', 'Unsure'

**Internal Haystaq Model Name:** horserace\_2028\_gop\_aw\_CT

FLAG: 30%

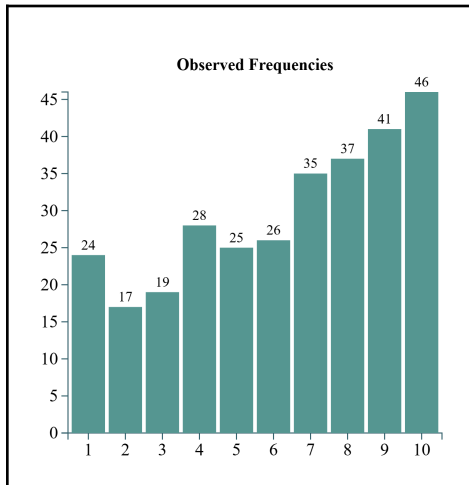


**hs\_2028\_horserace\_support\_unsure**

**Dependent Variable:** Respondents who answered 'Unsure' vs those who answered 'Democratic', 'Republican', 'Third Party'

**Internal Haystack Model Name:** horserace\_2028\_unsure\_aw\_CT

FLAG: 15%



**Horserace Dem Presidential (new April 2026)**

Introduced April 2026

**Source question:**

If the 2028 Democratic Presidential Primary were today, who would you vote for?

Pete Buttigieg, Gavin Newsom, Alexandria Ocasio-Cortez, Kamala Harris, JB Pritzker, Someone Else, Unsure

**Included fields:**

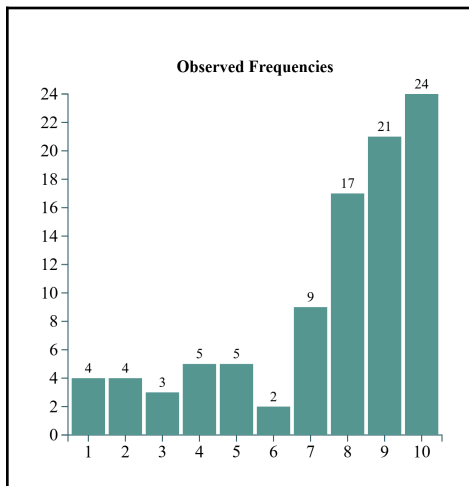
- hs\_dem\_horserace\_2028\_aoc
- hs\_dem\_horserace\_2028\_harris
- hs\_dem\_horserace\_2028\_newsom
- hs\_dem\_horserace\_2028\_pritzker

**hs\_dem\_horserace\_2028\_aoc**

**Dependent Variable:** Respondents who said 'Alexandria Ocasio-Cortez' vs those who said 'Pete Buttigieg', 'Gavin Newsom', 'Kamala Harris', 'JB Pritzker', 'Someone Else' or 'Unsure'

**Internal Haystaq Model Name:** dem\_presidential\_horserace\_aoc\_GB

FLAG: 15%

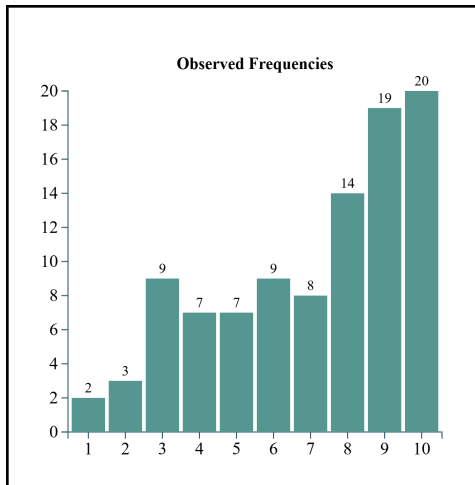


**hs\_dem\_horserace\_2028\_harris**

**Dependent Variable:** Respondents who said 'Kamala Harris' vs those who said 'Pete Buttigieg', 'Gavin Newsom', 'Alexandria Ocasio-Cortez', 'JB Pritzker', 'Someone Else' or 'Unsure'

**Internal Haystaq Model Name:** dem\_presidential\_horserace\_harris\_GB

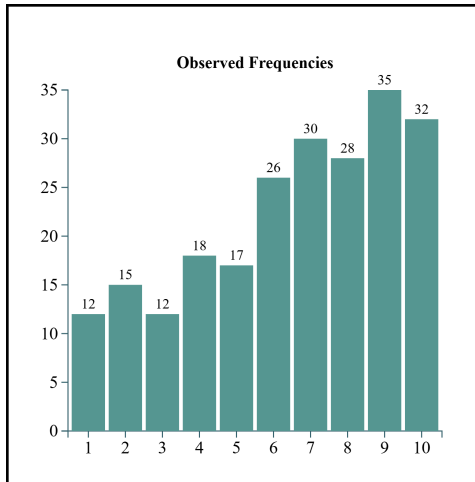
FLAG: 20%



**hs\_dem\_horserace\_2028\_newsom**

**Dependent Variable:** Respondents who said 'Gavin Newsom' vs those who said 'Pete Buttigieg', 'Alexandria Ocasio-Cortez', 'Kamala Harris', 'JB Pritzker', 'Someone Else' or 'Unsure'

**Internal Haystaq Model Name:** dem\_presidential\_horserace\_newsom\_GB  
 FLAG: 20%

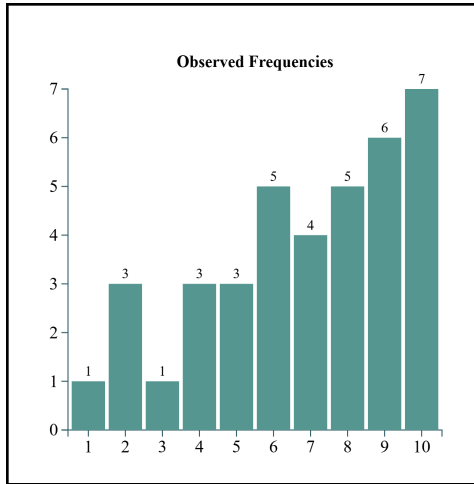


**hs\_dem\_horserace\_2028\_pritzker**

**Dependent Variable:** Respondents who said 'JB Pritzker' vs those who said 'Pete Buttigieg', 'Gavin Newsom', 'Alexandria Ocasio-Cortez', 'Kamala Harris', 'Someone Else' or 'Unsure'

**Internal Haystaq Model Name:** dem\_presidential\_horserace\_pritzker\_XG

FLAG: 5%



## Horserace GOP Presidential (new April 2026)

Introduced April 2026

### Source question:

If the 2028 Republican Presidential Primary were today, who would you vote for?  
JD Vance, Nikki Haley, Tulsi Gabbard, Marco Rubio, Someone Else, Unsure

### Included fields:

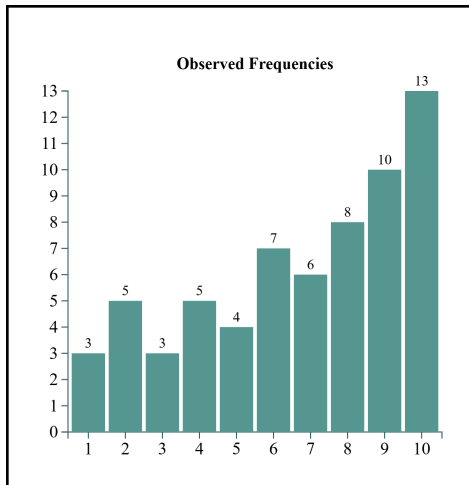
hs\_gop\_2028\_presidential\_horserace\_rubio

### hs\_gop\_2028\_presidential\_horserace\_rubio

**Dependent Variable:** Respondents who said 'Marco Rubio' vs those who said 'JD Vance', 'Nikki Haley', 'Tulsi Gabbard', 'Someone Else', or 'Unsure'

**Internal Haystaq Model Name:** gop\_presidential\_horserace\_rubio

FLAG: 15%



## Home Buying

### Source question:

Modeled people who appeared to have bought a home in 2024 on 2023 data (what they looked like before they bought a home) moved forward onto 2025 data

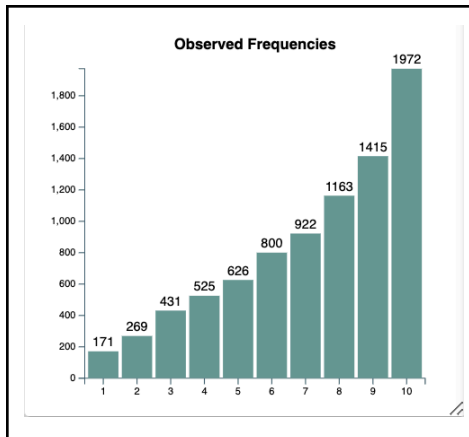
### Included fields:

hs\_any\_home\_buyer  
hs\_new\_home\_buyer

### hs\_any\_home\_buyer

**Dependent Variable:** This DV included both first time home buyers and buyers who already owned a home.

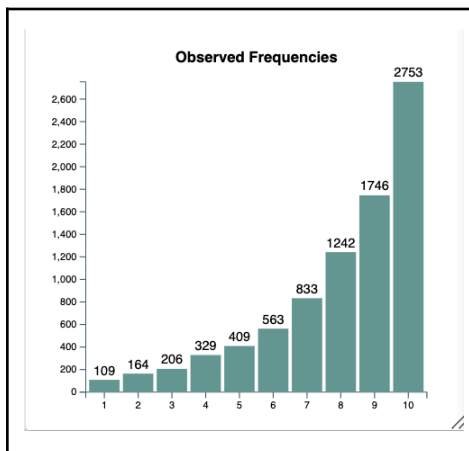
FLAG: 10%



## hs\_new\_home\_buyer

**Dependent Variable:** This DV included only first time home buyers

FLAG: 10%



## Home Insurance – Government Role\*

### Source question:

Is it the government's responsibility to provide home insurance of last resort for people whose areas have been deemed too risky by private insurance companies?

Unsure, Yes - Government Should Help, No - Not the Responsibility of Government

### Included fields:

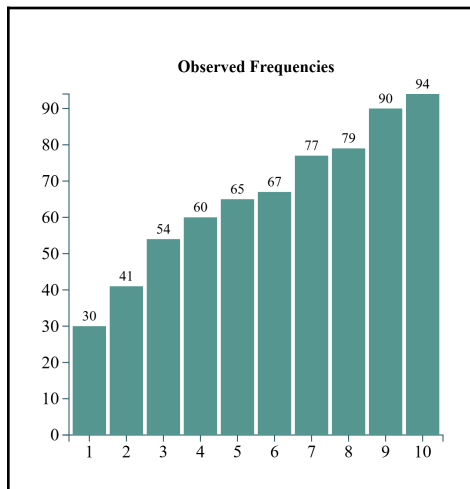
hs\_insurance\_of\_last\_resort\_government\_should\_provide  
hs\_insurance\_of\_last\_resort\_government\_should\_not\_provide

### hs\_insurance\_of\_last\_resort\_government\_should\_provide

**Dependent Variable:** Respondents who answered 'Yes' vs those who answered 'No'

**Internal Haystaq Model Name:** govt\_home\_insurance\_2w\_LGB

FLAG: 20%

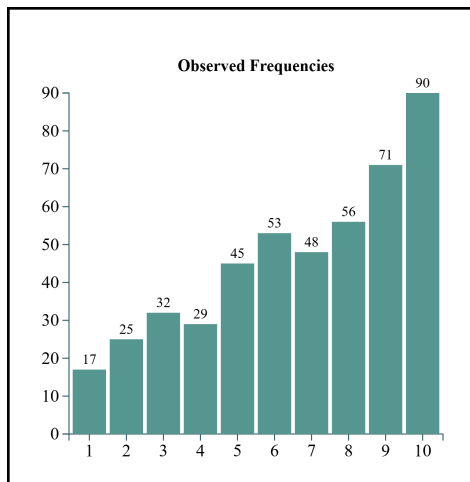


### hs\_insurance\_of\_last\_resort\_government\_should\_not\_provide

**Dependent Variable:** Respondents who answered 'No' vs those who answered 'Yes' or 'Unsure'

**Internal Haystaq Model Name:** govt\_home\_insurance\_no\_aw\_CT

FLAG: 15%



# ICE Approval (new April 2026)

Introduced April 2026

## Source question:

Do you approve or disapprove of how ICE or Immigration and Customs Enforcement is handling its work?

Unsure, Strongly Approve, Somewhat Approve, Somewhat Disapprove, Strongly Disapprove

## Included fields:

hs\_ice\_actions\_support

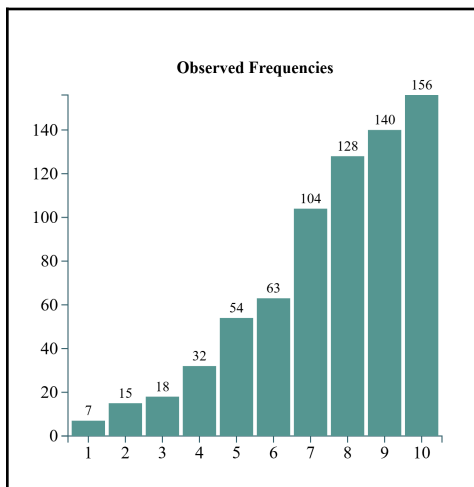
hs\_ice\_actions\_oppose

## hs\_ice\_actions\_support

**Dependent Variable:** Respondents who said 'Strongly Approve' or 'Somewhat Approve' vs those who said 'Strongly Disapprove'

**Internal Haystaq Model Name:** ice\_actions\_approve\_2w2\_GB

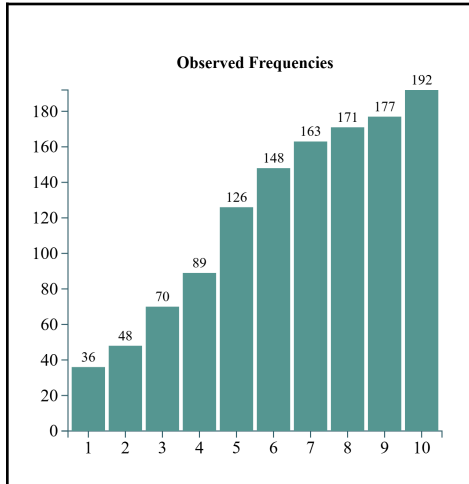
FLAG: 15%



## hs\_ice\_actions\_oppose

**Dependent Variable:** Respondents who said 'Strongly Disapprove' or 'Somewhat Disapprove' vs those who said 'Unsure', 'Strongly Approve' or 'Somewhat Approve'  
**Internal Haystaq Model Name:** ice\_actions\_disapprove\_aw\_CT

FLAG: 25%



## Ideology - General (Updated April 2026)\*

Updated in April 2026

### Source question:

How would you describe your political ideology?

Very Liberal, Somewhat Liberal, Moderate, Somewhat Conservative, Very Conservative

### Included fields:

hs\_ideology\_general\_liberal

hs\_ideology\_general\_moderate

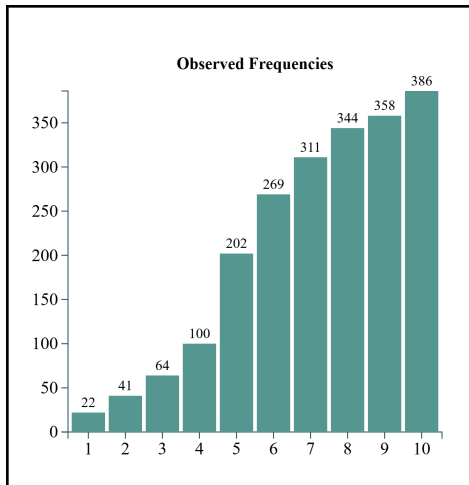
hs\_ideology\_general\_conservative

### hs\_ideology\_general\_liberal

**Dependent Variable:** Respondents who said 'Very Liberal' or 'Somewhat Liberal' vs. those who said 'Somewhat Conservative' or 'Very Conservative'

**Internal Haystaq Model Name:** ideology\_liberal\_2w\_CT

FLAG: 25%

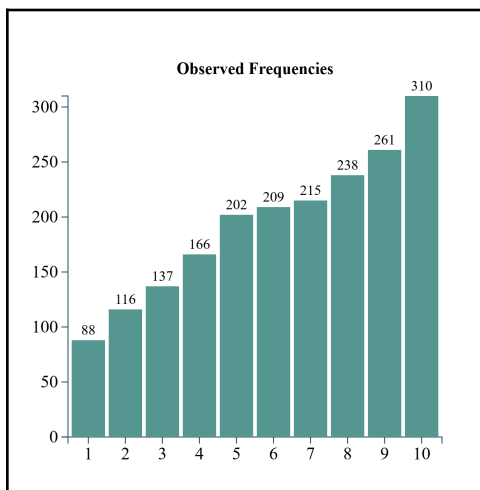


**hs\_ideology\_general\_moderate**

**Dependent Variable:** Respondents who said 'Moderate' vs. those who said 'Somewhat Conservative', 'Very Liberal', 'Somewhat Liberal', 'Very Conservative'

**Internal Haystaq Model Name:** ideology\_moderate\_aw\_CT

FLAG: 20%



**hs\_ideology\_general\_conervative**

**Dependent Variable:** This DV is the inverse of the Liberal Ideology model above

**Internal Haystaq Model Name:** inverse of ideology\_liberal\_2w\_CT

FLAG: 25%

# Ideology - Social (Updated April 2026)\*

Updated in April 2026

## Source question:

How would you describe your political views on social issues?

Very Liberal, Somewhat Liberal, Moderate, Somewhat Conservative, Very Conservative

## Included fields:

hs\_ideology\_social\_liberal

hs\_ideology\_social\_moderate

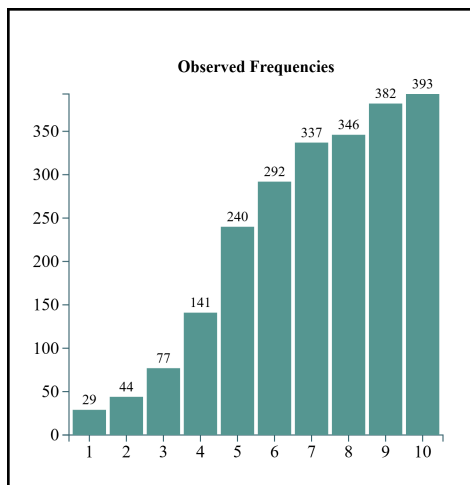
hs\_ideology\_social\_conservative

## hs\_ideology\_social\_liberal

**Dependent Variable:** Respondents who said 'Very Liberal' or 'Somewhat Liberal' vs. those who said 'Somewhat Conservative' or 'Very Conservative'

**Internal Haystaq Model Name:** ideology\_social\_liberal\_2w\_CT

FLAG: 25%

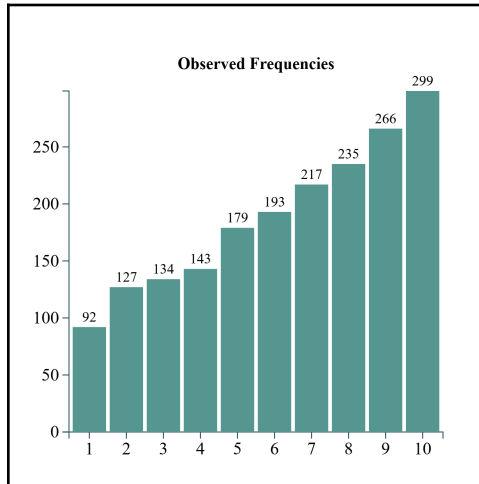


## hs\_ideology\_social\_moderate

**Dependent Variable:** Respondents who said 'Moderate' vs. those who said 'Very Conservative' or 'Very Liberal'

**Internal Haystaq Model Name:** ideology\_social\_moderate\_aw2\_CT

FLAG: 20%



### **hs\_ideology\_social\_conservative**

**Dependent Variable:** This DV is the inverse of the Socially Liberal Ideology model

**Internal Haystaq Model Name:** inverse of ideology\_social\_liberal\_2w\_CT

FLAG: 25%

## Ideology - Fiscal (Updated April 2026)\*

Updated in April 2026

**Source question:**

How would you describe your political views on fiscal and economic issues?

Very Liberal, Somewhat Liberal, Moderate, Somewhat Conservative, Very Conservative

**Included fields:**

hs\_ideology\_fiscal\_liberal

hs\_ideology\_fiscal\_moderate

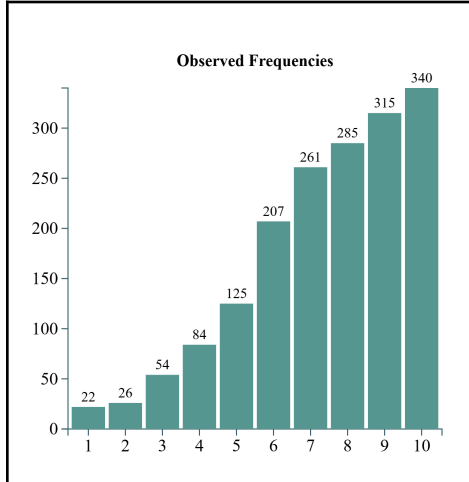
hs\_ideology\_fiscal\_conservative

### **hs\_ideology\_fiscal\_liberal**

**Dependent Variable:** Respondents who said 'Very Liberal' or 'Somewhat Liberal' vs. those who said 'Somewhat Conservative' or 'Very Conservative'

**Internal Haystaq Model Name:** ideology\_fiscal\_liberal\_2w\_CT

FLAG: 25%

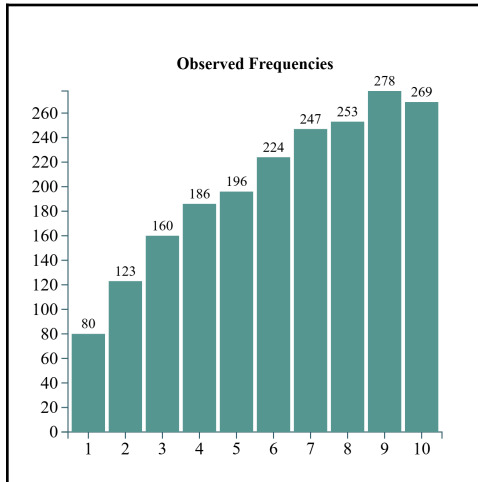


### hs\_ideology\_fiscal\_moderate

**Dependent Variable:** Respondents who said 'Moderate' vs. those who said 'Very Conservative' or 'Very Liberal'

**Internal Haystaq Model Name:** ideology\_fiscal\_moderate\_aw2\_CT

FLAG: 20%



### hs\_ideology\_fiscal\_conservative

**Dependent Variable:** This DV is the inverse of the Fiscal Liberal Ideology model  
**Internal Haystaq Model Name:** inverse of ideology\_fiscal\_liberal\_2w\_CT  
FLAG: 25%

## Immigration – View of (Updated April 2026)\*

Updated in April 2026

**Source question:**

When it comes to immigration, is your bigger concern that too many undesirable people are coming into our country or that we are being unfair or even inhumane to immigrants and their families?

Undesirable People, Unfair to Immigrants, Unsure

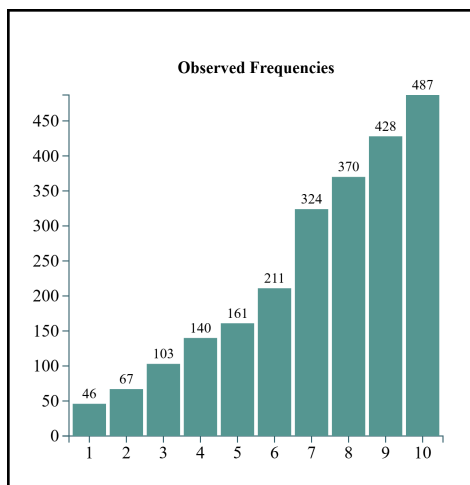
**Included fields:**

hs\_illegal\_imm\_undesirable  
hs\_illegal\_imm\_process\_unfair

### hs\_illegal\_imm\_undesirable

**Dependent Variable:** Respondents who said 'Undesirable People' vs. those who said 'Unfair to Immigrants', 'Unsure'

**Internal Haystaq Model Name:** view\_immigration\_undesirable\_aw\_GB  
FLAG: 25%

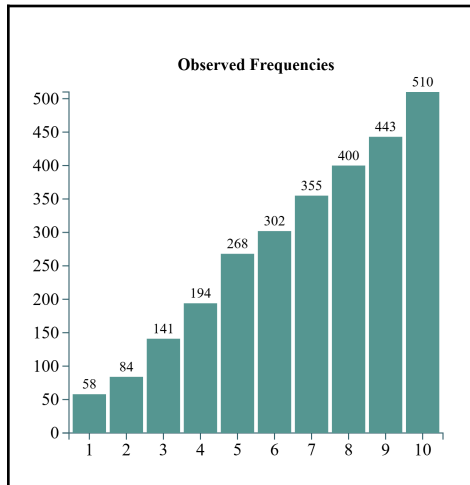


## hs\_illegal\_imm\_process\_unfair

**Dependent Variable:** Respondents who said 'Unfair to Immigrants' vs. those who said 'Undesirable People', 'Unsure'

**Internal Haystaq Model Name:** view\_immigration\_unfair\_aw\_GB

FLAG: 20%



## Income Inequality \*

### Source question:

How big a problem do you think income inequality is in the United States? Do you think income inequality is a big problem, somewhat of a problem, or not a problem at all?

Big Problem, Somewhat of a Problem, Not Much of a Problem, Not a Problem, Unsure

### Included fields:

hs\_income\_inequality\_serious

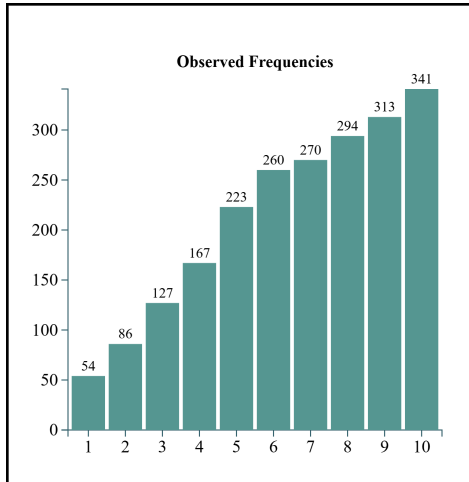
hs\_income\_inequality\_no\_issue

## hs\_income\_inequality\_serious

**Dependent Variable:** Respondents who said 'Big Problem' vs. those who said 'Somewhat of a Problem', 'Not Much of a Problem', 'Not a Problem', 'Unsure'

**Internal Haystaq Model Name:** income\_inequality\_big\_problem\_aw2\_CT

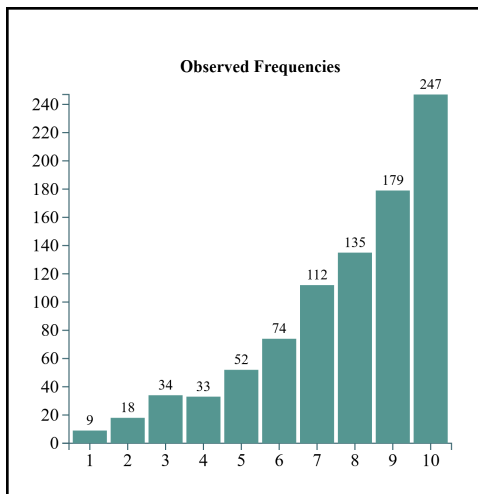
FLAG: 25%



### hs\_income\_inequality\_no\_issue

**Dependent Variable:** Respondents who said 'Not Much of a Problem', 'Not a Problem' vs. those who said 'Big Problem', 'Somewhat of a Problem', 'Unsure'

**Internal Haystaq Model Name:** income\_inequality\_small\_or\_no\_problem\_aw\_CT  
FLAG: 20%



# Inflation (Updated April 2026) \*

Updated in April 2026

## Source question:

What is most responsible for recent price increases and inflation? Is it the policies of the Biden Administration, the policies of the Trump Administration, actions by Corporate America, or External Events like the bird flu?

Biden Administration, Corporate America, External Events, Higher Wages, Unsure

## Included fields:

hs\_inflation\_fault\_biden

hs\_inflation\_fault\_corporate\_america

hs\_inflation\_fault\_external\_events

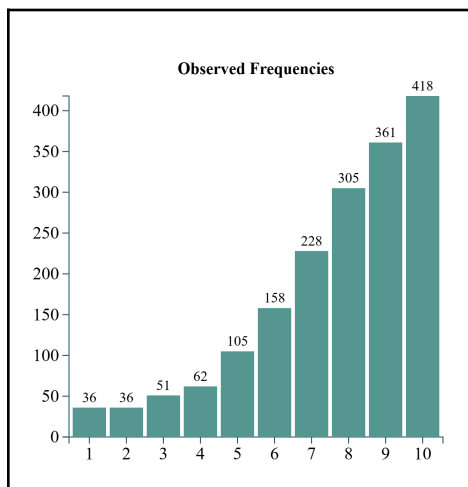
hs\_inflation\_fault\_trump

## hs\_inflation\_fault\_biden

**Dependent Variable:** Respondents who said 'Biden Administration' vs. those who said 'Corporate America', 'External Events', 'Trump Administration'

**Internal Haystaq Model Name:** inflation\_fault\_biden\_aw\_CT

FLAG: 25%

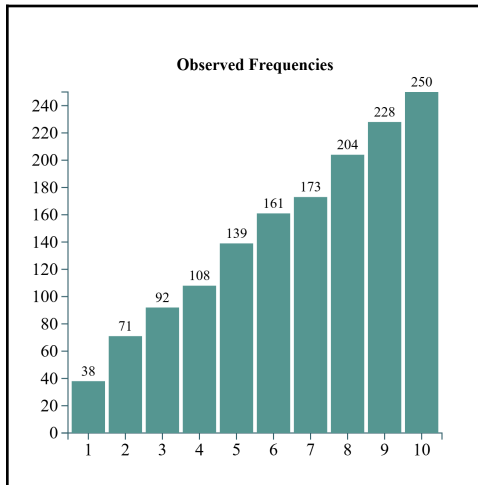


## hs\_inflation\_fault\_corporate\_america

**Dependent Variable:** Respondents who said 'Corporate America' vs. those who said 'Biden Administration', 'External Events', 'Trump Administration'

**Internal Haystaq Model Name:** inflation\_fault\_corporate\_america\_aw\_CT

FLAG: 20%

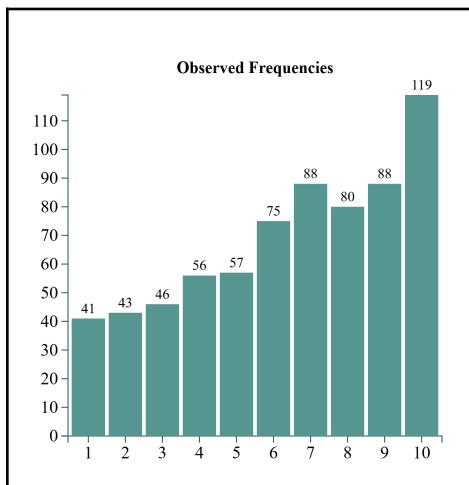


## hs\_inflation\_fault\_external\_events

**Dependent Variable:** Respondents who said 'External Events' vs. those who said 'Biden Administration', 'Corporate America', 'Trump Administration'

**Internal Haystaq Model Name:** inflation\_fault\_external\_events\_aw\_CT

FLAG: 10%

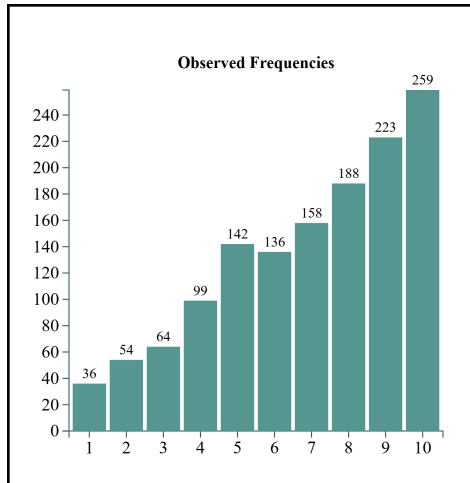


## hs\_inflation\_trump\_fault

**Dependent Variable:** Respondents who said 'Trump Administration' vs. those who said 'Biden Administration', 'Corporate America', 'External Events'

**Internal Haystack Model Name:** inflation\_fault\_trump\_aw\_CT

FLAG: 25%



## Infrastructure Spending (Updated April 2026) \*

Updated in April 2026

### **Source question:**

Would you support increasing funding for infrastructure projects like bridges and roads even if it meant your taxes would be slightly higher, or do you think that enough money is already spent on infrastructure projects?

Increase Spending and Taxes, Enough Spent, Unsure

### **Included fields:**

hs\_infrastructure\_funding\_fund\_more

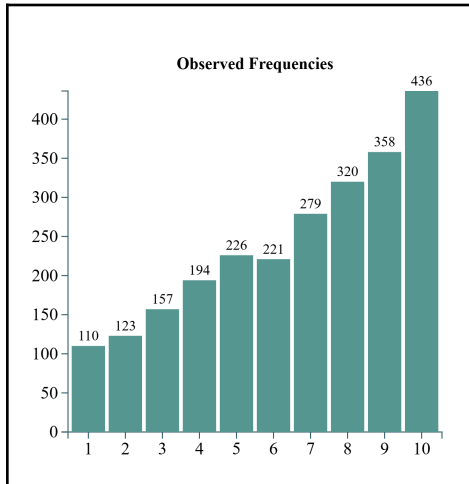
hs\_infrastructure\_funding\_enough\_spent

## hs\_infrastructure\_fund\_more

**Dependent Variable:** Respondents who said 'Increase Spending and Taxes' vs. those who said 'Enough Spent', 'Unsure'

**Internal Haystaq Model Name:** infrastructure\_funding\_increase\_aw\_CT

**FLAG:** 20%

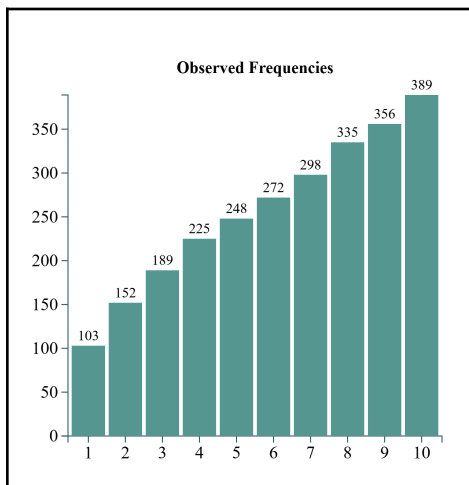


### hs\_infrastructure\_enough\_spent

**Dependent Variable:** Respondents who said 'Enough Spent' vs. those who said 'Increase Spending and Taxes', 'Unsure'

**Internal Haystaq Model Name:** infrastructure\_funding\_no\_increase\_aw\_CT

**FLAG:** 20%



# Israel Genocide (new April 2026) \*

Introduced April 2026

## Source question:

Is what Israel is doing a Genocide?

Unsure, Yes, Maybe, No

## Included fields:

hs\_israel\_committing\_genocide\_yes

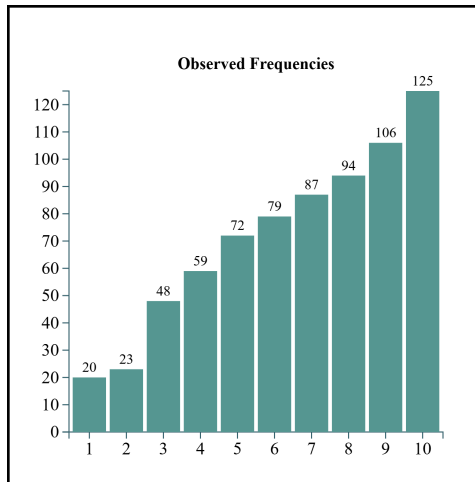
hs\_israel\_committing\_genocide\_no

## hs\_israel\_committing\_genocide\_yes

**Dependent Variable:** Respondents who said 'Yes' vs those that said 'Unsure' or 'No'

**Internal Haystaq Model Name:** israel\_committing\_genocide\_yes\_aw2\_GB

FLAG: 30%

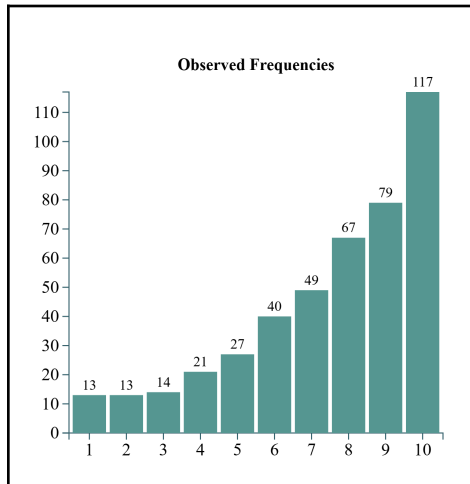


## hs\_israel\_committing\_genocide\_no

**Dependent Variable:** Respondents who said 'No' vs those who said 'Yes', 'Maybe' or 'Unsure'

**Internal Haystaq Model Name:** israel\_committing\_genocide\_no\_aw2\_CT

FLAG: 12%



## Israel / Palestine Modified \*

### Source question:

Do you approve of Israel's Military Actions in Gaza and the West Bank?  
 Unsure, Strongly Approve, Somewhat Approve, Somewhat Disapprove, Strongly Disapprove

### Included fields:

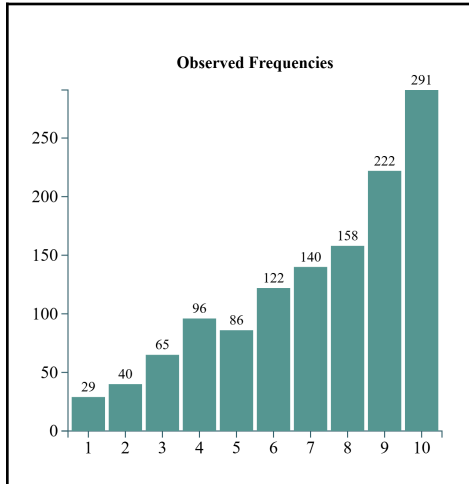
hs\_israel\_military\_actions\_oppose  
 hs\_israel\_military\_actions\_support  
 hs\_israel\_military\_actions\_dem\_oppose  
 hs\_israel\_military\_actions\_dem\_support  
 hs\_israel\_military\_actions\_gop\_oppose  
 hs\_israel\_military\_actions\_gop\_support

### hs\_israel\_military\_actions\_support

**Dependent Variable:** Respondents who answered 'Strongly Approve', 'Somewhat Approve' vs those who answered 'Somewhat Disapprove', 'Strongly Disapprove', 'Unsure'

**Internal Haystaq Model Name:** israel\_palestine\_israel\_approve\_aw\_CT

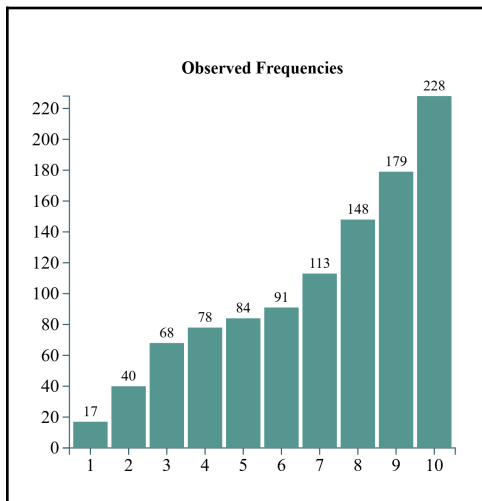
FLAG: 20%



**hs\_israel\_military\_actions\_oppose**

**Dependent Variable:** Respondents who answered 'Strongly Disapprove' vs those who answered 'Strongly Approve', 'Somewhat Approve', 'Unsure'

**Internal Haystaq Model Name:** israel\_palestine\_israel\_strongly\_disapprove\_aw\_CT  
**FLAG:** 20%



**hs\_israel\_military\_actions\_dem\_oppose**

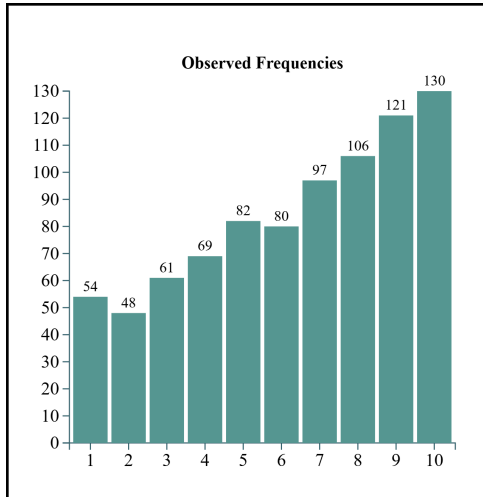
**\*Note:** this score limited to likely Democratic voters only

**Dependent Variable:** Respondents who answered 'Strongly Disapprove' vs those who answered 'Strongly Approve', 'Somewhat Approve', 'Unsure'— Limited to Likely Dems

**Internal Haystaq Model Name:**

israel\_palestine\_israel\_strongly\_disapprove\_dem\_aw\_CT

FLAG: 20%



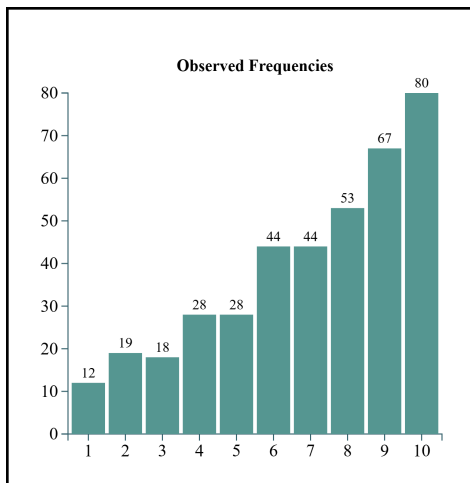
**hs\_israel\_military\_actions\_dem\_support**

**\*Note: this score limited to likely Democratic voters only**

**Dependent Variable:** Respondents who answered 'Strongly Approve' or 'Somewhat Approve' vs those who answered 'Somewhat Disapprove', 'Strongly Disapprove', 'Unsure' – Limited to Likely Dems

**Internal Haystaq Model Name:** israel\_palestine\_israel\_approve\_dem\_aw\_CT

FLAG: 15%

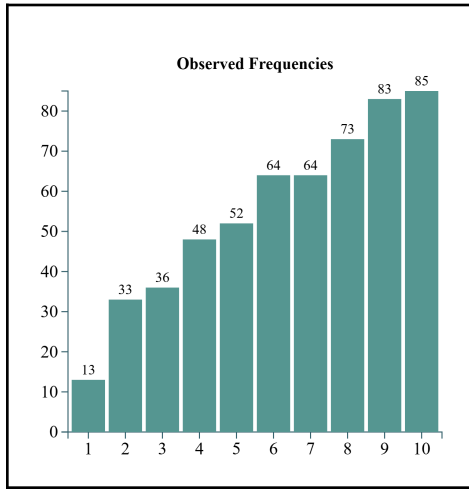


## hs\_israel\_military\_actions\_gop\_support

**\*Note: this score limited to likely Republican voters only**

**Dependent Variable:** Respondents who answered 'Strongly Approve', 'Somewhat Approve' vs those who answered 'Somewhat Disapprove', 'Strongly Disapprove', 'Unsure'

**Internal Haystaq Model Name:** israel\_palestine\_israel\_strong\_approve\_gop\_aw  
FLAG: 20%

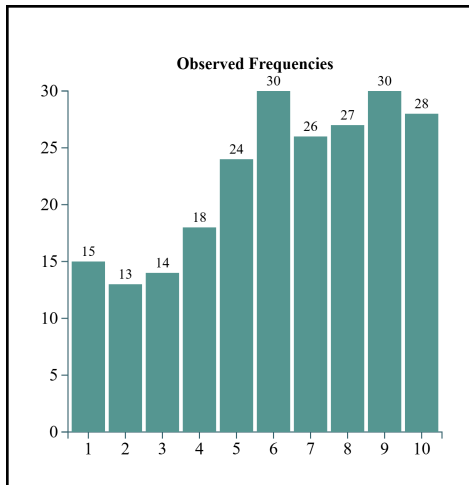


## hs\_israel\_military\_actions\_gop\_oppose

**\*Note: this score limited to likely Republican voters only**

**Dependent Variable:** Respondents who answered 'Strongly Disapprove', 'Somewhat Disapprove' vs those who answered 'Somewhat Approve', 'Strongly Approve', 'Unsure' – Limited to Likely GOPs

**Internal Haystaq Model Name:** israel\_palestine\_israel\_disapprove\_gop\_aw\_CT  
FLAG: 20%



## January Sixth Pardons \*

### Source question:

President Trump pardoned his supporters who entered the US Capitol Building on January 6th, 2021. How do you view these pardons?

Unsure, All Justified, Some Problematic, All Problematic

### Included fields:

hs\_jan\_6th\_pardons\_support

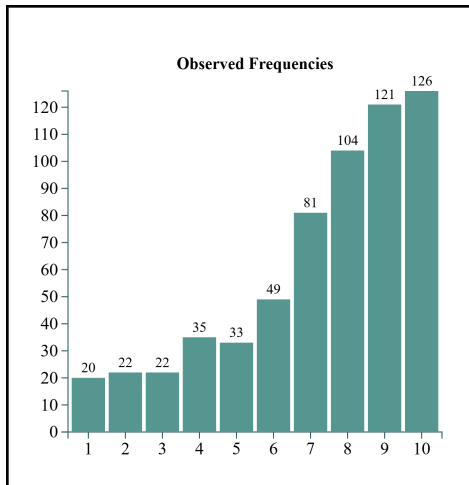
hs\_jan\_6th\_pardons\_oppose

### hs\_jan\_6th\_pardons\_support

**Dependent Variable:** Respondents who said 'All Justified', 'Some Problematic', 'Unsure' vs. those who said 'All Problematic'

**Internal Haystaq Model Name:** jan\_6th\_pardon\_some\_support\_aw2\_CT

FLAG: 20%

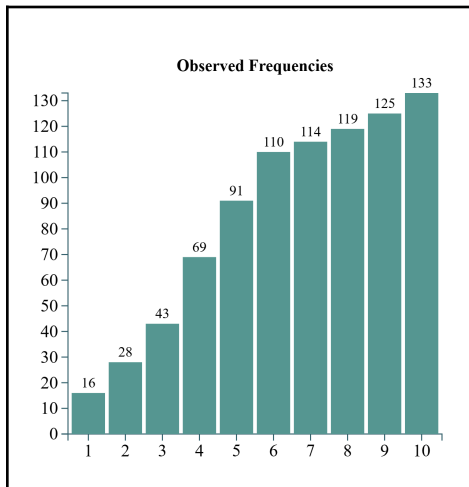


**hs\_jan\_6th\_pardons\_oppose**

**Dependent Variable:** Respondents who said 'All Problematic' vs. those who said 'All Justified', 'Some Problematic', 'Unsure'

**Internal Haystaq Model Name:** jan\_6th\_pardon\_some\_oppose\_aw\_CT

FLAG: 30%



**Job Seeker \***

**Source question:**

Are you likely to look for a new job in the next six months?

I am Retired or Do Not Work, Likely or Unlikely

**Included fields:**

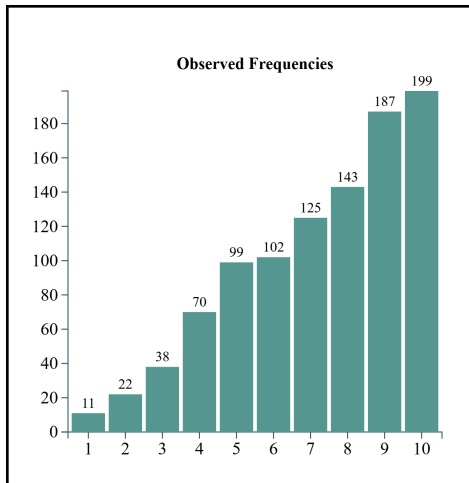
- hs\_job\_seeker\_likely
- hs\_job\_seeker\_unlikely
- hs\_job\_seeker\_does\_not\_work

**hs\_job\_seeker\_likely**

**Dependent Variable:** Respondents who answered 'Likely' vs those who answered 'Unlikely', 'Do Not Work'

**Internal Haystaq Model Name:** job\_seeker\_likely\_aw\_CT

FLAG: 15%

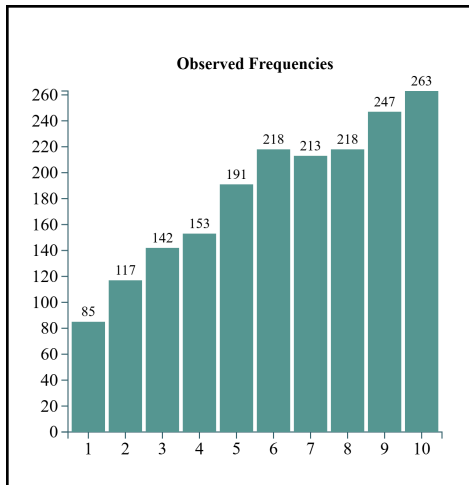


**hs\_job\_seeker\_unlikely**

**Dependent Variable:** Respondents who answered 'Unlikely' vs those who answered 'Likely', 'Do Not Work'

**Internal Haystaq Model Name:** job\_seeker\_no\_aw\_CT

FLAG: 20%

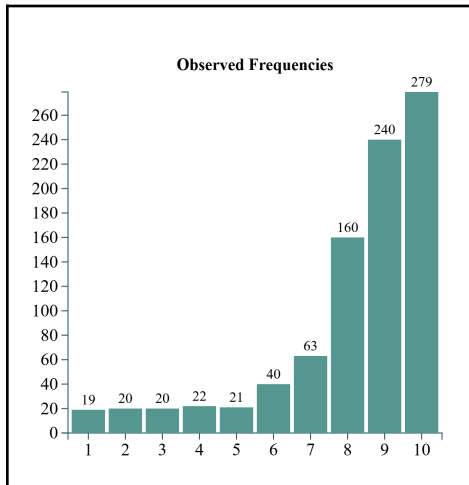


**hs\_job\_seeker\_does\_not\_work**

**Dependent Variable:** Respondents who answered 'Do Not Work' vs those who answered 'Unlikely', 'Likely'

**Internal Haystack Model Name:** job\_seeker\_does\_not\_work\_aw\_CT

FLAG: 20%



**Jobs Guarantee \***

**Source question:**

Do you support or oppose the idea of a Federal Jobs Guarantee, which would create a publicly funded job for any American who wants one.

Support a Jobs Guarantee, Oppose a Jobs Guarantee, Unsure

**Included fields:**

hs\_jobs\_guarantee\_support

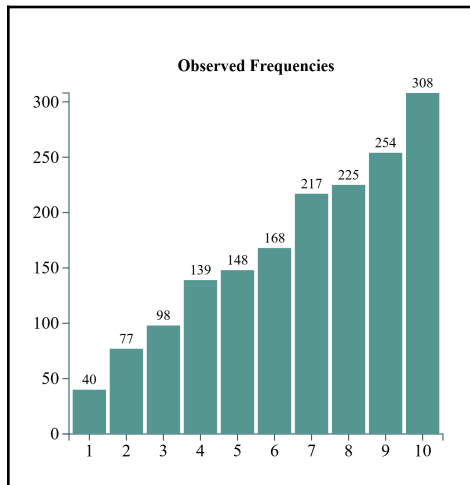
hs\_jobs\_guarantee\_oppose

**hs\_jobs\_guarantee\_support**

**Dependent Variable:** Respondents who said 'Support' vs. those who said 'Oppose' or 'Unsure'

**Internal Haystaq Model Name:** jobs\_guarantee\_support\_aw\_GB

FLAG: 20%

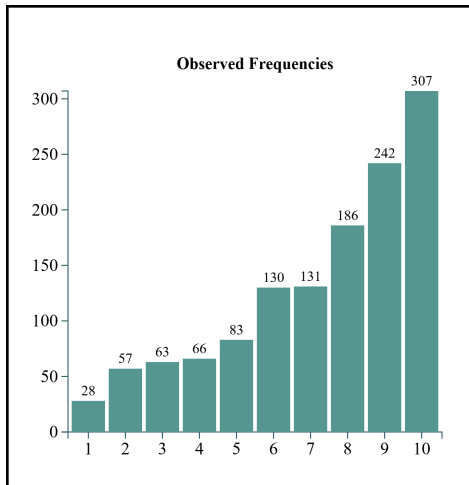


**hs\_jobs\_guarantee\_oppose**

**Dependent Variable:** Respondents who said 'Oppose' vs. those who said 'Support' or 'Unsure'

**Internal Haystaq Model Name:** jobs\_guarantee\_oppose\_aw\_CT

FLAG: 20%



## Marijuana \*

### Source question:

Thinking about marijuana laws in the US, do you support the legalization of marijuana or do you oppose any laws permitting the use of marijuana?

Unsure, Full Legalization of Marijuana, Oppose Marijuana

### Included fields:

hs\_marijuana\_legal\_oppose

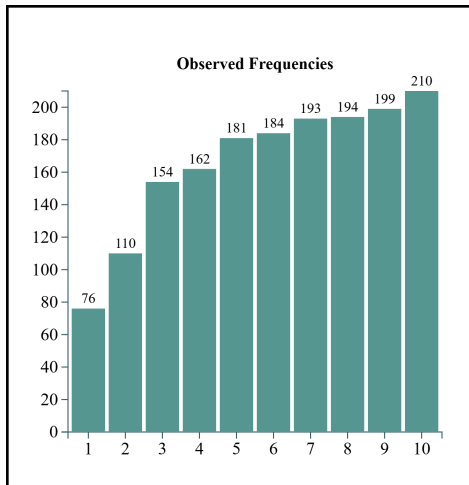
hs\_marijuana\_legal\_support

### hs\_marijuana\_legal\_support

**Dependent Variable:** Respondents who said 'Full Legalization of Marijuana', 'Unsure' vs. those who said 'Oppose Marijuana'

**Internal Haystaq Model Name:** marijuana\_legal\_aw2\_CT

FLAG: 20%

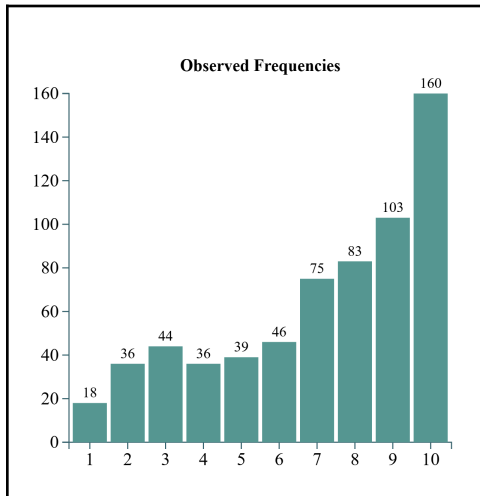


**hs\_marijuana\_illegal\_oppose**

**Dependent Variable:** Respondents who said 'Oppose Marijuana' vs. those who said 'Unsure' or 'Full Legalization of Marijuana'

**Internal Haystack Model Name:** marijuana\_illegal\_aw\_CT

FLAG: 10%



**Mass Deportations (Updated April 2026) \***

Updated in April 2026

**Source question:**

Do you support or oppose the Trump Administration's mass deportation of illegal immigrants?

Unsure, Strongly Support, Somewhat Support, Somewhat Oppose, Strongly Oppose

**Included fields:**

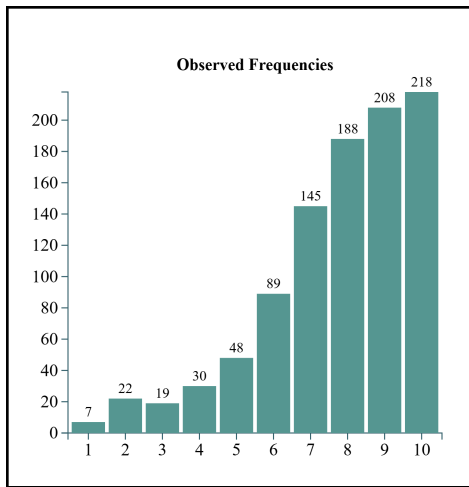
hs\_mass\_deportations\_support  
hs\_mass\_deportations\_oppose

**hs\_mass\_deportations\_support**

**Dependent Variable:** Respondents who said 'Strongly Support' vs. those who said 'Strongly Oppose'

**Internal Haystack Model Name:** mass\_deportations\_support\_str\_2w\_CT

FLAG: 25%

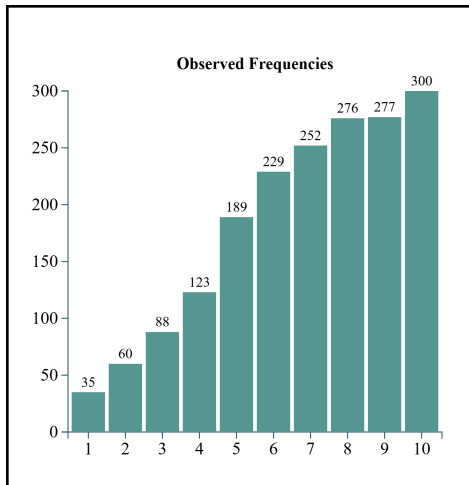


**hs\_mass\_deportations\_oppose**

**Dependent Variable:** Respondents who said 'Somewhat Oppose', 'Strongly Oppose' vs. those who said, 'Strongly Support', 'Somewhat Support' or 'Unsure'

**Internal Haystack Model Name:** mass\_deportations\_oppose\_aw2\_CT

FLAG: 30%



## Medicaid Expansion (Updated April 2026) \*

Updated in April 2026

### Source question:

Some states have expanded Medicaid coverage to low-income residents while other states have not. Those in favor contend that federal funding, which comes from taxpayers in all 50 states, covers the majority of expenses for a program giving healthcare access to many who would otherwise be uninsured. Those opposed argue that the program could lead to unexpected costs for the state. Are you in favor of Medicaid Expansion in your own state?

For Expansion, Against Expansion, Unsure

### Included fields:

hs\_medicaid\_expansion\_support

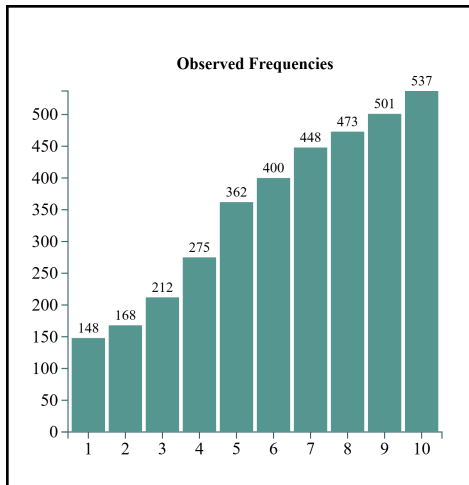
hs\_medicaid\_expansion\_oppose

### hs\_medicaid\_expansion\_support

**Dependent Variable:** Respondents who said 'For Expansion' vs. those who said 'Against', 'Unsure'

**Internal Haystaq Model Name:** medicaid\_expansion\_support\_aw\_LGB

FLAG: 25%

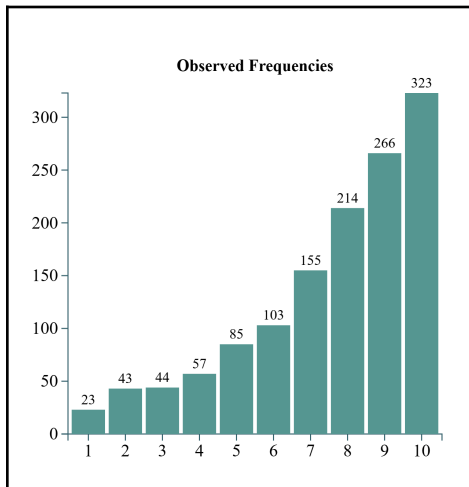


**hs\_medicaid\_expansion\_oppose**

**Dependent Variable:** Respondents who said 'Against' vs. those who said, 'Unsure', 'For Expansion'

**Internal Haystaq Model Name:** medicaid\_expansion\_oppose\_aw\_GB

FLAG: 20%



**Medicare For All (Updated April 2026) \***

Updated in April 2026

**Source question:**

Do you favor or oppose having a national health plan where everyone would be covered by a form of Medicare-for-all?

Strongly Favor, Somewhat Favor, Somewhat Oppose, Strongly Oppose, Unsure

**Included fields:**

hs\_medicare\_for\_all\_support

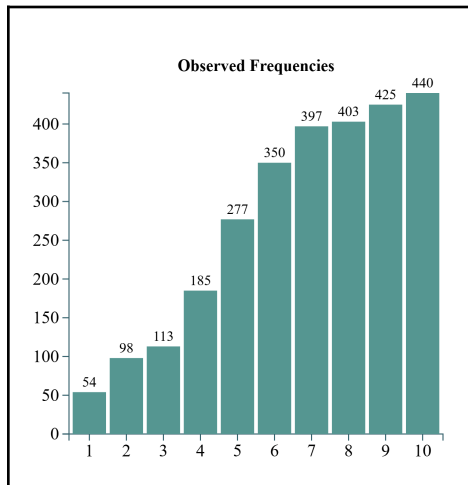
hs\_medicare\_for\_all\_oppose

**hs\_medicare\_for\_all\_support**

**Dependent Variable:** Respondents who said 'Strongly Favor' vs. those who said 'Strongly Oppose', 'Somewhat Oppose', 'Unsure'

**Internal Haystaq Model Name:** medicare\_for\_all\_str\_support\_aw\_LGB

FLAG: 30%

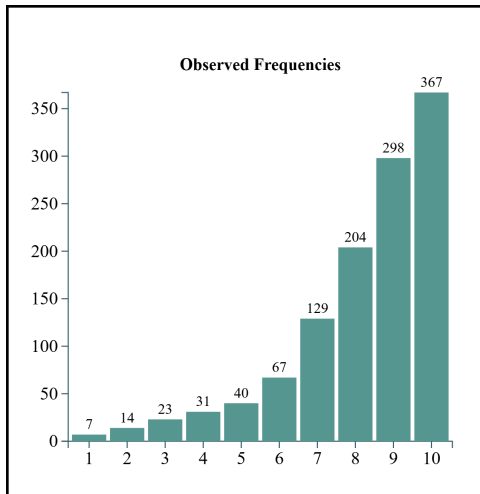


**hs\_medicare\_for\_all\_medicare\_for\_all\_oppose**

**Dependent Variable:** Respondents who said 'Strongly Oppose' vs. those who said 'Strongly Favor', 'Somewhat Favor', 'Unsure'

**Internal Haystaq Model Name:** medicare\_for\_all\_oppose\_aw\_CT

FLAG: 20%



## Mexican Wall (Updated April 2026) \*

Updated in April 2026

### Source question:

Do you support building a wall between the US and Mexico?

Strongly Support Wall, Somewhat Support, Neutral or Unsure, Somewhat Oppose, Strongly Oppose

### Included fields:

hs\_mexican\_wall\_support

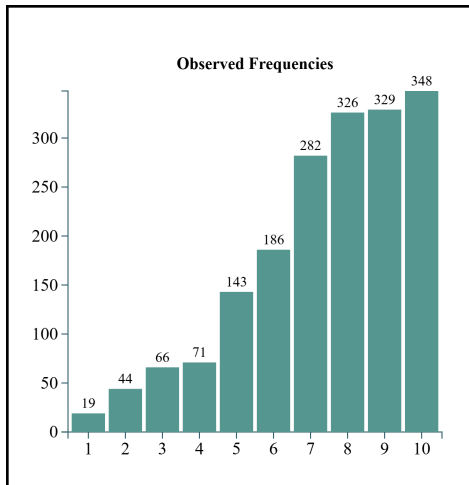
hs\_mexican\_wall\_oppose

### hs\_mexican\_wall\_support

**Dependent Variable:** Respondents who said 'Strongly Support' vs. those who said 'Strongly Oppose'

**Internal Haystaq Model Name:** mex\_wall\_support\_str\_2w\_CT

FLAG: 25%

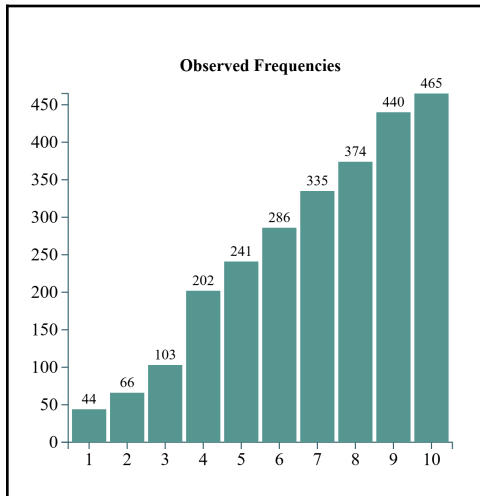


**hs\_mexican\_wall\_oppose**

**Dependent Variable:** Respondents who said 'Strongly Oppose', 'Somewhat Oppose' vs. those who said 'Neutral or Unsure', 'Strongly Support', 'Somewhat Support'

**Internal Haystaq Model Name:** mex\_wall\_oppose\_aw\_GB

FLAG: 20%



**Military Family Relationship (Updated April 2026)\***

Updated in April 2026

**Source question:**

Have you or any immediate family members served in the US Military?

Self, Immediate Family (Spouse, Sibling, Children or Parent), None

**Included fields:**

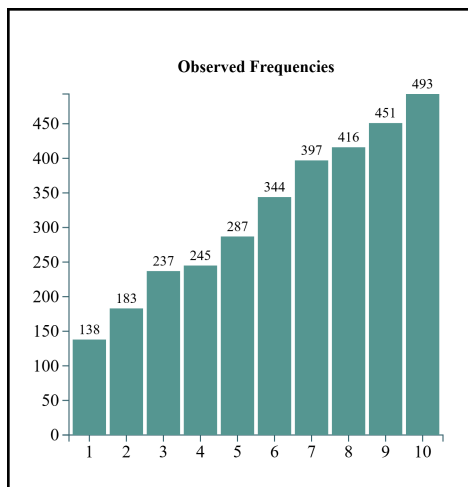
hs\_military\_family\_relationship\_yes  
hs\_military\_family\_relationship\_no

**hs\_military\_family\_relationship\_yes**

**Dependent Variable:** Respondents who said 'Self', 'Immediate family' vs. those who said 'None'

**Internal Haystaq Model Name:** military\_relationship\_yes\_2w\_CT

FLAG: 10%



**hs\_military\_family\_relationship\_no**

**Dependent Variable:** This DV is the inverse of the Yes- military family relationship score above

**Internal Haystaq Model Name:** inverse of military\_relationship\_yes\_2w

FLAG: 20%

**Minimum Wage (Fifteen Dollar) \***

**Source question:**

Do you support proposals to make the national minimum wage \$15 per hour?

Support, Oppose or Unsure

**Included fields:**

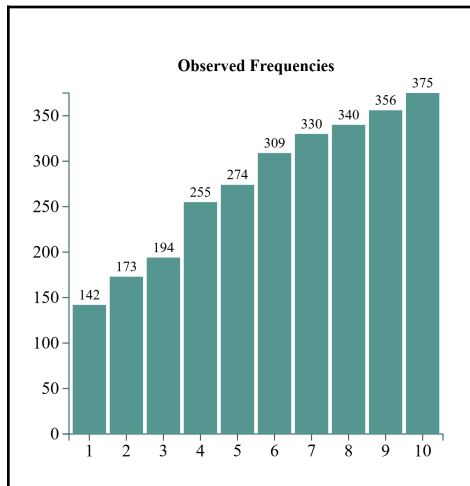
hs\_min\_wage\_15\_increase\_support  
hs\_min\_wage\_15\_increase\_oppose

**hs\_min\_wage\_15\_increase\_support**

**Dependent Variable:** Respondents who answered 'Support' vs those who answered 'Oppose' or 'Unsure'

**Internal Haystaq Model Name:** wage\_15\_support\_aw\_XG

FLAG: 25%

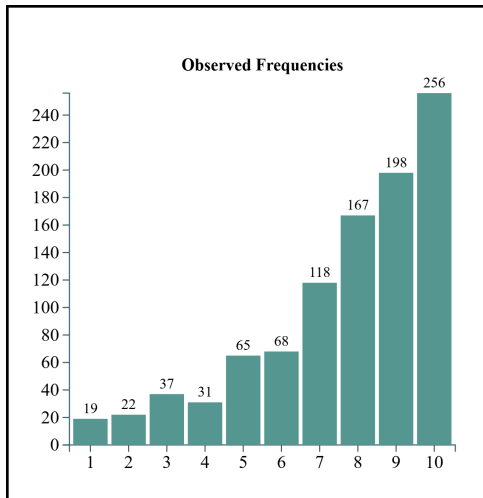


**hs\_min\_wage\_15\_increase\_oppose**

**Dependent Variable:** Respondents who answered 'Oppose' vs those who answered 'Support' or 'Unsure'

**Internal Haystaq Model Name:** wage\_15\_oppose\_aw\_CT

FLAG: 20%



## Minority Candidates \*

### Source question:

Thinking of candidates for political office, with all other factors being equal, do you prefer to support a non-white candidate over an equally-qualified white candidate?  
 Favor Minority Candidate, Do Not Favor Minority Candidate, Do Not Consider Race

### Included fields:

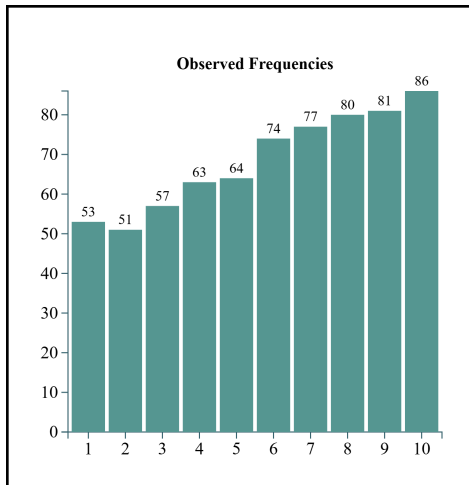
hs\_candidate\_minority\_prefer  
 hs\_candidate\_minority\_do\_not\_prefer

### hs\_candidate\_minority\_prefer

**Dependent Variable:** Respondents who said 'Favor' vs. those who said 'Do Not favor', 'Do Not Consider Race'

**Internal Haystaq Model Name:** minority\_candidates\_prefer\_aw\_CT

FLAG: 10%

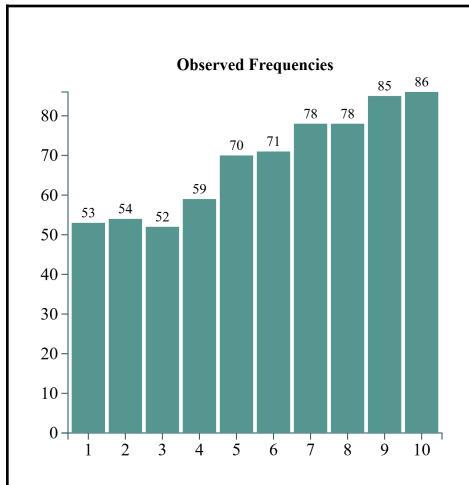


**hs\_candidate\_minority\_do\_not\_prefer**

**Dependent Variable:** This DV is the inverse of the Prefer Minority Candidates 2W model. Respondents who said 'Favor' vs. those who said 'Do Not Favor'

**Internal Haystaq Model Name:** inverse of minority\_candidates\_prefer\_2w\_GB

FLAG: 20%



**Most Important Policy \***

**Source question:**

Which type of policy position is most important when choosing a candidate to support?

Keeping Taxes and Inflation Low, Helping People in Need, Protecting the Environment, Protecting Traditional Judeo-Christian values, Keeping America safe, Something Else

**Included fields:**

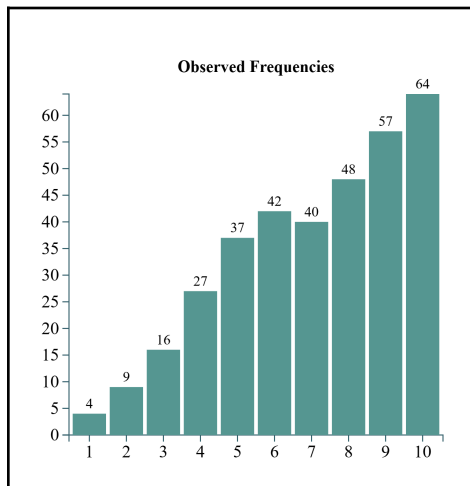
- hs\_most\_important\_policy\_item\_help\_people
- hs\_most\_important\_policy\_item\_environment
- hs\_most\_important\_policy\_keep\_safe
- hs\_most\_important\_policy\_item\_religious\_values
- hs\_most\_important\_policy\_item\_economics

**hs\_most\_important\_policy\_item\_help\_people**

**Dependent Variable:** Respondents who said 'Help People' vs. those who said 'Economics', 'Environment', 'Christian Values', 'Keep Safe', 'Something Else'

**Internal Haystaq Model Name:** most\_important\_policy\_help\_people\_aw\_CT

FLAG: 15%

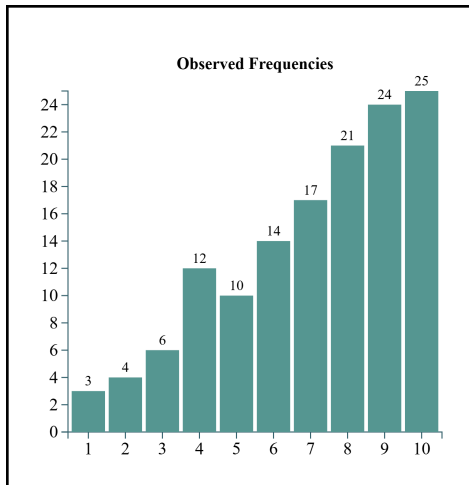


**hs\_most\_important\_policy\_item\_environment**

**Dependent Variable:** Respondents who said 'Environment' vs. those who said 'Economics', 'Help People', 'Christian Values', 'Keep Safe', 'Something Else'

**Internal Haystaq Model Name:** most\_important\_policy\_environment\_aw\_CT

FLAG: 20%

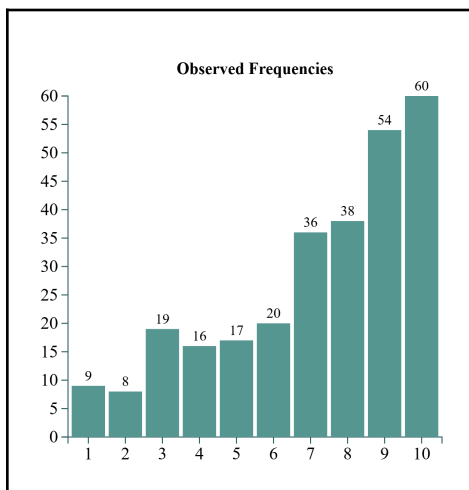


**hs\_most\_important\_policy\_keep\_safe**

**Dependent Variable:** Respondents who said 'Keep Safe' vs. those who said 'Economics', 'Help People', 'Environment', 'Christian Values', 'Something Else'

**Internal Haystaq Model Name:** most\_important\_policy\_keep\_safe\_aw\_GB

FLAG: 20%

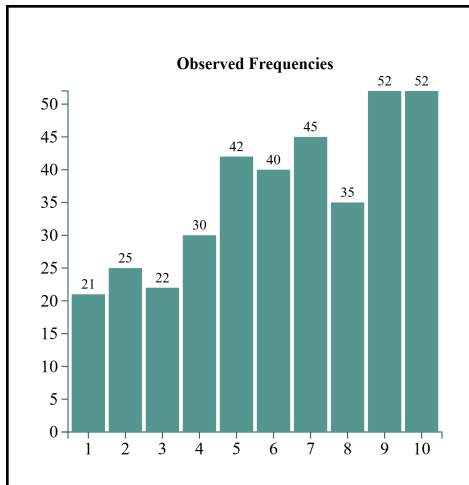


**hs\_most\_important\_policy\_item\_economics**

**Dependent Variable:** Respondents who said 'Economics' vs. those who said 'Help People', 'Environment', 'Christian Values', 'Keep Safe', 'Something Else'

**Internal Haystaq Model Name:** most\_important\_policy\_economics\_aw\_GB

FLAG: 20%

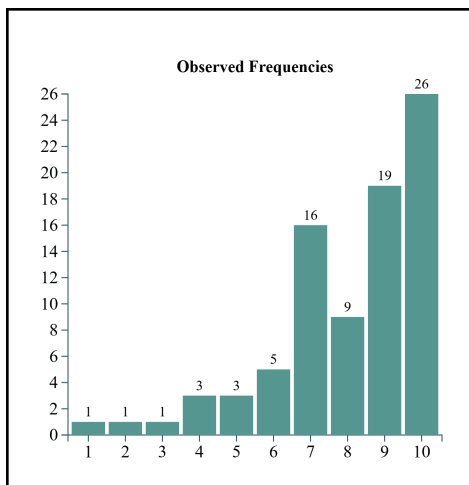


**hs\_most\_important\_policy\_item\_religious\_values**

**Dependent Variable:** Respondents who said 'Very Liberal' or 'Somewhat Liberal' vs. those who said 'Somewhat Conservative' or 'Very Conservative'

**Internal Haystaq Model Name:**most\_important\_policy\_judeo\_christian\_values\_aw\_CT

FLAG: 10%



**Obamacare (Modified/Updated April 2026) \***

Modified April 2026

**Source question:**

Which comes closest to your opinion on the Affordable Care Act or Obamacare: that it is beneficial but doesn't go far enough, that it should be preserved as it is with its

subsidies extended, that it should be preserved but not subsidized, or that it goes too far and should be repealed and replaced?

Not Far Enough, Preserve With Subsidies, Preserve Without Subsidies, Repeal, Unsure

**Included fields:**

hs\_obamacare\_aca\_expand

hs\_obamacare\_aca\_oppose

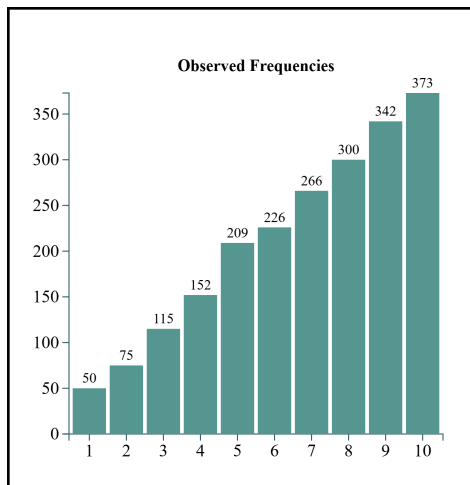
hs\_obamacare\_aca\_protect

**hs\_obamacare\_aca\_expand**

**Dependent Variable:** Respondents who said 'Not Far Enough' vs those who said 'Preserve Without Subsidies', 'Preserve With Subsidies', 'Repeal' or 'Unsure'

**Internal Haystaq Model Name:** obamacare\_not\_far\_enough\_aw\_GB

FLAG: 20%

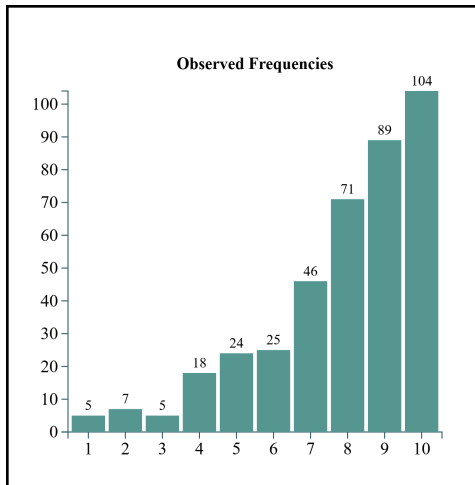


**hs\_obamacare\_aca\_oppose**

**Dependent Variable:** Respondents who said 'Repeal' vs those who said 'Preserve With Subsidies', 'Not Far Enough' or 'Unsure'

**Internal Haystaq Model Name:** obamacare\_repeal\_aw2\_CT

FLAG: 20%

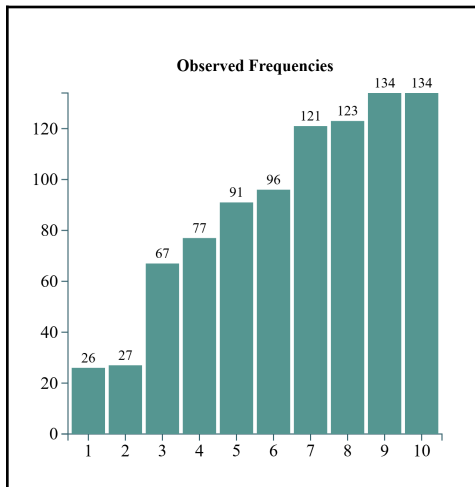


**hs\_obamacare\_aca\_protect**

**Dependent Variable:** Respondents who said 'Not Far Enough' or 'Preserve With Subsidies' vs those who said 'Preserve Without Subsidies', 'Unsure', or 'Repeal'

**Internal Haystaq Model Name:** obamacare\_preserve\_as\_is\_2w\_CT

FLAG: 20%



**Online Gaming \***

**Source question:**

Do you believe that internet gaming like online poker, daily fantasy, and internet sports betting should be legal and regulated?  
Fully Legalized, Some Restrictions Eased, Neutral or Unsure, Remain Largely Illegal, Remain Illegal and More Enforcement

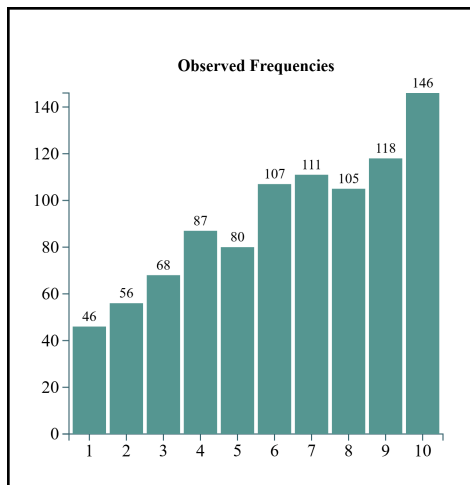
**Included fields:**

hs\_online\_gambling\_more\_legal  
hs\_online\_gambling\_less\_legal

**hs\_online\_gambling\_more\_legal**

**Dependent Variable:** Respondents who said 'Fully Legalized' vs. those who said 'Remain Largely Illegal', 'Remain Illegal and More Enforcement'

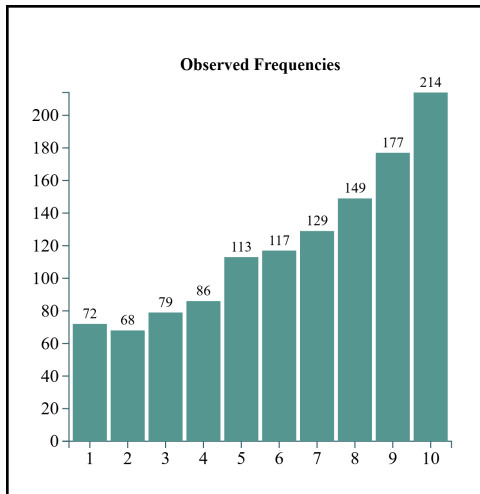
**Internal Haystaq Model Name:** online\_gaming\_fully\_legal\_2w\_XG  
FLAG: 10%



**hs\_online\_gambling\_less\_legal**

**Dependent Variable:** Respondents who said 'Remain Largely Illegal', 'Remain Illegal and More Enforcement' vs. those who said 'Fully Legalized', 'Some Restrictions Eased', 'Unsure'

**Internal Haystaq Model Name:** online\_gaming\_remain\_illegal\_CT  
FLAG: 20%



## Opioid Crisis Response \*

### Source question:

What do you think the best strategy is for dealing with the opioid crisis, tougher enforcement of our laws for drug dealers and users or increased treatment programs?  
Tougher, Treatment, Unsure

### Included fields:

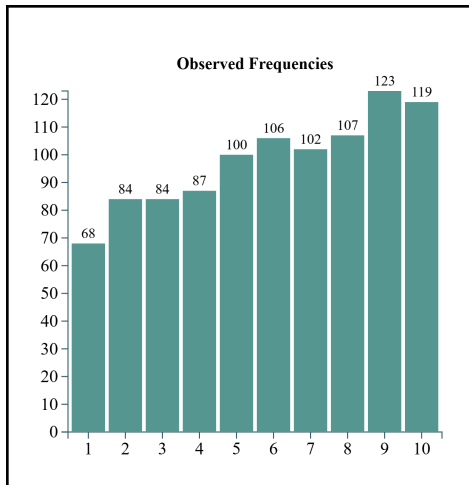
hs\_opioid\_crisis\_treat  
hs\_opioid\_crisis\_enforce

### hs\_opioid\_crisis\_treat

**Dependent Variable:** Respondents who said 'Treatment' vs. those who said 'Tougher'

**Internal Haystaq Model Name:** opioid\_treat\_2w\_v2\_GB

FLAG: 20%

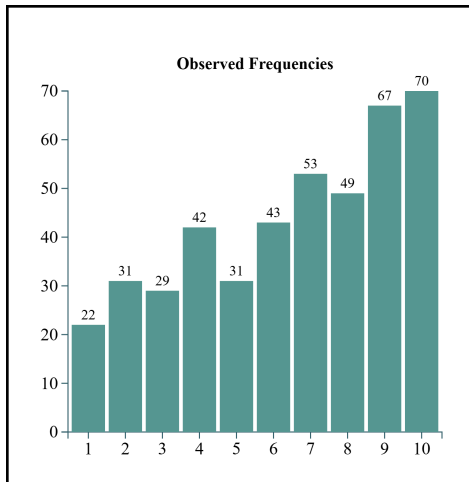


**hs\_opioid\_crisis\_criminalize**

**Dependent Variable:** Respondents who said 'Tougher' vs. those who said 'Treatment', 'Unsure'

**Internal Haystaq Model Name:** opioid\_criminalize\_aw\_v2\_GB

FLAG: 20%



**Partisanship (Updated April 2026) \***

Updated in April 2026

**Source question:**

When you vote, would you say that you always vote for Democrats, mostly vote for Democrats, mostly vote for Republicans, always vote for Republicans, or usually vote for a third party?

Always Vote for Democrats, Mostly Vote for Democrats, Always Vote for Republicans, Mostly Vote for Republicans, Third Party

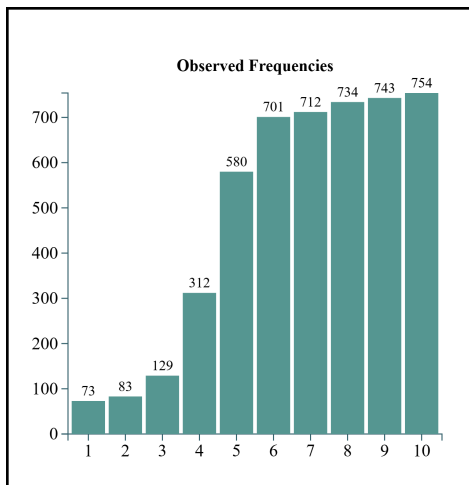
**Included fields:**

- hs\_ideology\_overall\_party\_dem\_strong
- hs\_ideology\_overall\_party\_dem
- hf\_ideology\_overall\_party\_dem\_weak
- hs\_ideology\_overall\_party\_indep
- hs\_ideology\_overall\_party\_gop\_strong
- hs\_ideology\_overall\_party\_gop
- hf\_ideology\_overall\_party\_gop\_weak

**hs\_ideology\_overall\_party\_dem\_strong.**

**Dependent Variable:** Respondents who said 'Always Vote for Democrats' vs. those who said 'Always Vote for Republicans'

**Internal Haystaq Model Name:** partisanship\_str\_dem\_2w\_CT  
FLAG: 10%

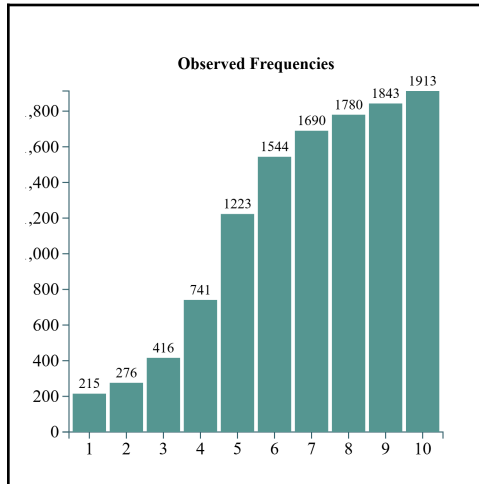


**hs\_ideology\_overall\_party\_dem**

**Dependent Variable:** Respondents who said 'Always Vote for Democrats' or 'Mostly Democrats' vs. those who said 'Always Vote for Republicans', 'Mostly Vote for Republicans'

**Internal Haystaq Model Name:** partisanship\_dem\_2w\_GB

FLAG: 25%



**hf\_ideology\_overall\_party\_dem\_weak\_flag**

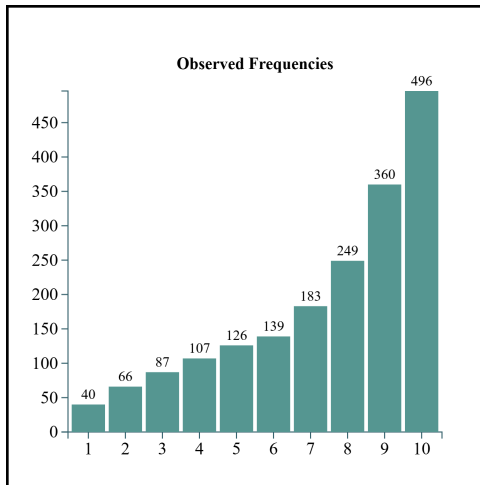
Combination of Party Strong Democrat Score & Party Democrat Score. Flagged for people who are in the top 50% of the Party Democrat Score but are not, but are not high enough to be flagged as Party Strong Democrat, Party Democrat, or Party Independent. This is only provided as a flag.

**hs\_ideology\_overall\_party\_indep**

**Dependent Variable:** Respondents who said 'Third Party' vs. those who said 'Always Vote for Republicans' or 'Always Vote for Democrats'

**Internal Haystaq Model Name:** partisanship\_third\_party\_aw2\_CT

FLAG: 10%



### hs\_ideology\_overall\_party\_gop\_strong

**Dependent Variable:** This DV is the inverse of the Strong Dem Ideology model above.

**Internal Haystaq Model Name:** inverse of partisanship\_str\_dem\_2w\_CT

FLAG: 10%

### hs\_ideology\_overall\_party\_gop

**Dependent Variable:** This DV is the inverse of the Dem Ideology model above.

**Internal Haystaq Model Name:** inverse of partisanship\_dem\_2w\_GB

FLAG: 25%

### hf\_ideology\_overall\_party\_gop\_weak\_flag

Combination of Party Strong Republican Score & Party Republican Score. Flagged for people who are in the top 50% of the Party Republican Score but are not, but are not high enough to be flagged as Party Republican Democrat, Party Republican, or Party Independent.

This is only provided as a flag

## Party Leadership (new April 2026)

Introduced April 2026

**Source question:**

For the political party for whom you most often vote, do you approve or disapprove of their leadership?

Unsure, Strongly Approve, Somewhat Approve, Somewhat Disapprove, Strongly Disapprove

**Included fields:**

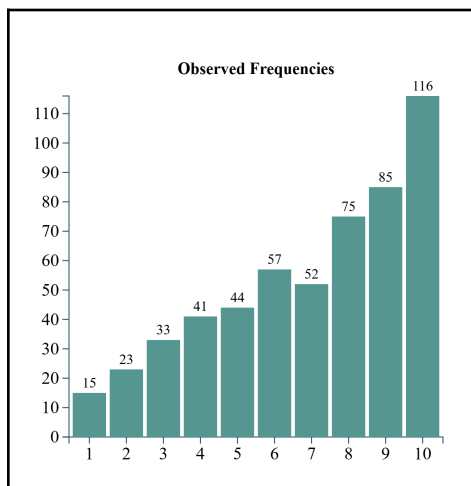
- hs\_party\_leadership\_all\_approve
- hs\_party\_leadership\_all\_disapprove

**hs\_party\_leadership\_all\_approve**

**Dependent Variable:** Respondents who said 'Strongly Approve' vs those who said 'Unsure', 'Somewhat Approve', 'Somewhat Disapprove', or 'Strongly Disapprove')

**Internal Haystaq Model Name:** party\_leadership\_all\_str\_approve\_aw2\_GB

FLAG: 20%

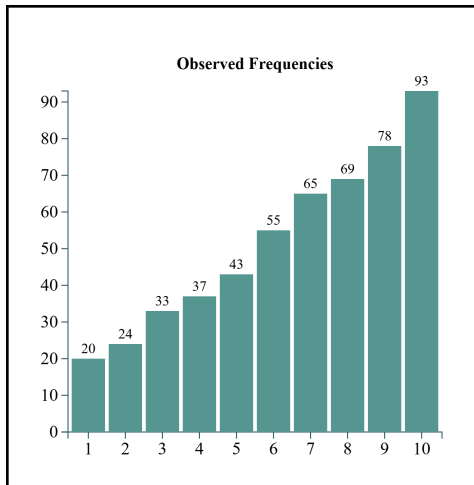


**hs\_party\_leadership\_all\_disapprove**

**Dependent Variable:** Respondents who said 'Somewhat Disapprove', or 'Strongly Disapprove' s those who said 'Strongly Approve',

**Internal Haystaq Model Name:** party\_leadership\_all\_disapprove\_2w\_GB

FLAG: 20%



## Pipelines \*

### Source question:

Are you likely to support or oppose new fossil fuel infrastructure, including fracking wells and oil and natural gas pipelines?

Support Oil/Gas Infrastructure, Oppose Oil/Gas Infrastructure, Unsure

### Included fields:

hs\_pipeline\_fracking\_oppose

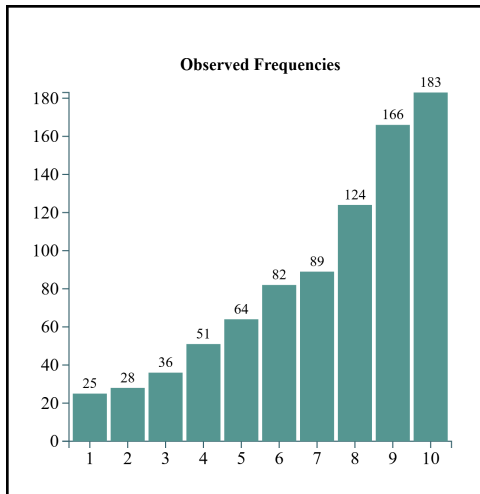
hs\_pipeline\_fracking\_support

### hs\_pipeline\_fracking\_support

**Dependent Variable:** Respondents who said 'Support New Infrastructure' vs. those who said 'Oppose New Infrastructure' or 'Unsure'

**Internal Haystaq Model Name:** pipeline\_fracking\_support\_infrastructure\_aw\_GB

FLAG: 20%

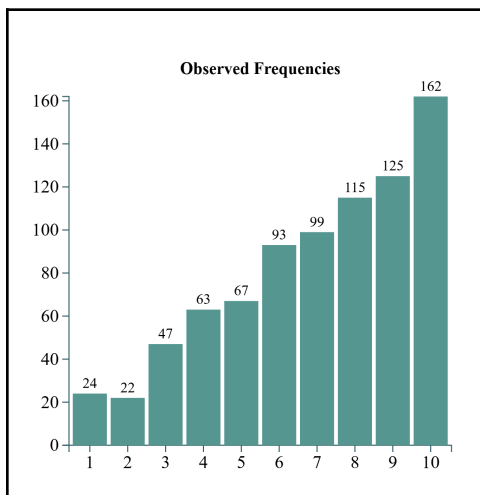


**hs\_pipeline\_fracking\_oppose**

**Dependent Variable:** Respondents who said 'Oppose New Infrastructure' vs those who said 'Support New Infrastructure' or 'Unsure'

**Internal Haystaq Model Name:** pipeline\_fracking\_oppose\_infrastructure\_2w\_CT

FLAG: 25%



**Podcast Listener (Updated April 2026)**

Updated in April 2026

**Source question:**

Do you listen to podcasts often?

Often, Occasionally, Never

**Included fields:**

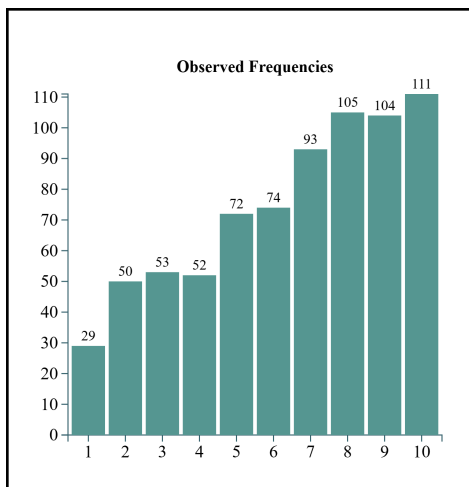
podcast\_listener\_yes  
podcast\_listener\_no

**podcast\_listener\_yes**

**Dependent Variable:** Respondents who said 'Often' vs. those who said 'Never'

**Internal Haystaq Model Name:** podcast\_listener\_often\_2w\_CT

FLAG: 25%

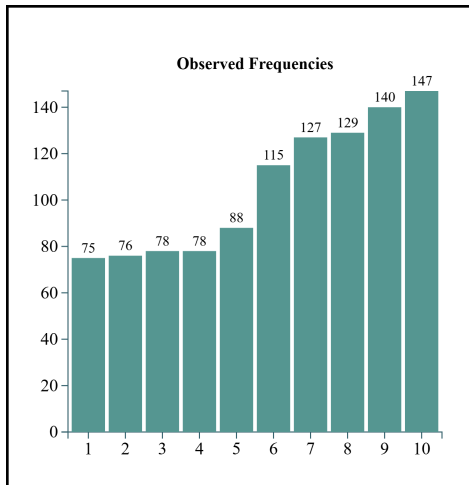


**podcast\_listener\_no**

**Dependent Variable:** Respondents who said 'Never' vs. those who said 'Often', 'Occasionally'

**Internal Haystaq Model Name:** podcast\_listener\_never\_aw\_CT

FLAG: 20%



## Political Podcasters (new April 2026)

Introduced April 2026

### Source question:

Which of these political podcasts would you be most likely to listen to:

Don't Listen to Podcasts, The Tucker Carlson Show, The Joe Rogan Experience, The Daily, Meidas Touch, None of These

### Included fields:

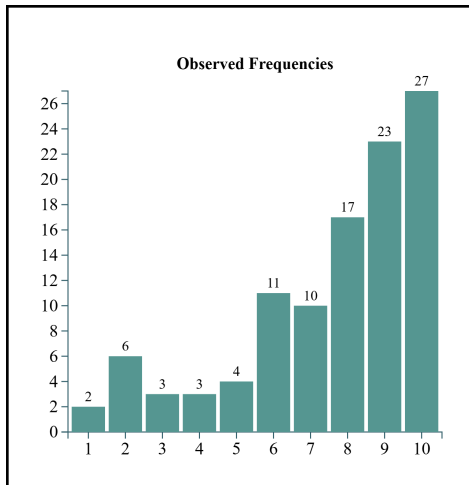
hs\_listen\_podcaster\_carlson  
 hs\_listen\_podcaster\_daily  
 hs\_listen\_podcaster\_meidas  
 hs\_listen\_podcaster\_rogan  
 hs\_listen\_podcaster\_left\_leaning  
 hs\_listen\_podcaster\_right\_leaning

### hs\_listen\_podcaster\_carlson

**Dependent Variable:** Respondents who said 'The Tucker Carlson Show' vs those who said 'The Joe Rogan Experience', 'The Daily', 'Meidas Touch', 'None of These'

**Internal Haystack Model Name:** political\_podcaster\_carlson\_aw3\_CT

FLAG: 10%

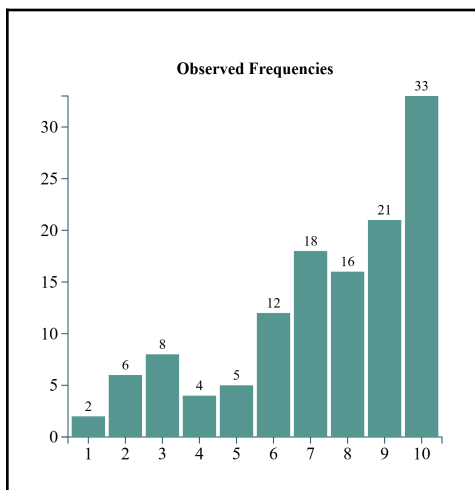


**hs\_listen\_podcaster\_daily**

**Dependent Variable:** Respondents who said 'The Daily' vs those who said 'Don't Listen to Podcasts', 'The Tucker Carlson Show', 'The Joe Rogan Experience', 'None of These'

**Internal Haystaq Model Name:** political\_podcaster\_daily\_aw2\_CT

FLAG: 10%

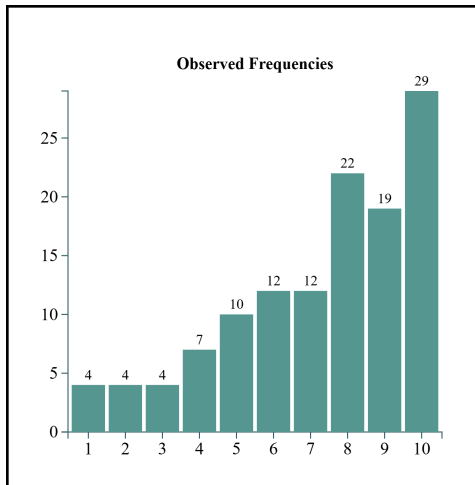


**hs\_listen\_podcaster\_meidas**

**Dependent Variable:** Respondents who said 'Meidas Touch' vs those who said 'The Tucker Carlson Show', 'The Joe Rogan Experience', 'The Daily', 'None of These'

**Internal Haystaq Model Name:** political\_podcaster\_meidas\_aw3\_CT

FLAG: 10%

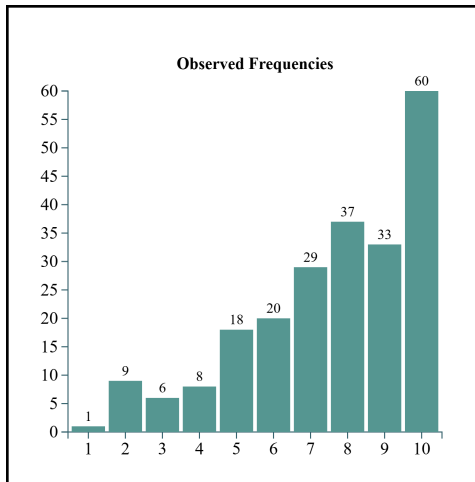


**hs\_listen\_podcaster\_rogan**

**Dependent Variable:** Respondents who said 'The Joe Rogan Experience' vs those who said 'Don't Listen to Podcasts', 'The Daily', 'Meidas Touch', 'None of These'

**Internal Haystaq Model Name:** political\_podcaster\_rogan\_aw2\_CT

FLAG: 10%

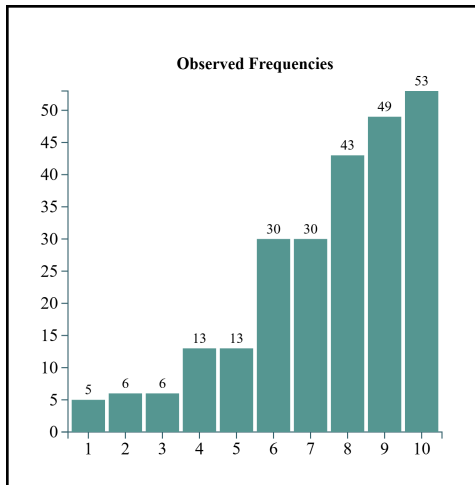


**hs\_listen\_podcaster\_left\_leaning**

**Dependent Variable:** Respondents who said 'The Daily' or 'Meidas Touch', vs those who said 'The Tucker Carlson Show' or 'The Joe Rogan Experience'

**Internal Haystaq Model Name:** political\_podcaster\_left\_2w\_CT

FLAG: 20%

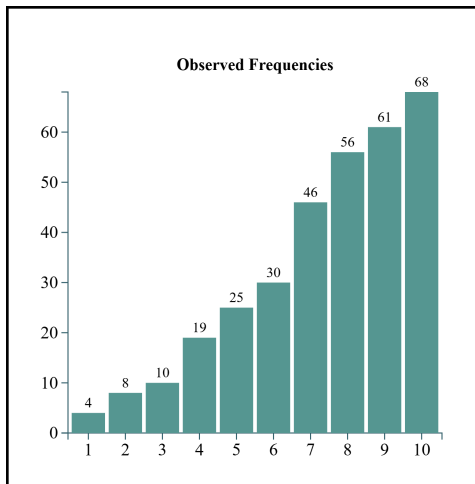


**hs\_listen\_podcaster\_right\_leaning**

**Dependent Variable:** Respondents who said 'The Tucker Carlson Show' or 'The Joe Rogan Experience' vs those who said 'Don't Listen to Podcasts', 'The Daily', 'Meidas Touch', 'None of These'

**Internal Haystaq Model Name:** political\_podcaster\_right\_aw\_CT

FLAG: 20%



**Politician Trolls (new April 2026)**

Introduced April 2026

**Source question:**

What is your reaction when prominent politicians in a party you support, give speeches or make social media posts that seem intended to purposefully anger or troll opposing politicians and their supporters?

Unsure, Undignified or Disqualifying, Unfortunate Part of Politics, Important Skill, Entertaining

**Included fields:**

hs\_political\_troll\_entertaining

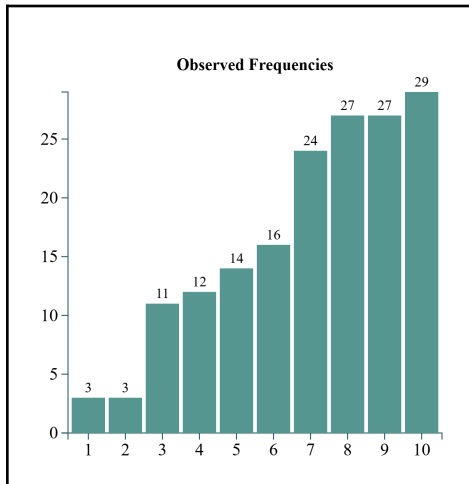
hs\_political\_troll\_negative

**hs\_political\_troll\_entertaining**

**Dependent Variable:** Respondents who said 'Entertaining' vs those who said 'Undignified or Disqualifying'

**Internal Haystaq Model Name:** political\_troll\_entertaining\_2w\_CT

FLAG: 10%

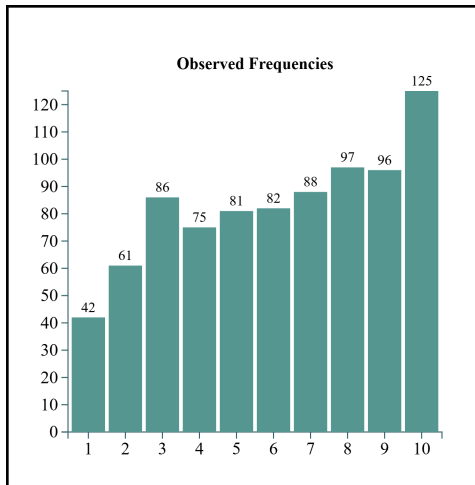


**hs\_political\_troll\_negative**

**Dependent Variable:** Respondents who said 'Undignified or Disqualifying' vs those who said 'Unsure', 'Unfortunate Part of Politics', 'Important Skill', 'Entertaining'

**Internal Haystaq Model Name:** political\_troll\_negative\_aw\_CT

FLAG: 30%



## Police \*

### Source question:

How much do you trust the police to treat everyone fairly and equally?  
 Entirely, Significant Amount, Some, Little, Not at All

### Included fields:

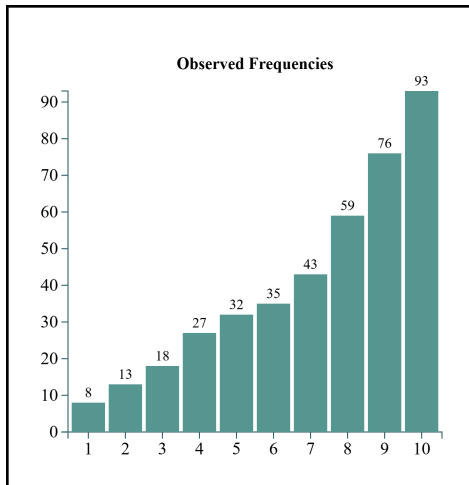
hs\_police\_trust\_no\_aw  
 hs\_police\_trust\_yes\_aw

### hs\_police\_trust\_no

**Dependent Variable:** Respondents who said 'Not at All', 'Little' vs. those who said 'Some', 'Entirely', 'Significant amount'

**Internal Haystack Model Name:** police\_trust\_no\_aw\_CT

FLAG: 20%

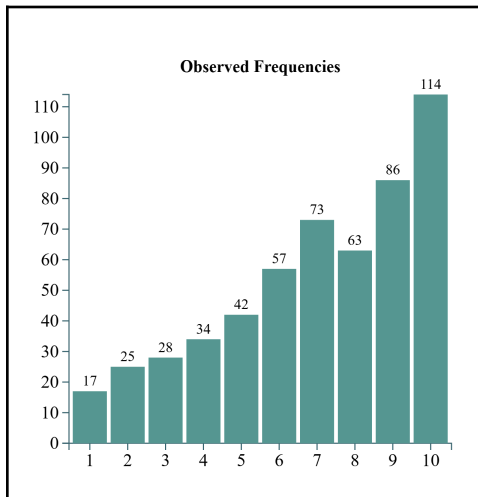


**hs\_police\_trust\_yes**

**Dependent Variable:** Respondents who said 'Entirely', 'Significant Amount' vs. those who said 'Some', 'Little', 'None'

**Internal Haystaq Model Name:** police\_trust\_yes\_aw\_CT

FLAG: 20%



**Political Donations (Updated April 2026) \***

Updated in April 2026

**Source question:**

How likely are you to donate to a political campaign in the coming year?

Very Likely, Somewhat Likely, Somewhat Unlikely, Very Unlikely

**Included fields:**

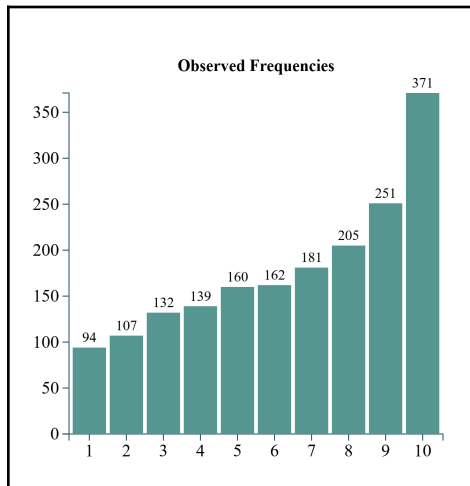
hs\_political\_donations\_likely  
hs\_political\_donations\_unlikely

**hs\_political\_donations\_likely**

**Dependent Variable:** Respondents who said 'Very Likely', 'Somewhat Likely' vs. those who said 'Somewhat Unlikely', 'Very Unlikely'

**Internal Haystaq Model Name:** political\_donations\_likely\_2w\_CT

FLAG: 10%



**hs\_political\_donations\_unlikely**

**Dependent Variable:** This DV is the inverse of the Likely Political Donations model above

**Internal Haystaq Model Name:** inverse of political\_donations\_likely\_2w\_CT

FLAG: 30%

**Politician Age \***

**Source question:**

Would you support or oppose a maximum age of 75 for federally elected officials?  
Unsure, Strongly Approve, Somewhat Approve, Somewhat Disapprove, Strongly Disapprove

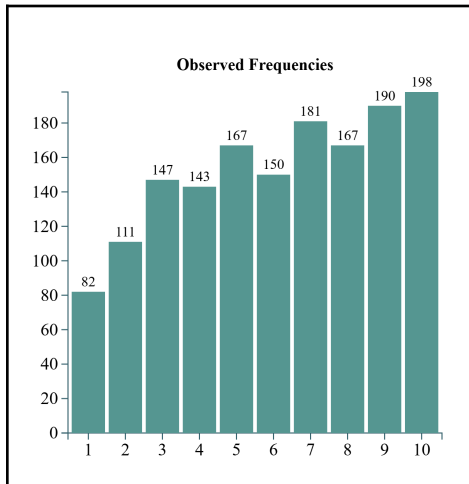
**Included fields:**

- hs\_age\_limit\_support\_dem
- hs\_age\_limit\_oppose\_dem
- hs\_age\_limit\_support
- hs\_age\_limit\_oppose

**hs\_age\_limit\_support**

**Dependent Variable:** Respondents who answered 'Strongly Support' vs those who answered 'Somewhat Oppose', 'Strongly Oppose', 'Unsure'

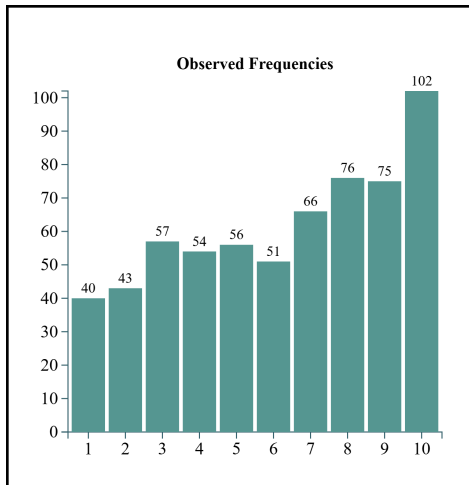
**Internal Haystaq Model Name:** politician\_age\_limit\_strongly\_support\_aw\_CT  
FLAG: 20%



**hs\_age\_limit\_oppose**

**Dependent Variable:** Respondents who answered 'Strongly Oppose' vs those who answered 'Somewhat Support', 'Strongly Support', 'Unsure'

**Internal Haystaq Model Name:** politician\_age\_limit\_strongly\_oppose\_aw\_CT  
FLAG: 10%

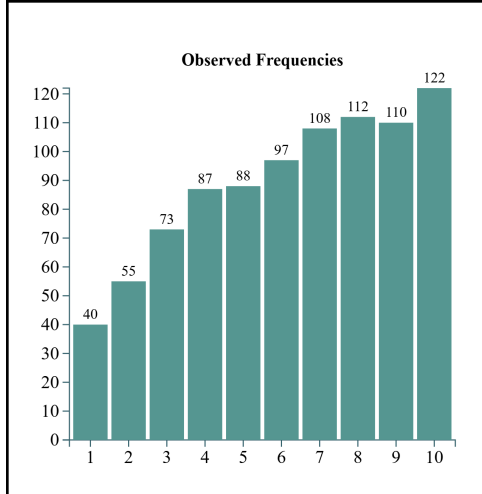


**hs\_age\_limit\_support\_dem.**

**\*Note: This score was limited to likely Democrats**

**Dependent Variable:** Respondents who answered 'Strongly Support' vs those who answered 'Somewhat Oppose', 'Strongly Oppose', 'Unsure' – Limited to Likely Dems

**Internal Haystaq Model Name:** politician\_age\_limit\_strongly\_support\_dem\_aw\_CT  
**FLAG:** 20%

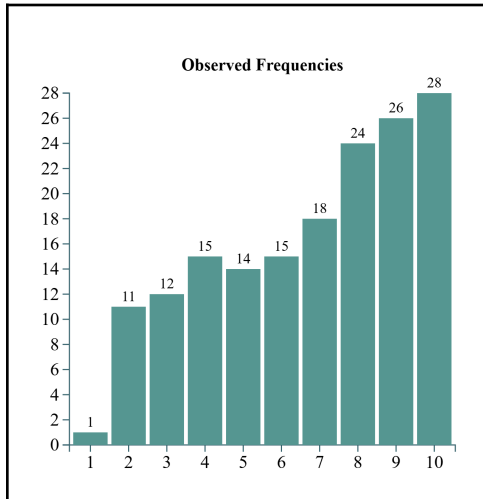


**hs\_age\_limit\_oppose\_dem**

**\*Note: This score was limited to likely Democrats**

**Dependent Variable:** Respondents who answered 'Strongly Oppose' vs those who answered 'Somewhat Support', 'Strongly Support', 'Unsure' – Limited to Likely Dems

**Internal Haystaq Model Name:** politician\_age\_limit\_strongly\_oppose\_dem\_aw\_CT  
**FLAG:** 25%



## Primary Election Choice (Updated April 2026) \*

Updated April 2026

**Source question:**

When you vote in primaries do you typically vote in the Democratic ones or the Republican ones?

Democratic, Republican, Don't Vote in Primaries, Unsure

**Included fields:**

hs\_ideology\_primary\_election\_dem\_prim\_voter

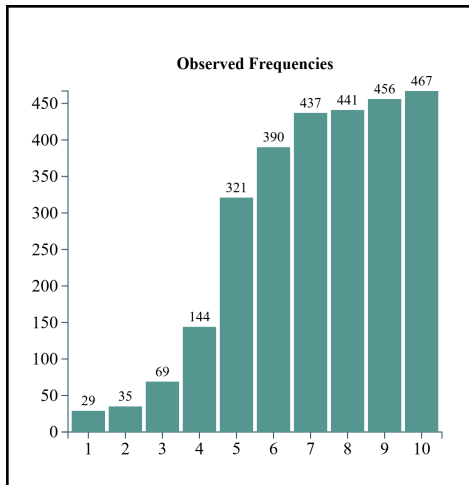
hs\_ideology\_primary\_election\_gop\_prim\_voter

### hs\_ideology\_primary\_election\_dem\_prim\_voter

**Dependent Variable:** Respondents who said 'Democratic' vs those who said 'Republican'

**Internal Haystaq Model Name:** primary\_dem\_2w\_CT

**FLAG:** 30%



### hs\_ideology\_primary\_election\_gop\_prim\_voter

**Dependent Variable:** This model is the inverse of Primary Election - Democratic Voter model above

**Internal Haystaq Model Name:** inverse of primary\_dem\_2w\_CT

FLAG: 30%

## Public Transit Funding \*

**Source question:**

Would you support expanded funding for public transportation such as buses, subways and commuter rail in your state or community even if it meant your taxes could go up?  
Support Higher Funding, Oppose Higher Funding, Unsure

**Included fields:**

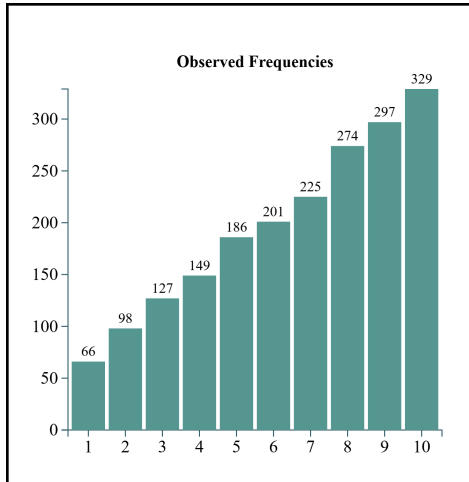
- public\_transit\_support
- public\_transit\_oppose

### hs\_public\_transit\_support

**Dependent Variable:** Respondents who said 'Support Higher Funding' vs. those who said 'Oppose Higher Funding', 'Unsure'

**Internal Haystaq Model Name:** public\_transit\_support\_funding\_aw\_CT

FLAG: 25%

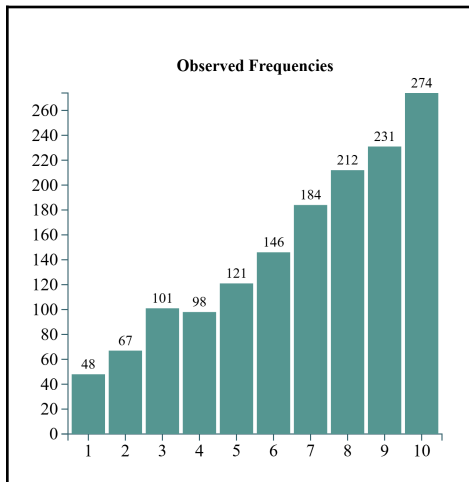


### hs\_public\_transit\_oppose

**Dependent Variable:** Respondents who said 'Oppose Higher Funding' vs. those who said 'Support Funding' or 'Unsure'

**Internal Haystaq Model Name:** public\_transit\_oppose\_funding\_aw\_CT

FLAG: 10%



## Race College Admissions \*

**Source question:**

Recently, the U.S. Supreme Court decided colleges and universities can no longer take race or ethnicity into consideration during the admissions process. Should colleges and universities be allowed to consider race during admissions?  
Unsure, Should Consider Race, Should Not Consider Race

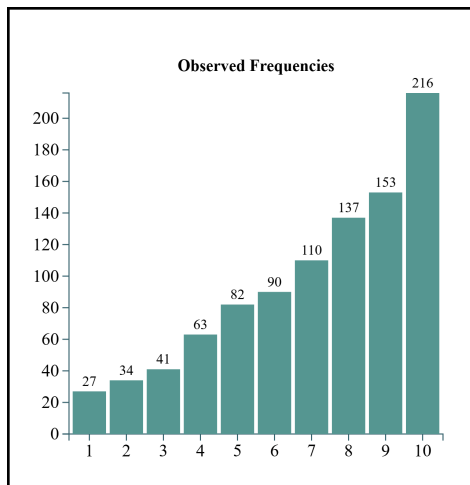
**Included fields:**

- hs\_college\_admissions\_consider\_race
- hs\_college\_admissions\_do\_not\_consider\_race

**hs\_college\_admissions\_consider\_race**

**Dependent Variable:** Respondents who answered 'Consider Race' vs those who answered 'Do Not Consider Race', 'Unsure'

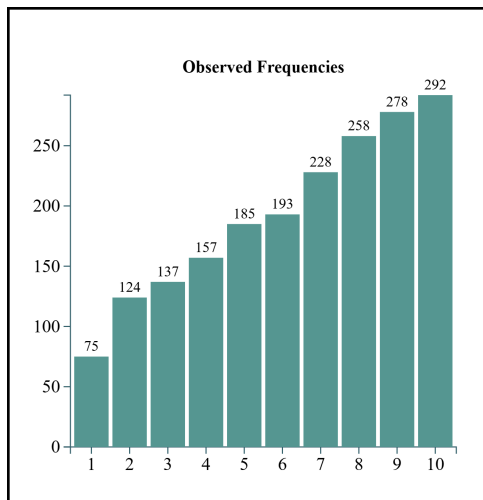
**Internal Haystaq Model Name:** race\_college\_admissions\_consider\_aw\_CT  
FLAG: 20%



**hs\_college\_admissions\_do\_not\_consider\_race**

**Dependent Variable:** Respondents who answered 'Do Not Consider Race' vs those who answered 'Consider Race', 'Unsure'

**Internal Haystaq Model Name:** race\_college\_admissions\_do\_not\_consider\_aw\_CT  
FLAG: 25%



## Rank Choice Voting \*

### Source question:

Do you support electoral systems that allow voters to rank candidates in order of preference, widely known as Ranked Choice Voting? Unfamiliar with Rank Choice Voting, Strongly Support Rank Choice Voting, Somewhat Support Rank Choice Voting, Somewhat Against Rank Choice Voting, Strongly Against Rank Choice Voting

### Included fields:

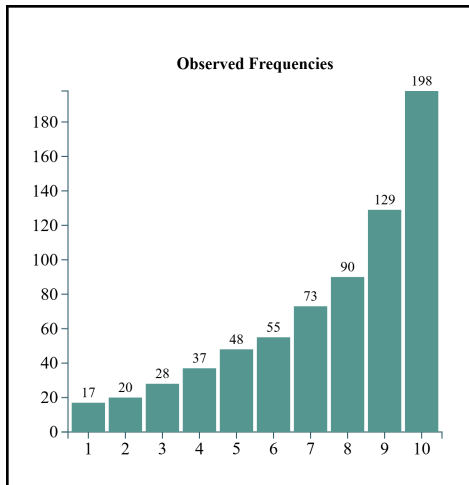
hs\_rank\_choice\_voting\_support,  
hs\_rank\_choice\_voting\_oppose

### hs\_rank\_choice\_voting\_support

**Dependent Variable:** Respondents who said 'Strongly Support' vs. those who said 'Strongly Oppose', 'Somewhat Oppose', 'Unfamiliar'

**Internal Haystaq Model Name:** rank\_choice\_voting\_str\_support\_aw\_GB

FLAG: 15%

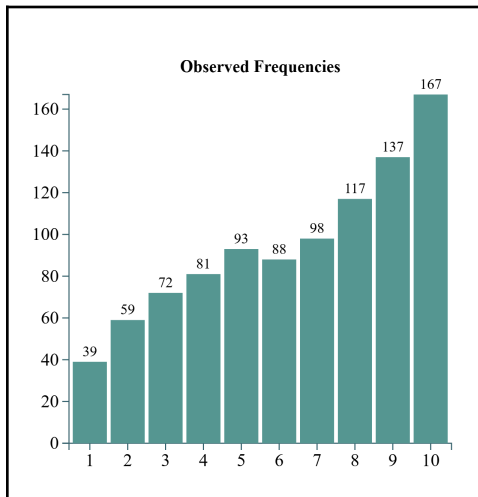


**hs\_rank\_choice\_voting\_oppose**

**Dependent Variable:** Respondents who said 'Strongly Oppose', 'Somewhat Oppose' vs. those who said 'Strongly Support', 'Somewhat Support', 'Unfamiliar'

**Internal Haystaq Model Name:** rank\_choice\_voting\_oppose\_aw\_GB

FLAG: 10%



**Redistricting \***

**Source question:**

Thinking about the nation as a whole, would you prefer that redistricting or the drawing of congressional and legislative boundaries be done by state legislatures or by independent commissions?

State Legislatures, Independent Commissions, Undecided or Unsure

**Included fields:**

hs\_redistrict\_independent\_com

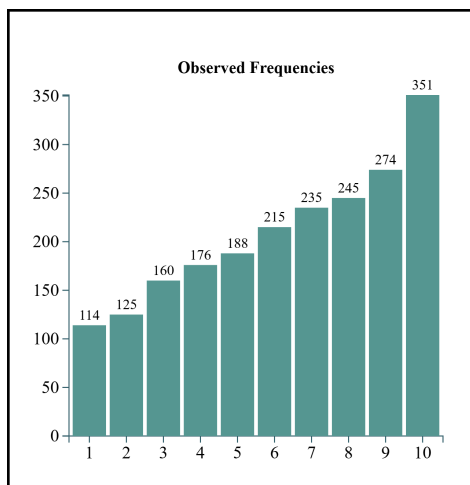
hs\_redistrict\_state\_leg

**hs\_redistrict\_independent**

**Dependent Variable:** Respondents who said 'Independent Commission' vs. those who said 'State Legislature', 'Undecided or Unsure'

**Internal Haystaq Model Name:** redistricting\_indep\_com\_aw\_GB

FLAG: 20%

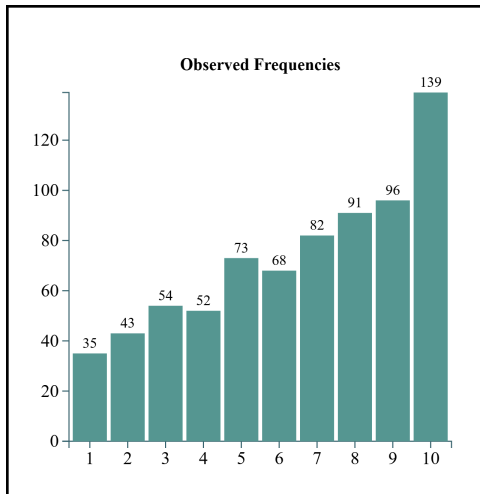


**hs\_redistrict\_state\_leg**

**Dependent Variable:** Respondents who said 'State Legislature' vs. those who said 'Independent Commission', 'Undecided or Unsure'

**Internal Haystaq Model Name:** redistricting\_legislature\_aw\_CT

FLAG: 10%



## Regulations \*

### Source question:

Do U.S. Businesses face too harsh of a regulatory environment or do regulations help keep consumers and employees safe?

Unsure, Regulations Too Harsh, Regulations Help

### Included fields:

hs\_regulations\_good

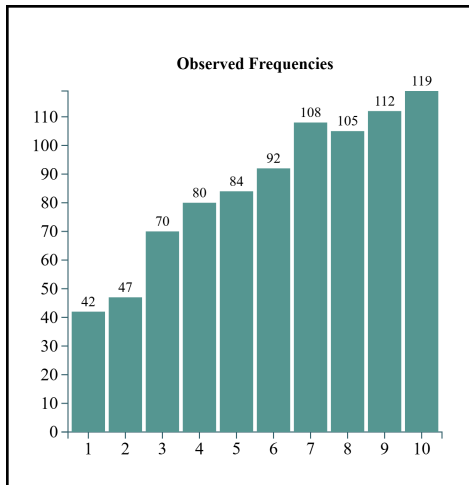
hs\_regulations\_too\_harsh,

### hs\_regulations\_good

**Dependent Variable:** Respondents who said 'Regulations Help' vs. those who said 'Unsure', 'Regulations Too Harsh'

**Internal Haystaq Model Name:** regulations\_helpful\_aw\_CT

FLAG: 20%

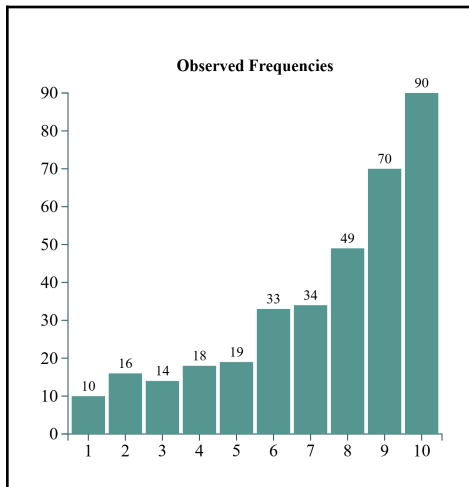


**hs\_regulations\_too\_harsh**

**Dependent Variable:** Respondents who said 'Regulations Too Harsh' vs. those who said 'Regulations Help' or 'Unsure'

**Internal Haystaq Model Name:** regulations\_too\_harsh\_aw\_CT

FLAG: 20%



**Religion - Importance of \***

**Source question:**

How important would you say religion is in your own life? Extremely Important, Moderately Important, Somewhat Important, Not Important at all

**Included fields:**

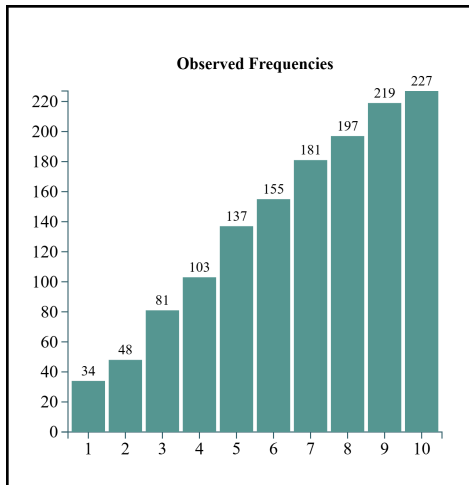
- hs\_religion\_important
- hs\_religion\_not\_important

**hs\_religion\_important**

**Dependent Variable:** Respondents who said 'Extremely Important' vs. those who said 'Not Important at All'

**Internal Haystaq Model Name:** religion\_important\_str\_2w\_CT

FLAG: 20%

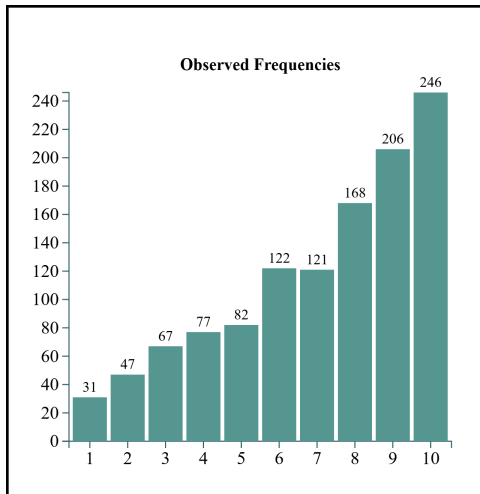


**hs\_religion\_not\_important**

**Dependent Variable:** Respondents who said 'Not Important at All' vs. those who said 'Extremely Important', 'Somewhat Important', 'Moderately Important'

**Internal Haystaq Model Name:** religion\_not\_important\_aw\_GB

FLAG: 20%



## Responsiveness \*

### Source:

Based on survey respondents

### Included fields:

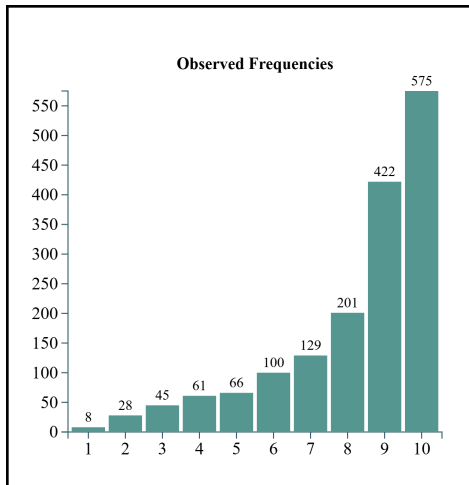
hs\_responsiveness\_live  
 hs\_responsiveness\_sms  
 hs\_responsiveness\_email

### hs\_responsiveness\_live

**Dependent Variable:** Respondents via live calling to the survey vs. those who we attempted to reach but who did not respond to the survey via live calling

**Internal Haystaq Model Name:** live\_any\_response\_dv

FLAG: 20%

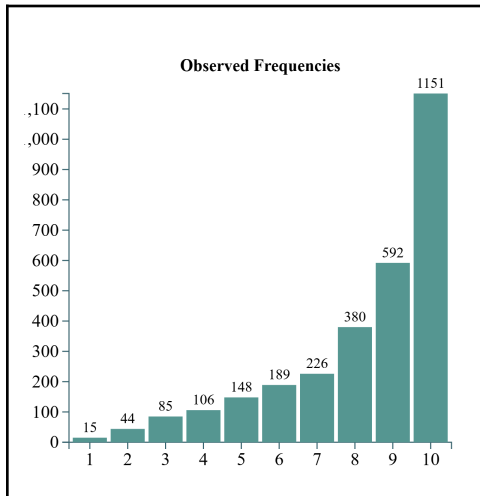


**hs\_responsiveness\_sms**

**Dependent Variable:** Respondents via texting to the survey vs. those who we attempted to reach but who did not respond to the survey via texting

**Internal Haystaq Model Name:** sms\_any\_response\_dv

FLAG: 8%

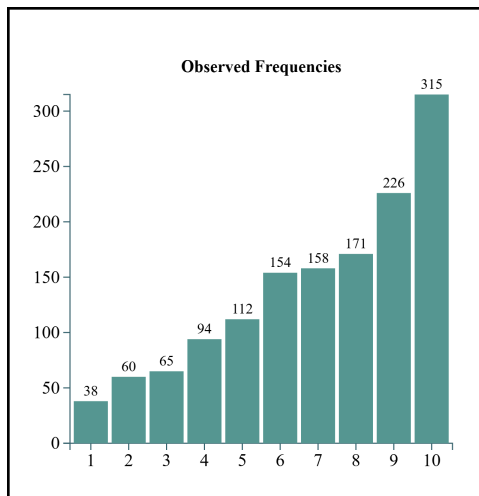


**hs\_responsiveness\_email**

**Dependent Variable:** Respondents via email to the survey vs. those who we attempted to reach but who did not respond to the survey via email

**Internal Haystaq Model Name:** email\_any\_response\_dv

FLAG: 8%



## Rideshare User \*

### Source question:

Do you often use a ride-sharing service like Uber or Lyft?

Yes, No

### Included fields:

hs\_rideshare\_user\_no

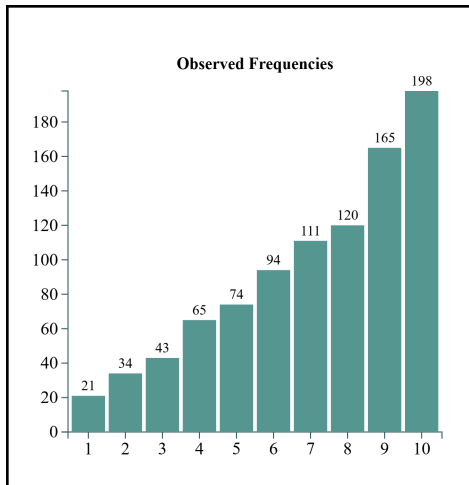
hs\_rideshare\_user

### hs\_rideshare\_user

**Dependent Variable:** Respondents who said 'Yes' vs. those who said 'No'

**Internal Haystack Model Name:** ridesharing\_user\_yes\_2w\_CT

FLAG: 10%



### **hs\_rideshare\_user\_no**

**Dependent Variable:** This DV is the inverse of the Rideshare\_User model above

**Internal Haystaq Model Name:** inverse of ridesharing\_user\_yes\_2w\_CT

FLAG: 15%

## Same Sex Marriage \*

### **Source question:**

Do you support or oppose same-sex marriage? Strongly Support, Somewhat Support, Undecided, Somewhat Oppose, Strongly Oppose

### **Included fields:**

hs\_same\_sex\_marriage\_support

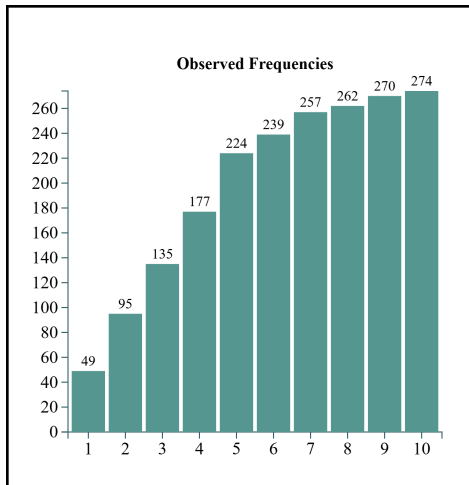
hs\_same\_sex\_marriage\_oppose

### **hs\_same sex\_marriage\_support**

**Dependent Variable:** Respondents who said 'Strongly Support' vs. those who said 'Strongly Oppose'

**Internal Haystaq Model Name:** same\_sex\_marriage\_str\_support\_2w\_CT

FLAG: 25%



### hs\_same\_sex\_marriage\_oppose

**Dependent Variable:** This DV is the inverse of the Same Sex Marriage Support model above.

**Internal Haystaq Model Name:** inverse of same\_sex\_marriage\_str\_support\_2w\_CT  
FLAG: 20%

## School Choice (Updated April 2026) \*

Updated in April 2026

### **Source question:**

School choice allows parents to use the tax dollars associated with their child's education to enroll them in the school of their choice, whether public or private. Do you agree more with supporters who say this gives parents the flexibility to choose the right schools for their children or with opponents who say that school choice subsidizes the wealthy while starving the schools that need funding the most.

Support School Choice, Oppose School Choice, Unsure

### **Included fields:**

hs\_school\_choice\_support

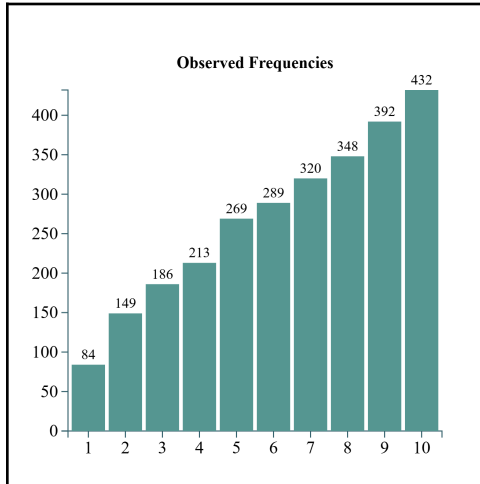
hs\_school\_choice\_oppose

### hs\_school\_choice\_support

**Dependent Variable:** Respondents who said 'Support School Choice' vs. those who said 'Oppose School Choice' or 'Unsure'

**Internal Haystaq Model Name:** school\_choice\_support\_aw\_CT

FLAG: 15%

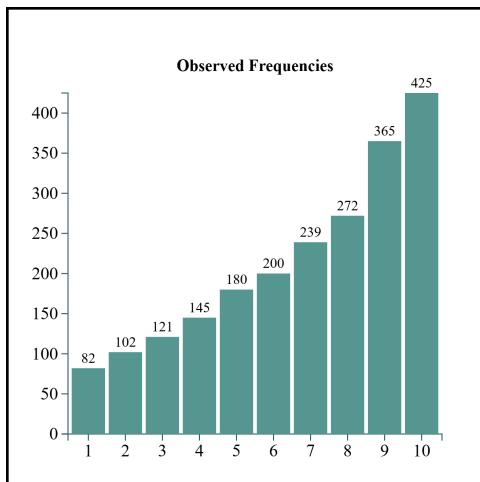


### hs\_school\_choice\_oppose

**Dependent Variable:** Respondents who said 'Oppose School Choice' vs. those who said 'Support School Choice' or 'Unsure'

**Internal Haystaq Model Name:** school\_choice\_oppose\_aw\_CT

FLAG: 10%



# School Spending (Updated April 2026) \*

Updated in April 2026

## Source question:

Would you support increasing funding for public education in your state or community even if it meant your taxes would be higher, or do you think that enough money is already spent on education and that schools need to spend better not more?

Support More Funding for Schools, Do Not Support More Funding for Schools, Unsure

## Included fields:

hs\_school\_funding\_more

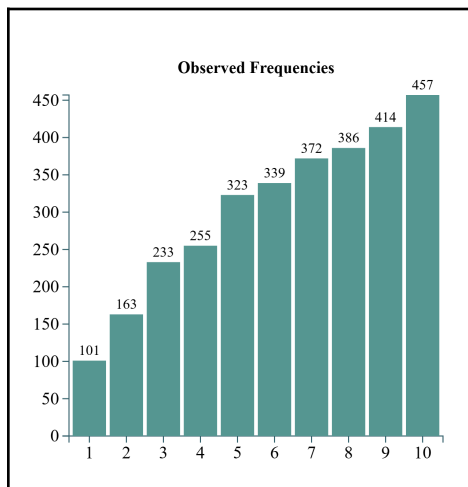
hs\_school\_funding\_less

## hs\_school\_funding\_more

**Dependent Variable:** Respondents who said 'More Funding for Schools' vs. those who said 'Less Funding for Schools' or 'Unsure'

**Internal Haystaq Model Name:** school\_spending\_support\_aw\_CT

FLAG: 20%

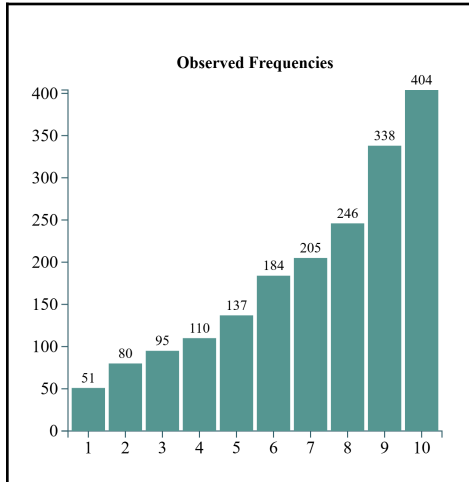


## hs\_school\_funding\_less

**Dependent Variable:** Respondents who said 'Less Funding for Schools' vs. those who said 'More Funding for Schools' or 'Unsure'

**Internal Haystaq Model Name:** school\_spending\_oppose\_aw\_GB

FLAG: 20%



## SNAP (new April 2026)

Introduced April 2026

### Source question:

How important is it that the United States continues to fund SNAP in order to feed our nation's poorest citizens?

Unsure or Unfamiliar, Very Important, Somewhat Important, Somewhat Unimportant, Very Unimportant

### Included fields:

hs\_snap\_protect

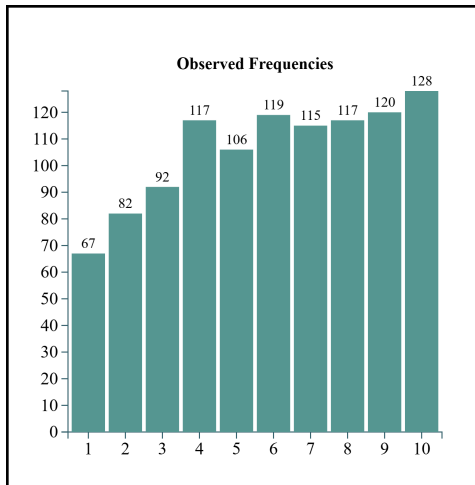
hs\_snap\_not\_important

### hs\_snap\_protect

**Dependent Variable:** Respondents who said 'Very Important' vs those who said 'Unsure', 'Somewhat Unimportant', 'Very Unimportant'

**Internal Haystaq Model Name:** q\_snap\_protect\_aw2\_CT

FLAG: 30%



### hs\_snap\_not\_important

**Dependent Variable:** This is the inverse of the SNAP Protect model above

**Internal Haystaq Model Name:** inverse of q\_snap\_protect\_aw2

FLAG: 10%

## Social Media User (Updated April 2026)\*

updated April 2026

### **Source question:**

How often do you use social media such as Facebook, Twitter, TikTok, Snapchat or Instagram?

Many Times per Day, Once or Twice a Day, Weekly, Monthly or less, Never

### **Included fields:**

hs\_social\_media\_user\_frequent

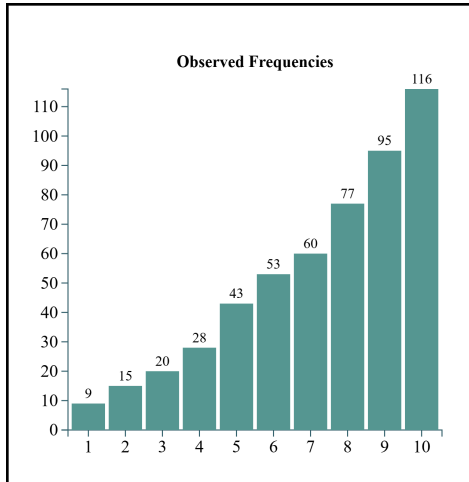
hs\_social\_media\_user\_no\_or\_infrequent

### hs\_social\_media\_user\_frequent

**Dependent Variable:** Respondents who said 'Many Times per Day' vs. those who said 'Weekly', 'Monthly or Less', 'Never'

**Internal Haystaq Model Name:** social\_media\_frequent\_CT

FLAG: 25%

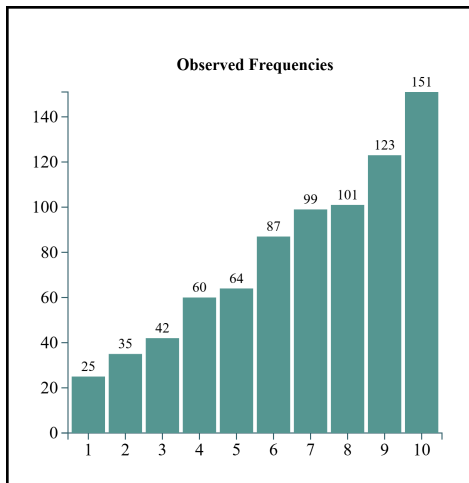


**hs\_social\_media\_user\_no\_or\_infrequent**

**Dependent Variable:** Respondents who said 'Monthly or Less', 'Never' vs. those who said 'Many Times per Day', 'Once or Twice a Day'

**Internal Haystaq Model Name:** social\_media\_infrequent4\_LGB

FLAG: 20%



# Social Security Tax Increase \*

## Source question:

To preserve Social Security, would you support a small payroll tax increase and/or raising the cap that exempts income above \$176,000?

Yes, No, Unsure

## Included fields:

hs\_social\_security\_tax\_increase\_support

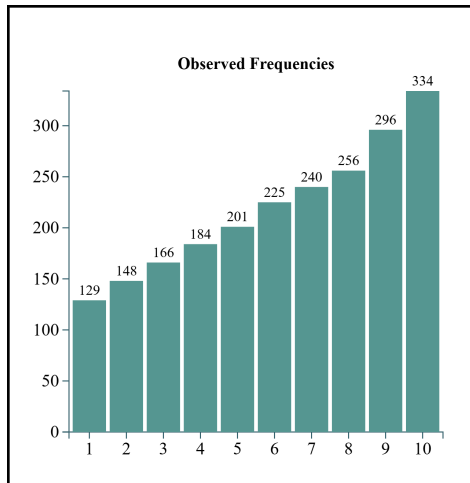
hs\_social\_security\_tax\_increase\_oppose

## hs\_social\_security\_tax\_increase\_support

**Dependent Variable:** Respondents who said 'Yes Tax Increase' vs. those who said 'No Tax Increase' or 'Unsure'

**Internal Haystaq Model Name:** social\_security\_support\_increase\_aw\_CT

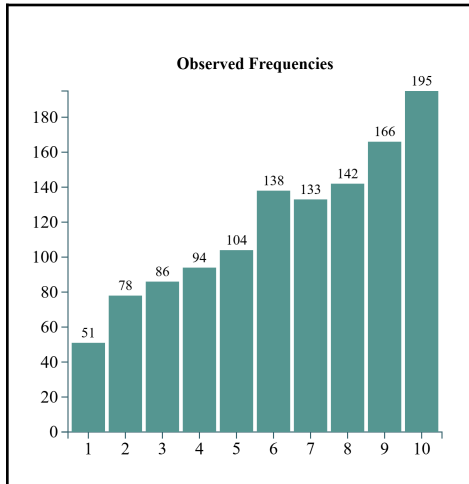
FLAG: 25%



## hs\_social\_security\_tax\_increase\_oppose

**Dependent Variable:** Respondents who said 'No Tax Increase' vs. those who said 'Yes Tax Increase' or 'Unsure'

**Internal Haystaq Model Name:** social\_security\_support\_oppose\_aw\_GB  
**FLAG:** 20%



## Solar Panels \*

### Source question:

Are you considering buying solar panels within the next two years?  
No Do Not Own a Home, No But Own Home, Yes, Already have Solar Panels

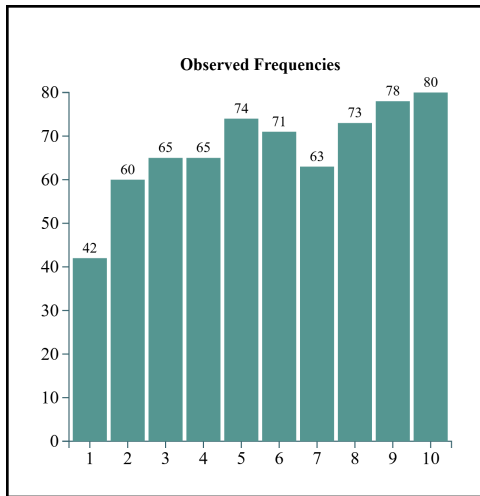
### Included fields:

hs\_solar\_panel\_buyer\_no  
hs\_solar\_panel\_buyer\_yes

### hs\_solar\_panel\_buyer\_no

**Dependent Variable:** Respondents who said 'Not interested' vs those who said 'Yes', 'Already Own'

**Internal Haystaq Model Name:** solar\_no\_aw\_CT  
**FLAG:** 20%

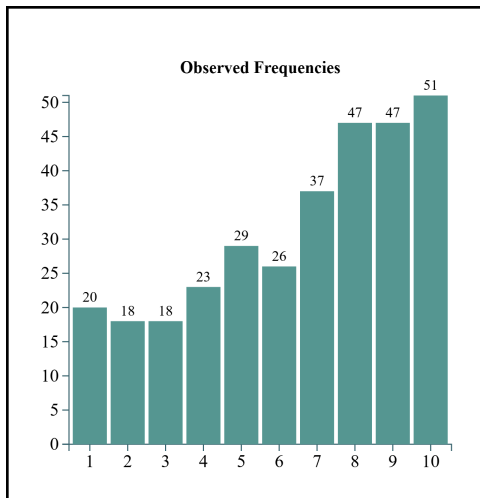


**hs\_solar\_panel\_buyer\_yes**

**Dependent Variable:** Respondents who said 'Yes', 'Already Own' vs those who said 'Not Interested' or 'No Do Not Own a Home'

**Internal Haystaq Model Name:** solar\_yes\_aw\_CT

FLAG: 10%



**Stadium Financing \***

**Source question:**

Is it generally worth it for a city to use tax dollars to build a stadium or arena to attract or retain a professional sports team?

Unsure, Strongly Approve, Somewhat Approve, Somewhat Disapprove, Strongly

**Included fields:**

hs\_public\_financing\_stadiums\_oppose

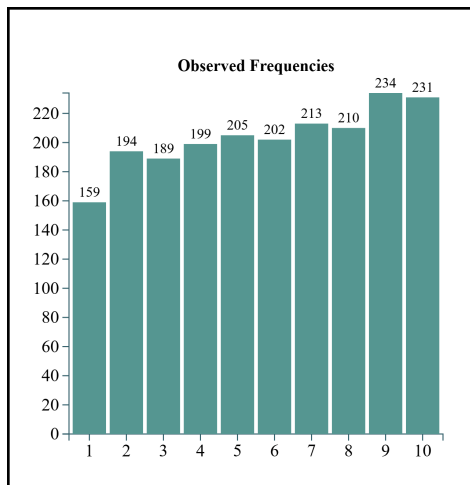
hs\_public\_financing\_stadiums\_support

**hs\_public\_financing\_stadiums\_oppose**

**Dependent Variable:** Respondents who answered 'Strongly Disapprove' or 'Somewhat Disapprove' vs those who answered 'Strongly Approve' or 'Somewhat Approve' or 'Unsure'

**Internal Haystaq Model Name:** stadium\_financing\_disapprove\_aw\_CT

FLAG: 20%

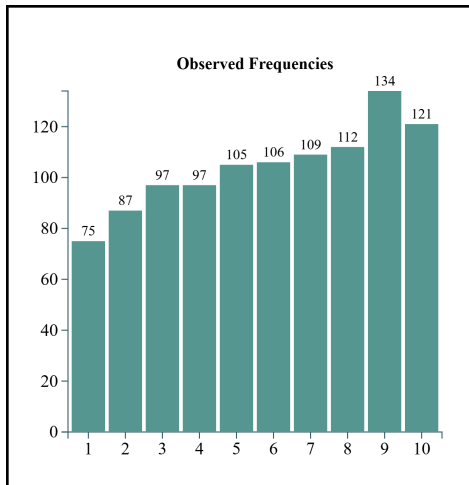


**hs\_public\_financing\_stadiums\_support**

**Dependent Variable:** Respondents who answered 'Strongly Approve' or 'Somewhat Approve' vs those who answered 'Somewhat Disapprove' or 'Strongly Disapprove'

**Internal Haystaq Model Name:** stadium\_financing\_approve\_2w\_CT

FLAG: 20%



## Super Power (new April 2026)

Introduced April 2026

### Source question:

Should American policy primarily be about maintaining economic and military superpower dominance?

Unsure, Yes, Maybe, No

### Included fields:

hs\_super\_power\_policy\_support

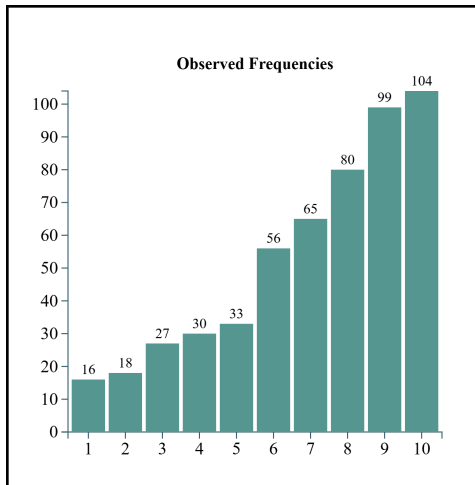
hs\_super\_power\_policy\_oppose

### hs\_super\_power\_policy\_support

**Dependent Variable:** Respondents who said 'Yes' vs those who said 'Unsure' or 'No'

**Internal Haystaq Model Name:** continue\_super\_power\_policy\_aw2\_CT

FLAG: 20%

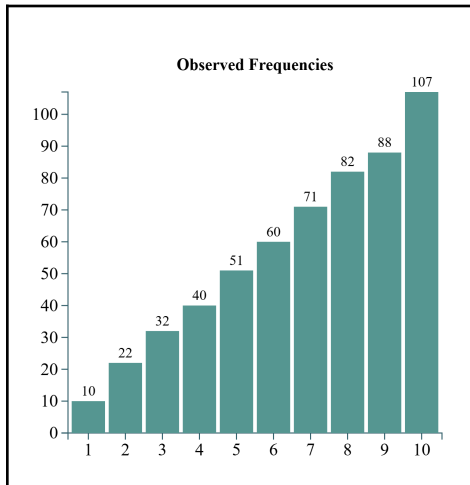


**hs\_super\_power\_policy\_oppose**

**Dependent Variable:** Respondents who said 'No' vs those who said 'Unsure' or 'Yes'

**Internal Haystaq Model Name:** continue\_super\_power\_no\_policy\_aw2\_CT

FLAG: 10%



**Tax Cut Support (Updated April 2026) \***

Updated April 2026

**Source question:**

Would you support a tax cut for all taxpayers knowing that much of the savings will go to those making more than \$1,000,000 per year?

Support Tax Cut, Oppose Tax Cut, Unsure

**Included fields:**

hs\_tax\_cuts\_support

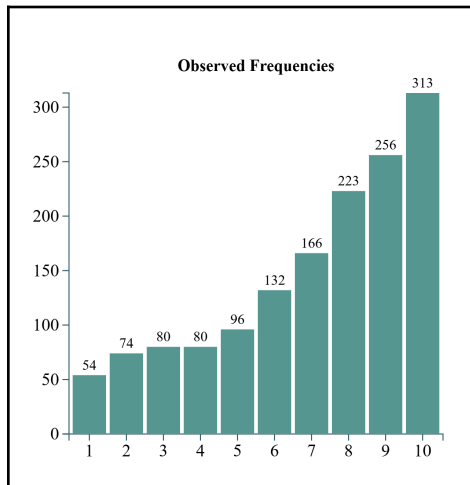
hs\_tax\_cust\_oppose

**hs\_tax\_cuts\_support**

**Dependent Variable:** Respondents who said 'Support Cut' vs. those who said 'Oppose Cut' or 'Unsure'

**Internal Haystaq Model Name:** tax\_cut\_yes\_aw\_CT

FLAG: 20%

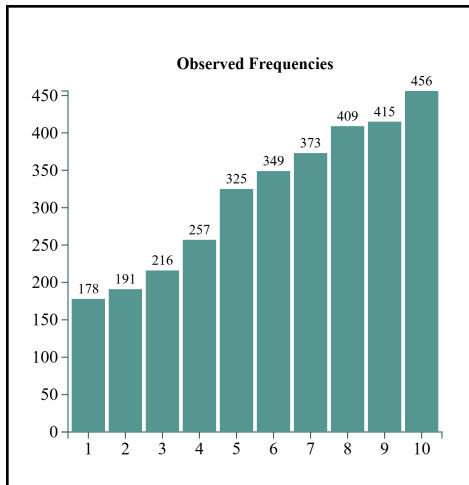


**hs\_tax\_cuts\_oppose**

**Dependent Variable:** Respondents who said 'Oppose Cut' vs. those who said 'Support Cut', 'Unsure'

**Internal Haystaq Model Name:** tax\_cut\_no\_aw\_GB

FLAG: 20%



## Third Party \*

### Source question:

Some people feel that the Democratic and Republican parties have become too extreme and there is a need for a new moderate party. Do you agree there should be a moderate third party?

Agree, Disagree or Unsure

### Included fields:

hs\_partisanship\_moderate\_third\_party\_support

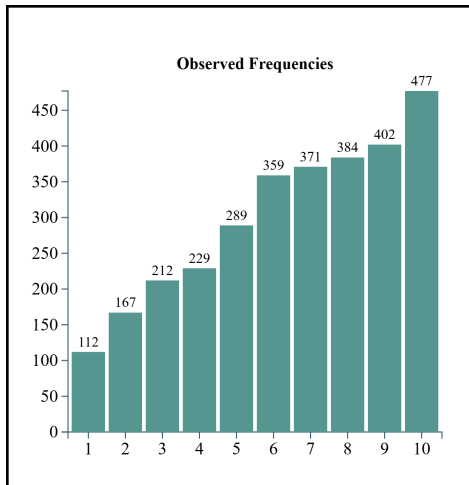
hs\_partisanship\_moderate\_third\_party\_oppose

### hs\_partisanship\_moderate\_third\_party\_support

**Dependent Variable:** Respondents who said 'Agree' vs those who said 'Disagree' or 'Unsure'

**Internal Haystaq Model Name:** third\_party\_agree\_aw\_CT

FLAG: 15%

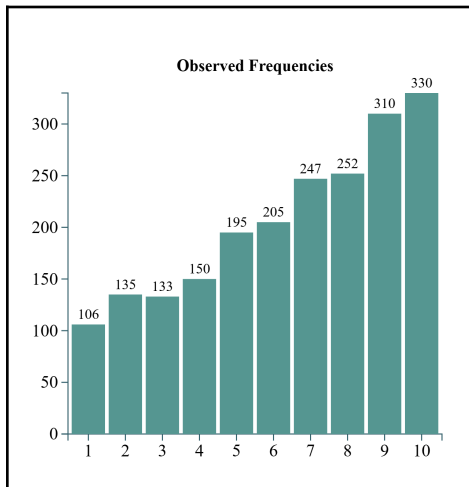


**hs\_partisanship\_moderate\_third\_party\_oppose**

**Dependent Variable:** Respondents who said 'Disagree' vs those who said 'Agree' or 'Unsure'

**Internal Haystaq Model Name:** third\_party\_disagree\_aw\_GB

FLAG: 20%



# Ticket Splitting (Updated April 2026) \*

Updated April 2026

## Source question:

Democratic respondents were asked:

Would you ever or have you ever voted for a Republican for any office?

Yes, No, Unsure

Republican respondents were asked:

Would you ever or have you ever voted for a Democrat for any office?

Yes, No, Unsure

## Included fields:

hs\_ticket\_splitter\_yes

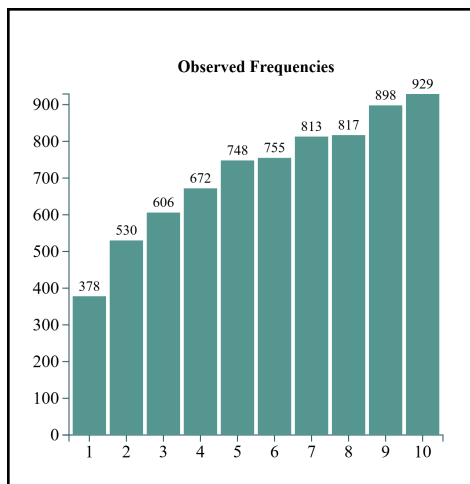
hs\_ticket\_splitter\_no

## hs\_ticket\_splitter\_yes

**Dependent Variable:** Respondents who said 'Yes' vs. those who said 'No', 'Unsure'

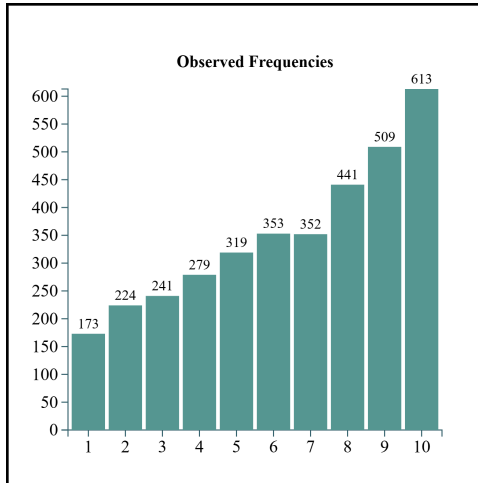
**Internal Haystaq Model Name:** ticket\_splitting\_yes\_either\_3rd\_aw\_GB

FLAG: 25%



## hs\_ticket\_splitter\_no

**Dependent Variable:** Respondents who said 'No' vs. those who said 'Yes', 'Unsure'  
**Internal Haystaq Model Name:** ticket\_splitting\_no\_either\_3rd\_aw\_CT  
FLAG: 20%



## Ticket Splitting Dem (Updated April 2026)

Updated April 2026

**\*Note: this score limited to likely Democratic voters only**

### Source question:

Would you ever or have you ever voted for a Republican for any office?  
Yes, No, Unsure

### Included fields:

hs\_ticket\_splitter\_dem\_yes

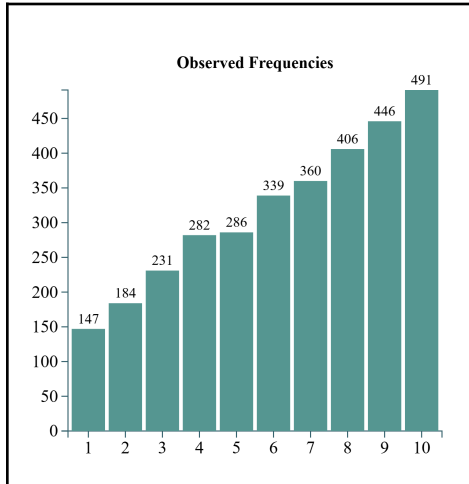
hs\_ticket\_splitter\_dem\_no

### hs\_ticket\_splitter\_dem\_yes

**\*Note: This score was limited to likely Democrats**

**Dependent Variable:** Respondents who said 'Yes' vs. those who said 'No', 'Unsure' –  
Limited to Likely Dems

**Internal Haystaq Model Name:** ticket\_splitting\_yes\_dem\_aw\_GB  
FLAG: 20%



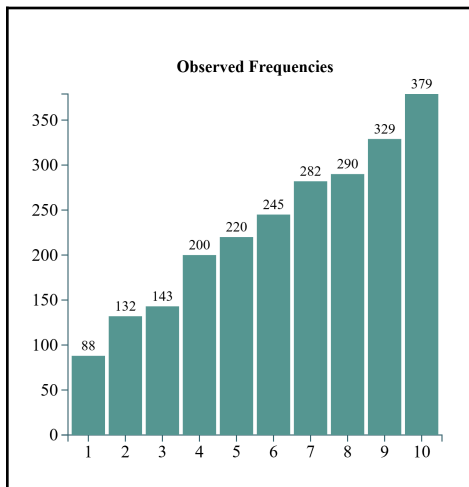
**hs\_ticket\_splitter\_dem\_no**

**\*Note: This score was limited to likely Democrats**

**Dependent Variable:** Respondents who said 'No' vs those who said 'Yes', 'Unsure' – Limited to Likely Dems

**Internal Haystack Model Name:** ticket\_splitting\_no\_dem\_aw\_CT

FLAG: 20%



# Ticket Splitting GOP (Updated April 2026)

Updated April 2026

**\*Note: this score limited to likely Republican voters only**

## Source question:

Would you ever or have you ever voted for a Democrat for any office?  
Yes, No, Unsure

## Included fields:

hs\_ticket\_splitter\_gop\_yes

hs\_ticket\_splitter\_gop\_no

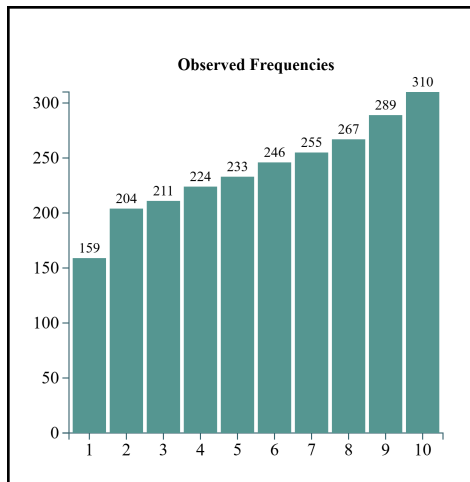
## hs\_ticket\_splitter\_gop\_yes

**\*Note: This score was limited to likely Republicans**

**Dependent Variable:** Respondents who said 'Yes' vs. those who said 'No', 'Unsure' – Limited to Likely GOPs

**Internal Haystaq Model Name:** ticket\_splitting\_yes\_gop\_aw\_CT

FLAG: 15%



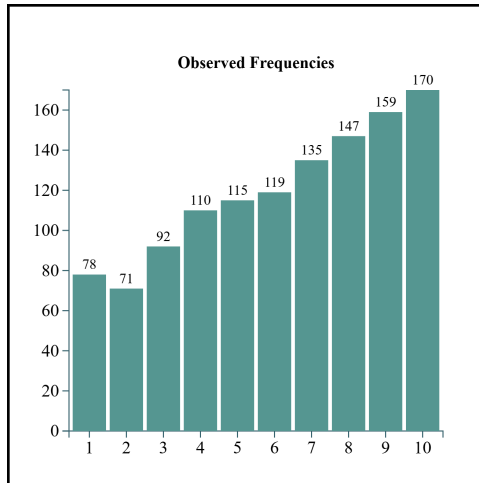
## hs\_ticket\_splitter\_gop\_no

**\*Note: This score was limited to likely Republicans**

**Dependent Variable:** Respondents who said 'No' vs those who said 'Yes', 'Unsure' – Limited to Likely GOPs

**Internal Haystaq Model Name:** ticket\_splitting\_no\_gop\_aw\_GB

FLAG: 20%



## Trans Athletes \*

**Source question:**

Should Transgender Athletes be allowed to compete in women's sports?

Unfamiliar, Yes, With No Restrictions, Yes, With Some Restrictions, Not Allowed, Unsure

**Included fields:**

hs\_trans\_athlete\_no

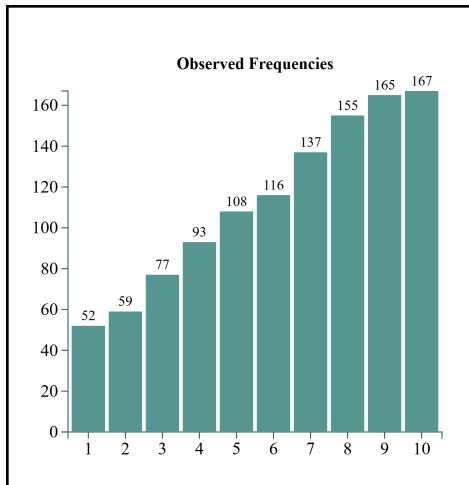
hs\_trans\_athlete\_yes

### hs\_trans\_athlete\_no

**Dependent Variable:** Respondents who said 'Not Allowed' vs. those who said 'Yes with No Restrictions', 'Yes Some Restrictions'

**Internal Haystaq Model Name:** trans\_athletes\_no\_2w\_LGB

FLAG: 30%

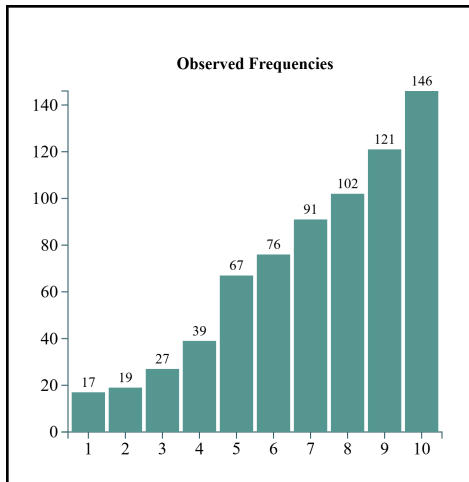


**hs\_trans\_athlete\_yes**

**Dependent Variable:** Respondents who said 'Yes with No Restrictions', 'Yes Some Restrictions' vs. 'Not Allowed'

**Internal Haystaq Model Name:** trans\_athletes\_yes\_w\_restrictions\_2w\_CT

FLAG: 20%



**Tribalism \***

**Source question:**

When it comes to the location of the US Embassy in Israel, who do you think has or had the better policy, Trump or Biden?

And

When it comes to the federal government's policy of maintaining a military base on the island of Guam, who do you think has or had a better policy, Trump or Biden?

Trump's Better, Biden's Better, Policies seem the Same, Unsure

**Included fields:**

hs\_tribalism\_open\_minded

hs\_tribalism\_team\_gop

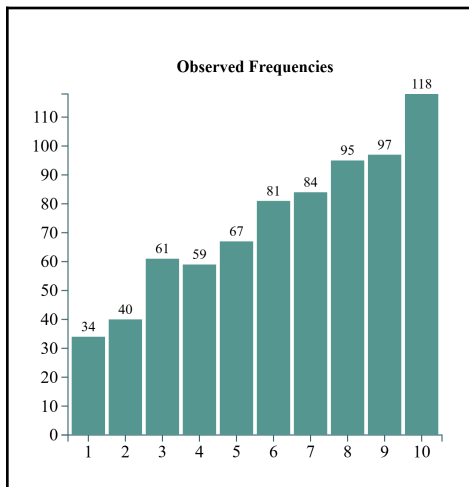
hs\_tribalism\_team\_dem

**hs\_tribalism\_open\_minded**

**Dependent Variable:** Respondents who said 'Same Policy', 'Unsure' vs 'Dem Tribe', 'GOP Tribe'

**Internal Haystaq Model Name:** tribalism\_combo\_not\_tribal\_v2\_CT

FLAG: 15%

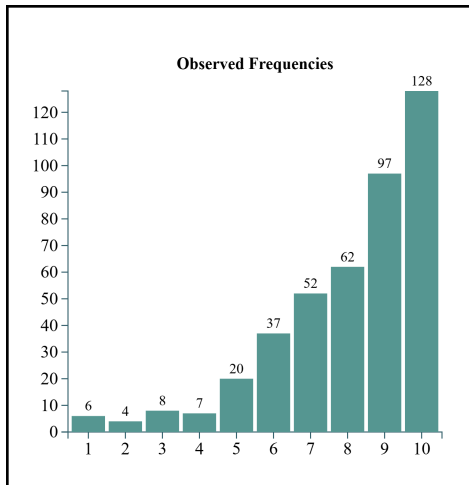


**hs\_tribalism\_team\_gop**

**Dependent Variable:** Respondents who said 'GOP Tribe' vs. those who said 'Same Policy', 'Unsure', 'Dem Tribe'

**Internal Haystaq Model Name:** tribalism\_combo\_team\_gop\_v2\_CT

FLAG: 20%

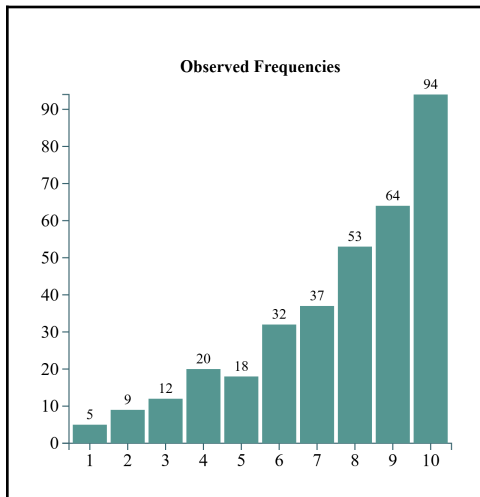


**hs\_tribalism\_team\_dem**

**Dependent Variable:** Respondents who said 'Dem Tribe' vs. those who said 'GOP Tribe', 'Same Policy', 'Unsure'

**Internal Haystaq Model Name:** tribalism\_combo\_team\_dem\_v2\_CT

FLAG: 20%



**Teachers Unions (Updated April 2026) \***

Updated in April 2026

**Source question:**

Do you think Teacher Unions have a positive impact on schools or a negative impact?

Positive Impact, Negative Impact, Neutral Impact, Unsure

**Included fields:**

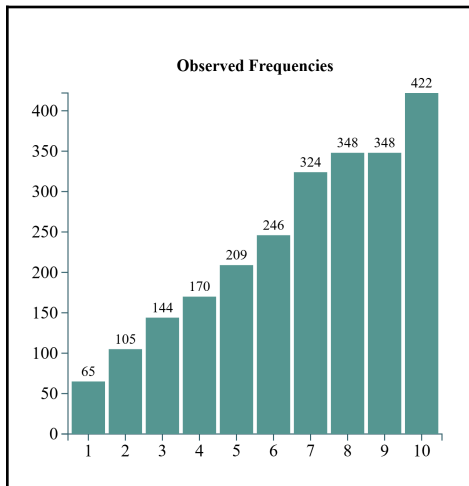
hs\_teachers\_union\_positive  
hs\_teachers\_union\_negative

**hs\_teachers\_union\_positive**

**Dependent Variable:** Respondents who said 'Positive' vs. those who said 'Negative', 'Neutral', 'Unsure'

**Internal Haystaq Model Name:** teachers\_unions\_positive\_aw\_GB

FLAG: 20%

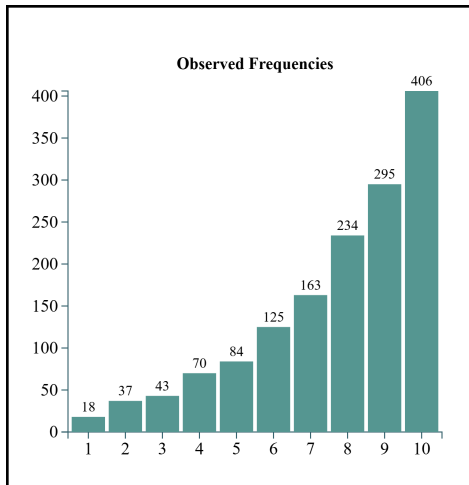


**hs\_teachers\_union\_negative**

**Dependent Variable:** Respondents who said 'Negative' vs. those who said 'Positive', 'Neutral', 'Unsure'

**Internal Haystaq Model Name:** teachers\_unions\_negative\_aw\_CT

FLAG: 20%



## Trump 3rd Term (new April 2026)

### Source question:

If President Trump were to attempt to run for a third term, would you support or oppose this?

Unsure, Strongly Support, Somewhat Support, Somewhat Oppose, Strongly Oppose

### Included fields:

hs\_trump\_3rd\_term\_any\_support

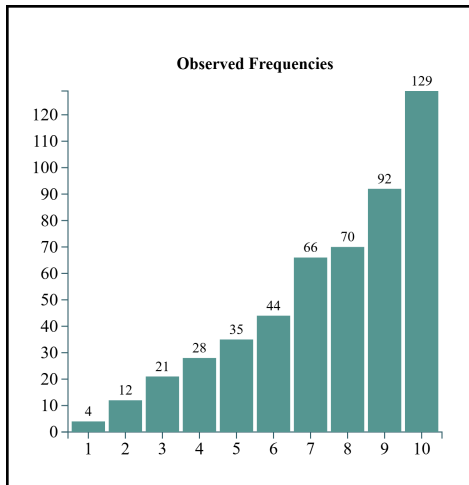
hs\_trump\_3rd\_term\_oppose

### hs\_trump\_3rd\_term\_any\_support

**Dependent Variable:** Respondents who said 'Unsure', 'Strongly Support', 'Somewhat Support', 'Somewhat Oppose' vs those who said 'Strongly Oppose'

**Internal Haystaq Model Name:** trump\_3rd\_term\_any\_support\_aw2\_CT

FLAG: 15%

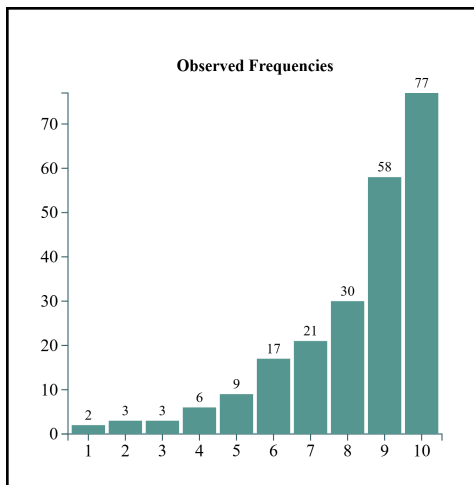


**hs\_trump\_3rd\_term\_oppose**

**Dependent Variable:** This Model is the inverse of the Trump 3rd Term Support model. Respondents who said 'Strongly Support' vs those who said 'Strongly Oppose'

**Internal Haystaq Model Name:** 1-trump\_3rd\_term\_str\_support\_2w\_GB

FLAG: 30%



**Trump Tariffs (Modified/Updated April 2026) \***

Modified April 2026

**Source question:**

Do you support or oppose Trump's tariffs?

Unsure, Strongly Support, Somewhat Support, Somewhat Oppose, Strongly Oppose

**Included fields:**

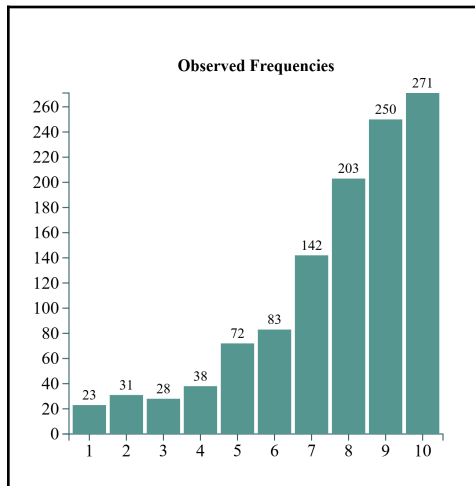
hs\_trump\_tariffs\_support  
hs\_trump\_tariffs\_oppose

**hs\_trump\_tariffs\_support**

**Dependent Variable:** Respondents who said 'Strongly Support' or 'Somewhat Support' vs those who said 'Strongly Oppose', 'Somewhat Oppose' or 'Unsure'

**Internal Haystaq Model Name:** trump\_tariffs\_support\_aw\_CT

FLAG: 20%

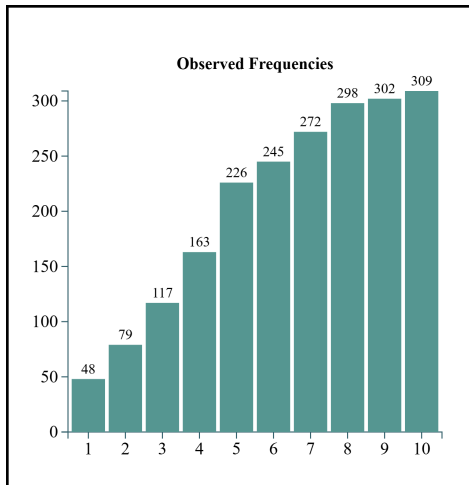


**hs\_trump\_tariffs\_oppose**

**Dependent Variable:** Respondents who said 'Strongly Oppose' or 'Somewhat Oppose' vs those who said 'Strongly Support', 'Somewhat Support' or 'Unsure'

**Internal Haystaq Model Name:** trump\_tariffs\_oppose\_aw\_CT

FLAG: 30%



## Trust in Science \*

### Source question:

To what extent do you trust the scientific and medical communities to do what is right?  
 Almost Always, Usually, Sometimes, Rarely, Unsure

### Included fields:

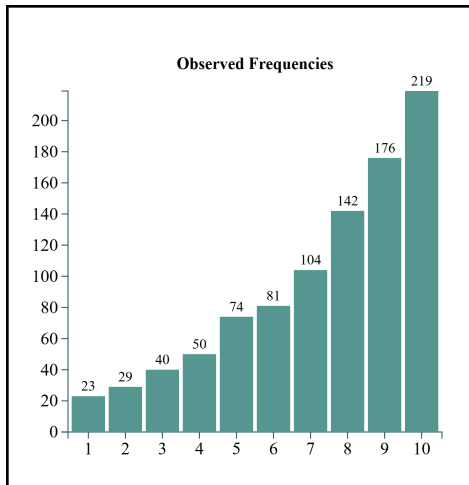
hs\_trust\_science\_yes  
 hs\_trust\_science\_no

### hs\_trust\_science\_yes

**Dependent Variable:** Respondents who said 'Almost Always' vs. those who said 'Rarely', 'Sometimes', 'Unsure'

**Internal Haystaq Model Name:** trust\_science\_always\_aw\_CT

FLAG: 25%

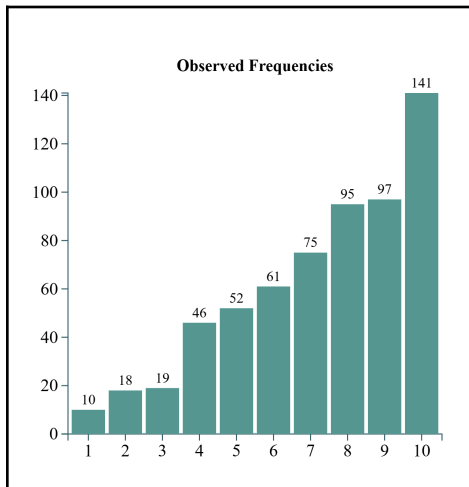


**hs\_trust\_science\_no**

**Dependent Variable:** Respondents who said 'Rarely' vs. those who said 'Almost Always', 'Sometimes', 'Unsure', 'Usually'

**Internal Haystaq Model Name:** trust\_science\_rarely\_aw\_CT

FLAG: 10%



**Truth vs Free Speech \***

**Source question:**

Is it more important for Social Media Companies like Facebook and Twitter to ensure truthful information or to protect free speech?

Much More Important to Ensure Truthful Information, Somewhat More Important to Ensure Truthful Information, Somewhat More Important to Ensure Free Speech, Much More Important to Ensure Free Speech, Unsure

**Included fields:**

hs\_social\_media\_ensure\_free\_speech

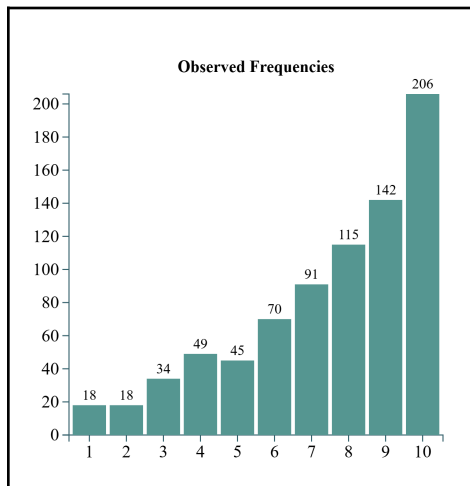
hs\_social\_media\_ensure\_truth

**hs\_social\_media\_ensure\_free\_speech**

**Dependent Variable:** Respondents who said 'Much More Free Speech' vs. those who said 'Much More Truth', 'Somewhat More Truth', 'Unsure'

**Internal Haystaq Model Name:** truth\_vs\_free\_speech\_str\_fs\_aw\_GB

FLAG: 20%

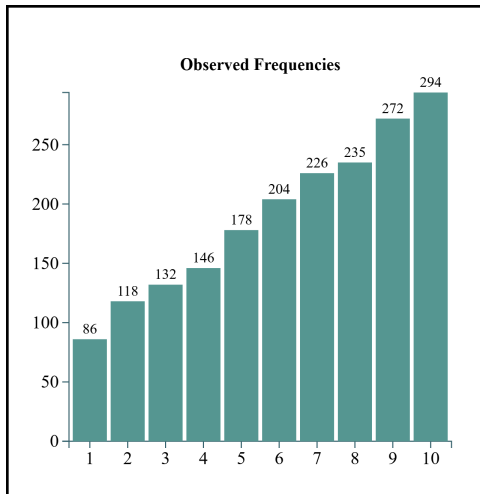


**hs\_social\_media\_ensure\_truth**

**Dependent Variable:** Respondents who said 'Much More Truth' vs. those who said 'Much More Free Speech', 'Somewhat More Free Speech', 'Unsure'

**Internal Haystaq Model Name:** truth\_vs\_free\_speech\_str\_truth\_aw\_GB

FLAG: 20%



## Turnout Scores

### Source:

Derived from Vote history available on the voter file. This is calibrated to be presidential year turnout.

### Included fields:

- hs\_likely\_polling\_turnout
- hs\_likely\_mid\_term\_voter
- hs\_likely\_presidential\_voter

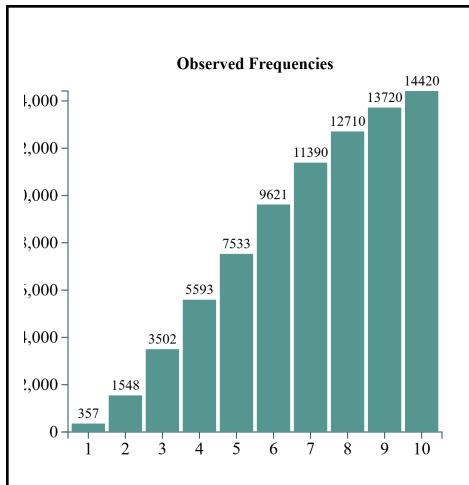
### hs\_likely\_polling\_turnout

**Note:** this is our stable turnout number – it is combined with the previous year’s turnout model to create a turnout number that only changes marginally over time.

**Dependent Variable:** Registered voters who voted in the 2022 presidential election vs. those who were eligible to vote in the 2022 presidential election but did not vote pushed forward onto 2025 turn out data

**Internal Haystaq Model Name:** hs\_likely\_polling\_turnout

**No Flags Associated with this score**



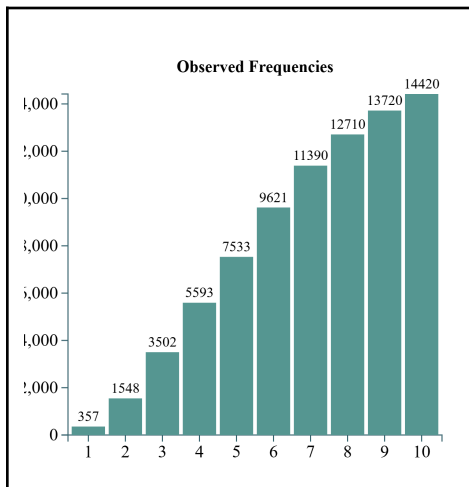
### hs\_likely\_mid\_term\_voter

**Dependent Variable:** Registered voters who voted in the 2022 midterm election vs. those who were eligible to vote in the 2022 midterm election but did not vote pushed forward onto 2025 turn out data

**Internal Haystaq Model Name:** hs\_likely\_mid\_term\_voter

**Flag:** 55% hf\_likely\_mid\_term\_voter

**Flag:** 45% hf\_unlikely\_mid\_term\_voter

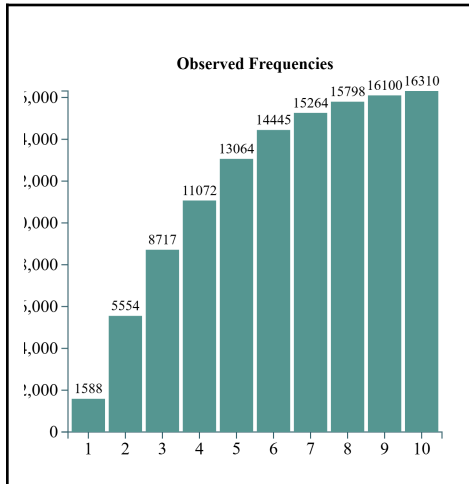


### hs\_likely\_presidential\_voter

**Dependent Variable:** Registered voters who voted in the 2024 presidential election vs. those who were eligible to vote in the 2024 presidential election but did not vote pushed forward onto 2025 turn out data

**Internal Haystaq Model Name:** hs\_likely\_presidential\_voter

**Flag: 55% hf\_likely\_presidential\_voter**  
**Flag: 45% hf\_unlikely\_presidential\_voter\_flag**



### **turnout\_flags\_combined\_with\_early\_vote\_and\_absentee**

hf\_likely\_presidential\_voter\_and\_likely\_absentee\_by\_mail\_flag:  
top 55% turnout, top 30% absentee

hf\_likely\_presidential\_voter\_and\_unlikely\_absentee\_by\_mail\_flag:  
top 55% turnout, bottom 35% absentee

hf\_unlikely\_presidential\_voter\_and\_likely\_absentee\_by\_mail\_flag:  
bottom 45% turnout, top 20% absentee

hf\_likely\_presidential\_voter\_and\_likely\_early\_voter\_flag:  
top 55% turnout, bottom 20% early vote

hf\_likely\_presidential\_voter\_and\_unlikely\_early\_voter\_flag:  
top 55% turnout, bottom 35% early vote

## **TV News Source (Modified/Updated April 2026)\***

Updated April 2026

### **Source question:**

Which of the following cable news organizations is the most trustworthy:

CNN, Fox News, MSNBC or Newsmax?

**Included fields:**

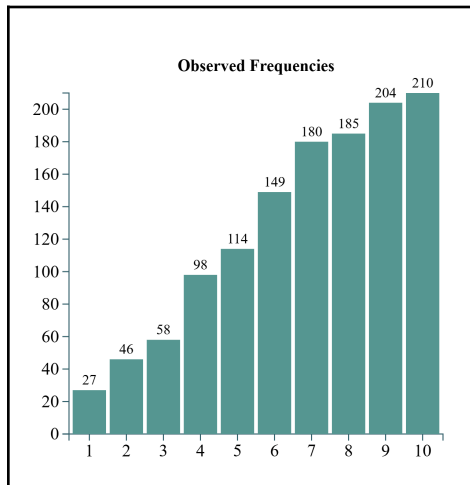
- hs\_tv\_news\_source\_most\_trusted\_cnn
- hs\_tv\_news\_source\_most\_trusted\_fox
- hs\_tv\_news\_source\_most\_trusted\_msnbc
- hs\_tv\_news\_source\_most\_trusted\_newsmax

**hs\_tv\_news\_source\_most\_trusted\_cnn**

**Dependent Variable:** Respondents who said 'CNN' vs those who said 'MSNBC', 'FOX' or 'Newsmax'

**Internal Haystaq Model Name:** tv\_news\_source\_cnn\_aw\_CT

FLAG: 15%

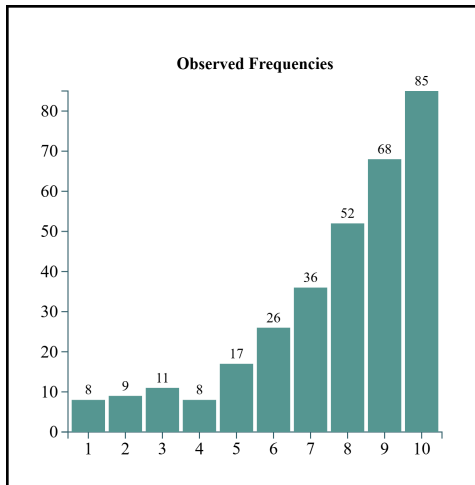


**hs\_tv\_news\_source\_most\_trusted\_fox**

**Dependent Variable:** Respondents who said 'FOX' vs those who said 'CNN', 'MSNBC' or 'Newsmax'

**Internal Haystaq Model Name:** tv\_news\_source\_fox\_aw\_CT

FLAG: 12%

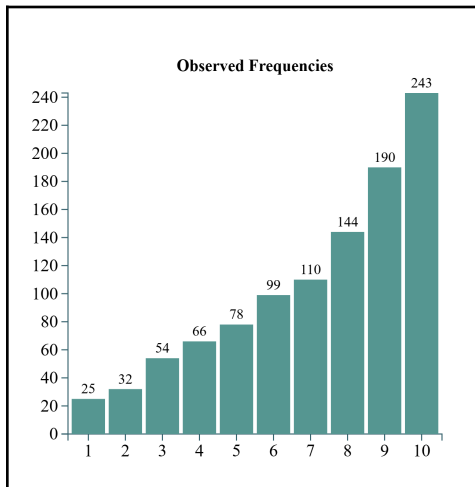


**hs\_tv\_news\_source\_most\_trusted\_msnbc**

**Dependent Variable:** Respondents who said 'MSNBC' vs those who said 'CNN', 'FOX' or 'Newsmax'

**Internal Haystaq Model Name:** tv\_news\_source\_msnbc\_aw\_CT

FLAG: 10%

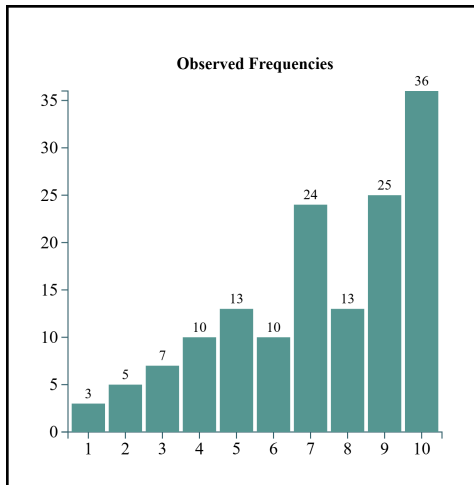


**hs\_tv\_news\_source\_most\_trusted\_newsmax**

**Dependent Variable:** Respondents who said 'Newsmax' vs those who said 'CNN', 'MSNBC' or 'FOX'

**Internal Haystaq Model Name:** tv\_news\_source\_newsmax\_aw\_XG

FLAG: 10%



## TV Viewing

### Source question:

What is the main way you watch television at home? Do you primarily watch TV via Cable, Satellite, Free Streaming Services like YouTube or TikTok, paid Streaming Services like Netflix or Hulu, or Over the Air TV.

Cable, Satellite, Free Streaming, Paid Streaming, Over the Air TV, Don't Watch TV

### Included fields:

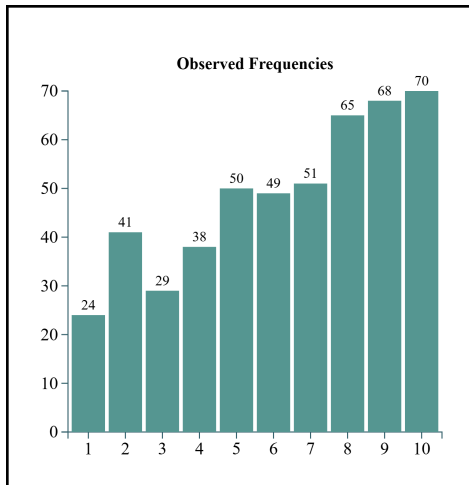
hs\_tv\_viewer\_not\_viewer  
 hs\_tv\_viewer\_watch\_free\_streaming  
 hs\_tv\_viewer\_watch\_any\_tv  
 hs\_tv\_viewer\_watch\_paid\_streaming  
 hs\_tv\_viewer\_watch\_cable

### hs\_tv\_viewer\_watch\_free\_streaming

**Dependent Variable:** Respondents who said 'Free Streaming' vs. those who said 'Cable', 'Satellite', 'Paid Streaming', 'Over the Air', 'Don't Watch TV'

**Internal Haystack Model Name:** tv\_source\_free\_streaming\_v2\_CT

FLAG: 25%

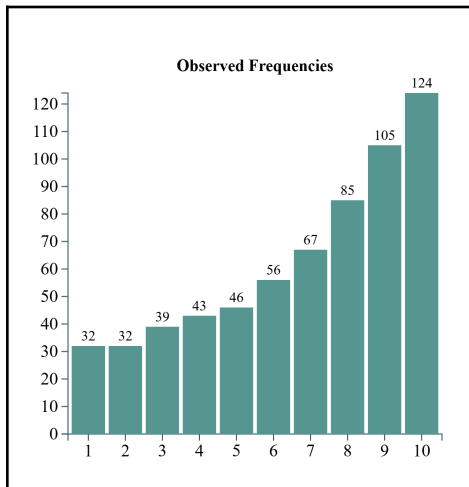


**hs\_tv\_viewer\_watch\_any\_tv**

**Dependent Variable:** Respondents who said 'Over the Air', 'Cable', 'Satellite', vs. those who said 'Cable', 'Satellite', 'Free Streaming', 'Paid Streaming', 'Don't Watch TV'

**Internal Haystaq Model Name:** tv\_source\_tv\_v2\_LGB

FLAG: 25%

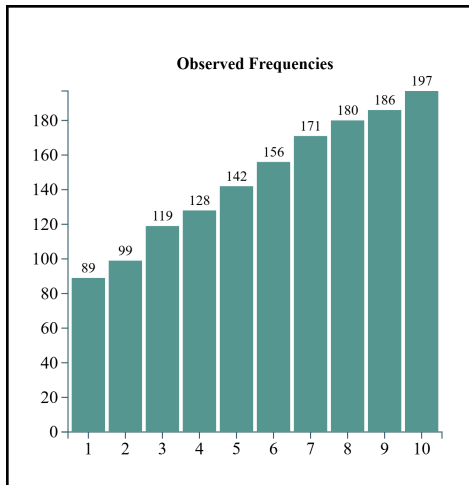


**hs\_tv\_viewer\_watch\_paid\_streaming**

**Dependent Variable:** Respondents who said 'Paid Streaming' vs. those who said 'Cable', 'Satellite', 'Free Streaming', 'Over the Air', 'Don't Watch TV'

**Internal Haystaq Model Name:** tv\_source\_paid\_streaming\_v2\_CT

FLAG: 25%

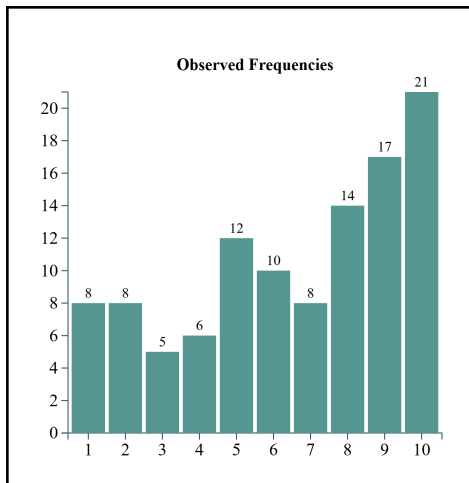


**hs tv viewer not viewer**

**Dependent Variable:** Respondents who said 'Don't Watch TV' vs. those who said 'Cable', 'Satellite', 'Free Streaming', 'Paid Streaming', 'Over the Air'

**Internal Haystaq Model Name:** tv\_source\_dont\_watch\_tv\_v2\_CT

FLAG: 8%



Ukraine \*

Source question:

President Trump is significantly lowering the amount of financial and military aid the United States is providing to Ukraine. Do you agree or disagree with President Trump's new policy towards Ukraine?

Unsure, Strongly Agree, Somewhat Agree, Somewhat Disagree, Strongly Disagree

**Included fields:**

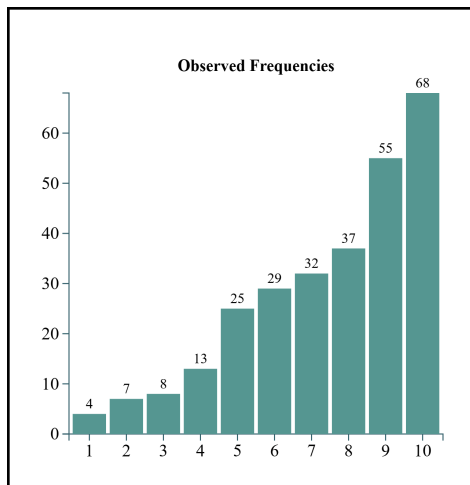
hs\_trump\_ukraine\_policy\_support

hs\_trump\_ukraine\_policy\_oppose

**hs\_trump\_ukraine\_policy\_support**

**Dependent Variable:** Respondents who said 'Strongly Agree' vs. those who said 'Somewhat Disagree', 'Strongly Disagree'

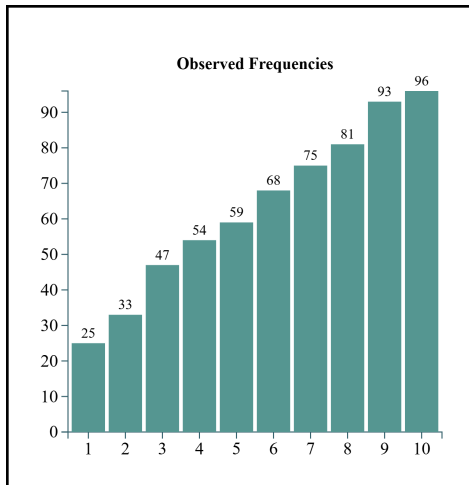
**Internal Haystaq Model Name:** trump\_ukraine\_policy\_strongly\_support\_2w\_GB  
FLAG: 20%



**hs\_trump\_ukraine\_policy\_oppose**

**Dependent Variable:** Respondents who said 'Strongly Disagree', 'Somewhat Disagree' vs. those who said 'Strongly Agree', 'Somewhat Agree', 'Unsure'

**Internal Haystaq Model Name:** trump\_ukraine\_policy\_oppose\_aw\_XG  
FLAG: 20%



## Unions \*

### Source question:

Do you believe labor unions are mostly beneficial or mostly harmful?

Mostly Beneficial, Mostly Harmful, Unsure

### Included fields:

hs\_attitude\_towards\_unions\_beneficial

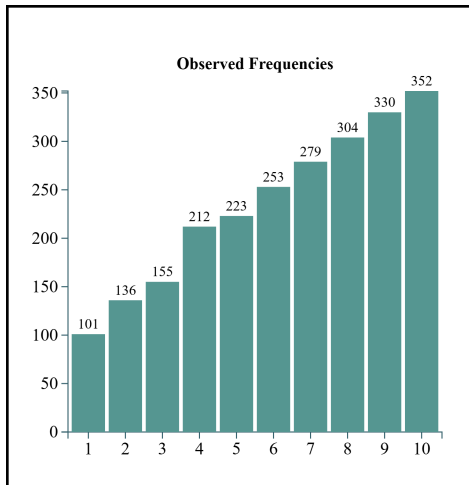
hs\_attitude\_towards\_unions\_not\_beneficial

### hs\_attitude\_towards\_unions\_beneficial

**Dependent Variable:** Respondents who said 'Mostly Beneficial' vs. those who said 'Mostly Harmful' or 'Unsure'

**Internal Haystaq Model Name:** unions\_beneficial\_aw\_GB

FLAG: 25%

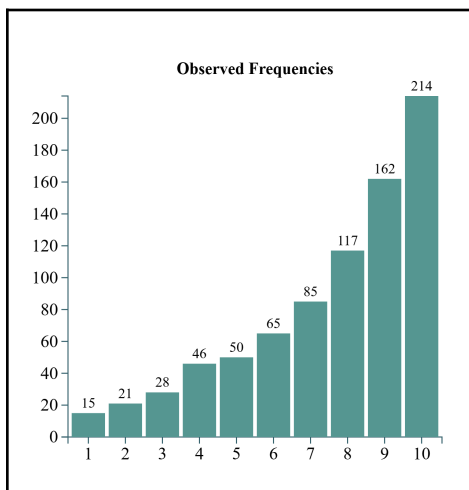


**hs\_attitude\_towards\_unions\_not\_beneficial**

**Dependent Variable:** Respondents who said 'Mostly Harmful' vs. those who said 'Mostly Beneficial', 'Unsure'

**Internal Haystaq Model Name:** unions\_harmful\_aw\_CT

FLAG: 15%



United Healthcare \*

Source question:

In December of 2024 CEO Brian Thompson was shot and killed in Manhattan. To what extent do United Healthcare's policies and denial of medical claims deserve blame for this death?

Unsure, Great Deal of Blame, Some Blame, Not Responsible for this death

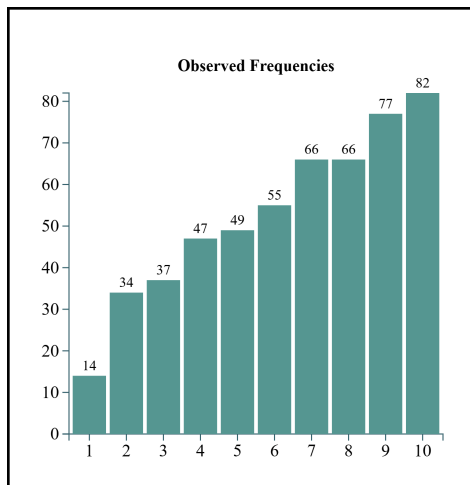
**Included fields:**

- hs\_united\_healthcare\_at\_fault
- hs\_united\_healthcare\_no\_fault

**hs\_united\_healthcare\_at\_fault**

**Dependent Variable:** Respondents who said 'Great Deal of Blame' vs. those who said 'Not Responsible', 'Unsure'

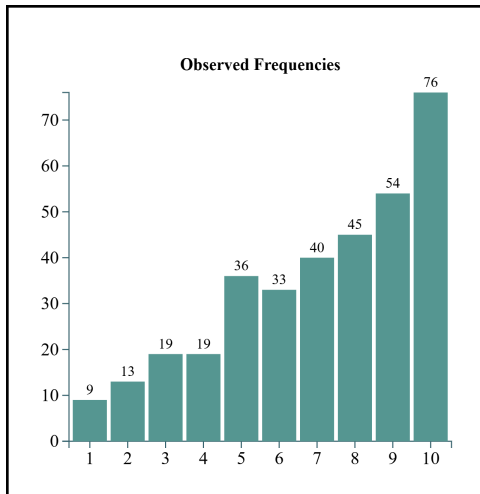
**Internal Haystaq Model Name:** luigi\_mangione\_united\_much\_blame\_aw2\_CT  
FLAG: 20%



**hs\_united\_healthcare\_no\_fault**

**Dependent Variable:** Respondents who said 'Not Responsible' vs. those who said 'Unsure', 'Great Deal of Blame', 'Some Blame'

**Internal Haystaq Model Name:** luigi\_mangione\_united\_not\_responsible\_aw\_GB  
FLAG: 10%



## Urban Rural (new April 2026)

Introduced April 2026

**Source question:**

Do you consider where you live to be urban, rural or suburban?

Unsure, Urban, Suburban, Rural

**Included fields:**

hs\_area\_identity\_suburban

hs\_area\_identity\_urban

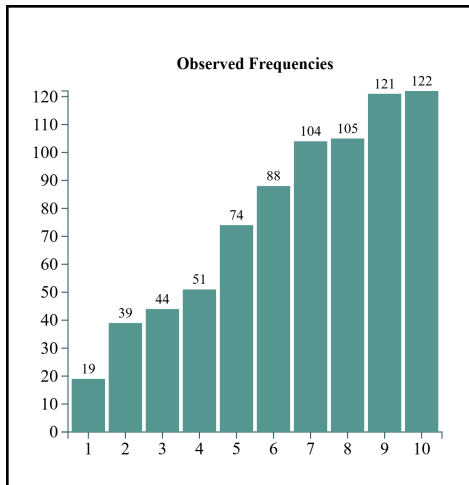
hs\_area\_identity\_rural

**hs\_area\_identity\_suburban**

**Dependent Variable:** Respondents who said 'Suburban' vs those who said 'Unsure', 'Urban' or 'Rural'

**Internal Haystaq Model Name:** area\_type\_suburban\_CT

FLAG: 40%

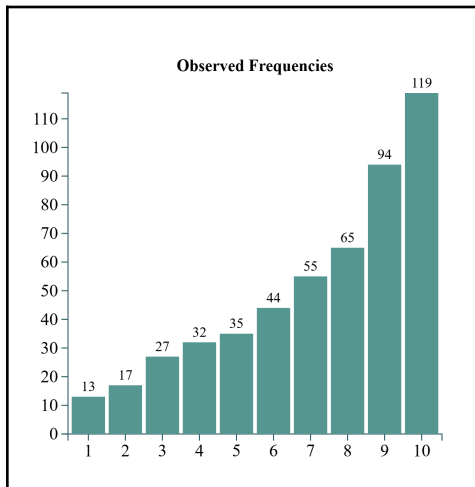


**hs\_area\_identity\_urban**

**Dependent Variable:** Respondents who said 'Urban' vs those who said 'Unsure', 'Suburban' or 'Rural'

**Internal Haystaq Model Name:** area\_type\_urban\_GB

FLAG: 20%

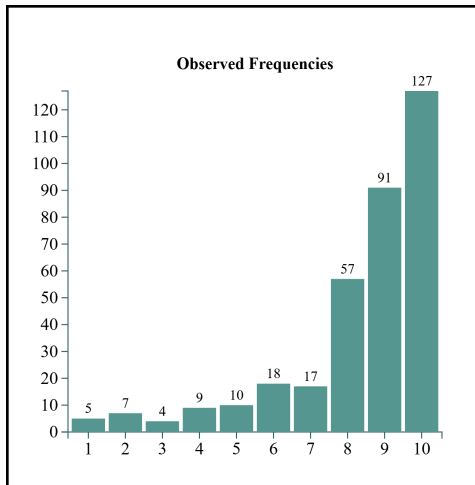


**hs\_area\_identity\_rural**

**Dependent Variable:** Respondents who said 'Rural' vs those who said 'Unsure', 'Suburban' or 'Urban'

**Internal Haystaq Model Name:** area\_type\_rural\_CT

FLAG: 20%



## Vaping (Updated April 2026) \*

Updated in April 2026

### Source question:

Do you use vaping products?

Yes, No

### Included fields:

hs\_vaping\_user\_yes

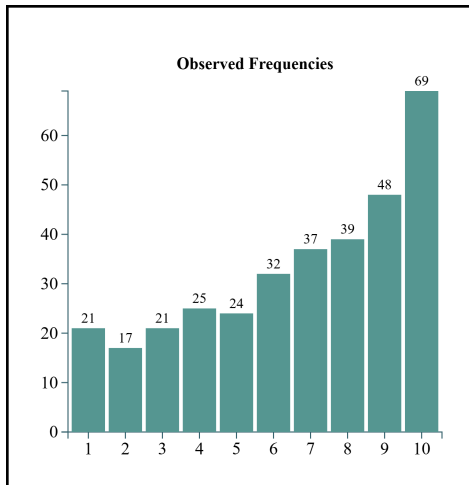
hs\_vaping\_user\_no

### hs\_vaping\_user\_yes

**Dependent Variable:** Respondents who said 'Yes' vs. those who said 'No'

**Internal Haystaq Model Name:** vaping\_user\_yes\_2w\_GB

FLAG: 10%



### hs\_vaping\_user\_no

**Dependent Variable:** This model is the inverse of the Yes Vaping User model above

**Internal Haystaq Model Name:** inverse of vaping\_user\_yes\_2w\_GB

FLAG: 20%

## View of Opposition \*

### **Source question:**

How do you view people who voted for a different presidential candidate this last election?

Unsure or Did Not Vote, We Just Happen to Disagree, They Are Misinformed, Their Views Are Dangerous

### **Included fields:**

hs\_view\_of\_opposition\_just\_disagree

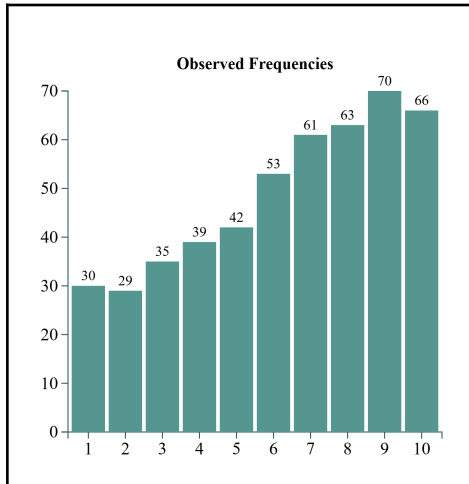
hs\_view\_of\_opposition\_misinformed

hs\_view\_of\_opposition\_dangerous

### hs\_view\_of\_opposition\_just\_disagree

**Dependent Variable:** Respondents who said 'Happen to Disagree' vs those who said 'Dangerous'

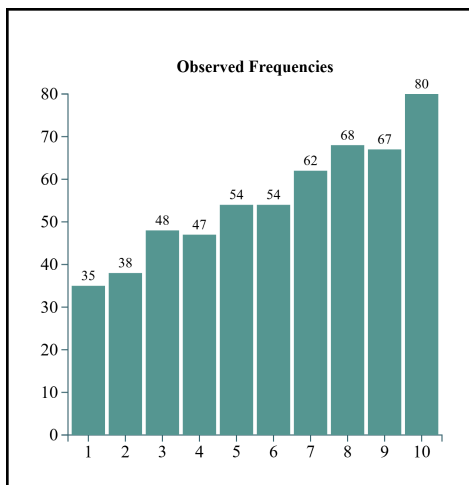
**Internal Haystaq Model Name:** view\_of\_opposition\_just\_disagree\_2w\_CT  
**FLAG:** 20%



**hs view of opposition misinformed**

**Dependent Variable:** Respondents who said 'Misinformed' vs those who said 'Unsure', 'Happen to Disagree'

**Internal Haystaq Model Name:** view\_of\_opposition\_misinformed\_aw2\_CT  
**FLAG:** 10%

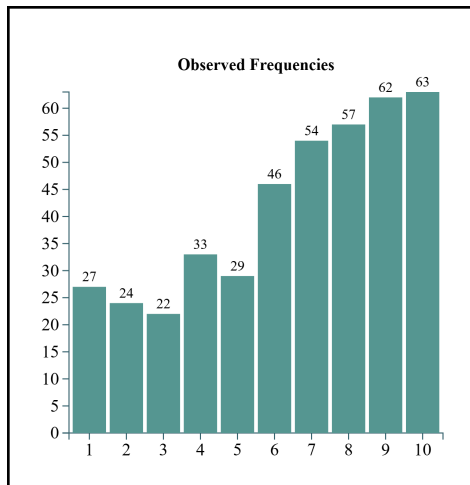


**hs view of opposition dangerous**

**Dependent Variable:** Respondents who said 'Dangerous' vs those who said 'Unsure', 'Happen to Disagree'

**Internal Haystaq Model Name:** view\_of\_opposition\_dangerous\_aw2\_CT

FLAG: 20%



## Violent Crime Anxiety (Updated April 2026) \*

Updated in April 2026

### Source question:

How much do you worry about violent crime affecting you or your family? Are you very worried, somewhat worried, not very worried or not at all worried about violent crime affecting you or your family?

Very Worried, Somewhat Worried, Not Very Worried, Not At all Worried

### Included fields:

hs\_violent\_crime\_worried

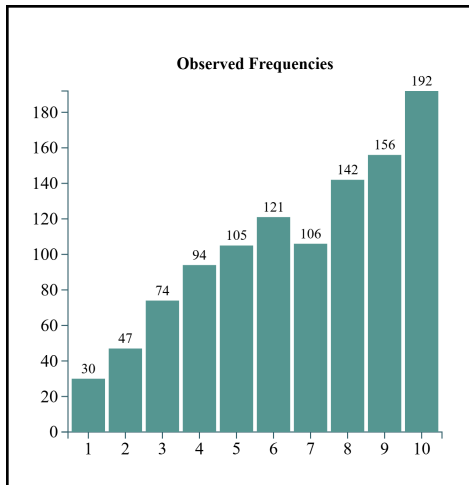
hs\_violent\_crime\_not\_worried

### hs\_violent\_crime\_very\_worried

**Dependent Variable:** Respondents who said 'Very Worried' vs. those who said 'Not at all Worried', 'Not Very Worried'

**Internal Haystack Model Name:** violent\_crime\_very\_worried\_aw\_GB

FLAG: 20%

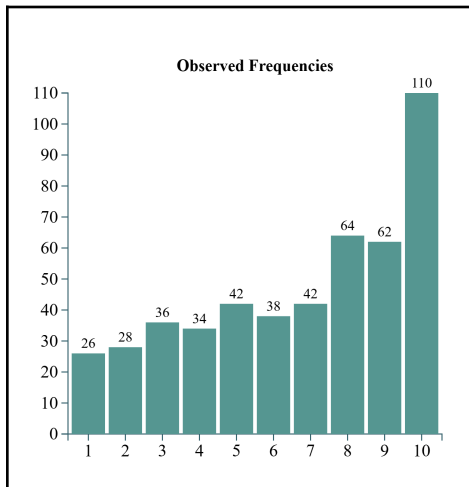


**hs\_violent\_crime\_not\_worried**

**Dependent Variable:** Respondents who said 'Not at all Worried' vs. those who said, 'Very Worried', 'Somewhat Worried'

**Internal Haystaq Model Name:** violent\_crime\_not\_at\_all\_worried\_aw\_CT

FLAG: 10%



**Voting Fraud (Updated April 2026) \***

Updated in April 2026

**Source question:**

Which is the greater concern for you around voting - that there are too many people fraudulently casting votes or that there are barriers that make it difficult for people to vote?

Voter Fraud, Voter suppression, Unsure

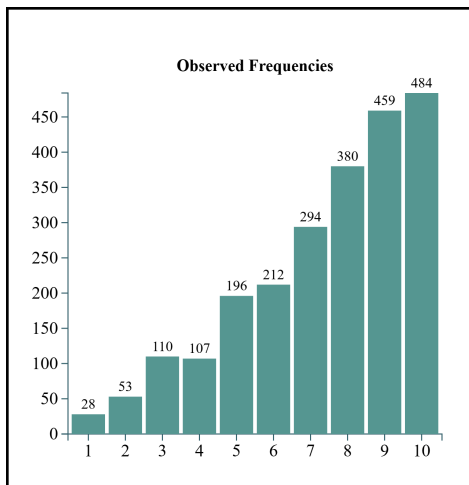
**Included fields:**

- hs\_voting\_fraud\_concern\_fraud
- hs\_voting\_fraud\_concern\_barriers

**hs\_voting\_fraud\_concern\_fraud**

**Dependent Variable:** Respondents who said 'Voter Fraud' vs. 'Voter Suppression', 'Unsure'

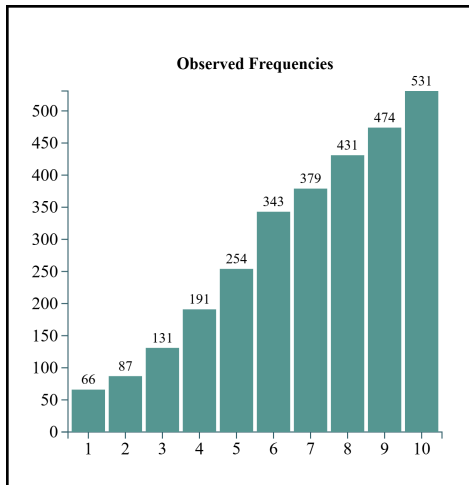
**Internal Haystaq Model Name:** voting\_fraud\_concerned\_aw\_CT  
FLAG: 25%



**hs\_voting\_fraud\_concern\_barriers**

**Dependent Variable:** Respondents who said 'Voter Suppression' vs. 'Voter Fraud', 'Unsure'

**Internal Haystaq Model Name:** voting\_fraud\_barriers\_2w\_GB  
FLAG: 20%



## Wealth Acquisition \*

### Source question:

Do you think that most people in the top 1% acquired their wealth because they worked hard or because of advantages they were handed?

Hard Work, Advantages, Unsure

### Included fields:

hs\_wealth\_acquired\_hardwork

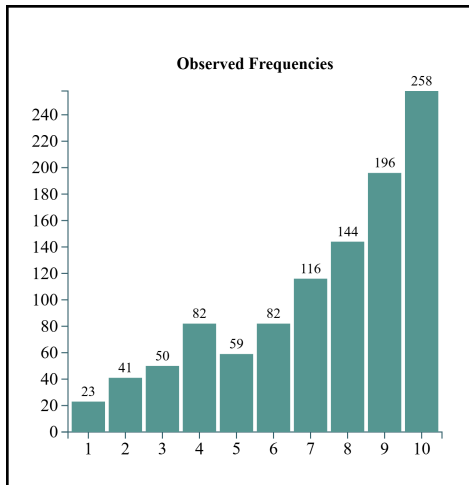
hs\_wealth\_acquired\_through\_advantages

### hs\_wealth\_acquired\_hardwork

**Dependent Variable:** Respondents who said 'Hard Work' vs. those who said 'Advantages'

**Internal Haystack Model Name:** wealth\_acquired\_through\_hardwork\_2w\_CT

FLAG: 20%



**hs\_wealth\_acquired\_advantages**

**Dependent Variable:** Respondents who said 'Advantages' vs. those who said 'Hard Work', 'Unsure'

**Internal Haystaq Model Name:** wealth\_acquired\_through\_advantages\_aw\_CT

FLAG: 20%

