

**HAYSTAQ**  **DNA**



# L2/Haystaq National Models User Guide Summer 2023

## L2 National Models User Guide

Haystaq is excited to announce our national political models, updated for 2023. Each of the roughly 210 million voters on the L2 voter file has a score representing their likelihood of agreeing with any of 120 given positions, now updated to include more than 20 new issues.

These models were built using response data from a national custom-built survey fielded via IVR- and live- telephone calls, text surveys and an online panel in spring of 2023. The indicator data used by these models is a combination of individual-level voter registration information and past voting behavior, individual and household demographic and consumer characteristics, and census and geographic-level data.

For all models, we exclude a random  $\frac{1}{3}$  sample of the survey data from the modeling process as a test set to use for validation. The charts labeled “Observed vs. Predicted Frequencies” demonstrate the performance of each model on this sample. Each score is split into deciles and the share of the test set scored in a given range whose actual responses match the dependent variable “yes” or 1 condition is plotted on the y-axis. A strong model will show taller teal bars in the high deciles and shorter bars in the low deciles.

**\*\* Indicates models have been built on a 240 million consumer file including 90 million who are not registered for vote. Please contact us for more information.**

## TABLE OF CONTENTS

<b>Fifteen Dollar Minimum Wage **</b>	<b>15</b>
Economy_Minimum_Wage_15_Min_Wage_Increase_Support	15
Economy_Minimum_Wage_15_Min_Wage_Increase_Oppose	15
<b>Third Party**</b>	<b>16</b>
Partisanship_Moderate_Third_Party_Mod_Third_Party_Support	16
Partisanship_Moderate_Third_Party_Mod_Third_Party_Oppose	17
<b>Abortion**</b>	<b>18</b>
Healthcare_Abortion_Pro_Choice	18
Healthcare_Abortion_Pro_Life	19
<b>Activism**</b>	<b>19</b>
Behavior_Activism_Activist	19
<b>Affordable Housing**</b>	<b>20</b>
Affordable_Housing_Government_Has_Roll	20
Affordable_Housing_Government_Has_No_Roll	21
<b>Amazon**</b>	<b>22</b>
Economy_Amazon_Worker_Treatment_Amazon_Good_Jobs	22
Economy_Amazon_Worker_Treatment_Amazon_Exploitative	22
<b>Autonomous Vehicles**</b>	<b>23</b>
Autonomous_Vehicles_Allow	23
Autonomous_Vehicles_Do_NOT_Allow	24
<b>Ballot Drop Off**</b>	<b>25</b>
Ballot_Dropoff_Entire_Ballot	25
Ballot_Dropoff_Only_Top	26
<b>Basic Income**</b>	<b>26</b>
Economy_Universal_Basic_Income_Basic_Income_Support	26
Economy_Universal_Basic_Income_Basic_Income_Oppose	27
<b>Biden Foreign Policy**</b>	<b>27</b>
Biden_Foreign_Policy_Approval	27
Biden_Foreign_Policy_Disapproval	28
<b>Black Lives Matter**</b>	<b>29</b>
Political_Activism_And_Strife_Black_Lives_Matter_BLM_Support	29
Political_Activism_And_Strife_Black_Lives_Matter_BLM_Oppose	29
<b>Cancel Student Debt**</b>	<b>30</b>
Economy_Cancel_Student_Debt_All	30
Economy_Cancel_Student_Debt_None	31
<b>Candidates and Officials – Alexandria Ocasio Cortez**</b>	<b>32</b>

Candidates_And_Officials_Alexandria_Ocasio_Cortez_Approval	32
Candidates_And_Officials_Alexandria_Ocasio_Cortez_Disapproval	32
Candidates_And_Officials_Alexandria_Ocasio_Cortez_Dem_Approval	33
Candidates_And_Officials_Alexandria_Ocasio_Cortez_Dem_Disapproval	34
<b>Candidates and Officials – Bernie Sanders**</b>	<b>34</b>
Candidates_And_Officials_Bernie_Approval	35
Candidates_And_Officials_Bernie_Disapproval	35
Candidates_And_Officials_Bernie_Dem_Approval	36
Candidates_And_Officials_Bernie_Dem_Disapproval	36
<b>Candidates and Officials – Joe Biden**</b>	<b>37</b>
Candidates_And_Officials_Biden_Approval	37
Candidates_And_Officials_Biden_Disapproval	38
Candidates_And_Officials_Biden_Dem_Approval	38
Candidates_And_Officials_Biden_Dem_Disapproval	39
<b>Candidates and Officials – Pete Buttigieg**</b>	<b>40</b>
Candidates_And_Officials_Buttigieg_Approval	40
Candidates_And_Officials_Buttigieg_Disapproval	41
Candidates_And_Officials_Buttigieg_Dem_Approval	41
Candidates_And_Officials_Buttigieg_Dem_Disapproval	42
<b>Candidates and Officials – Ron DeSantis**</b>	<b>43</b>
Candidates_And_Officials_DeSantis_Approval	43
Candidates_And_Officials_DeSantis_Disapproval	43
Candidates_And_Officials_DeSantis_Approval_GOP	44
Candidates_And_Officials_DeSantis_Disapproval_GOP*	45
<b>Candidates and Officials – Donald Trump**</b>	<b>45</b>
Candidates_And_Officials_Trump_Approval	45
Candidates_And_Officials_Trump_Disapproval	46
Candidates_And_Officials_Trump_Approval_GOP	47
Candidates_And_Officials_Trump_Disapproval_GOP	47
<b>Candidates and Officials – Kamala Harris**</b>	<b>48</b>
Candidates_And_Officials_Harris_Approval	48
Candidates_And_Officials_Harris_Disapproval	49
Candidates_And_Officials_Harris_Dem_Approval	50
Candidates_And_Officials_Harris_Dem_Disapproval	50
<b>Candidates and Officials – Hakeem Jeffries**</b>	<b>51</b>
Candidates_And_Officials_Hakeem_Jeffries_Approval	51
Candidates_And_Officials_Hakeem_Jeffries_Disapproval	52
Candidates_And_Officials_Hakeem_Jeffries_Dem_Approval	52

<b>Candidates and Officials – Nikki Haley**</b>	<b>53</b>
Candidates_And_Officials_Haley_Approval	53
Candidates_And_Officials_Haley_Disapproval	54
Candidates_And_Officials_Haley_Approval_GOP	54
<b>Candidates and Officials – Kevin McCarthy**</b>	<b>55</b>
Candidates_And_Officials_Kevin_McCarthy_Approval	55
Candidates_And_Officials_Kevin_McCarthy_Disapproval	56
Candidates_And_Officials_Kevin_McCarthy_Approval_GOP	57
<b>Candidates and Officials – Gavin Newsom**</b>	<b>57</b>
Candidates_And_Officials_Newsom_Approval	57
Candidates_And_Officials_Newsom_Disapproval	58
Candidates_And_Officials_Newsom_Dem_Approval	58
<b>Candidates and Officials – Mike Pence**</b>	<b>59</b>
Candidates_And_Officials_Pence_Approval	59
Candidates_And_Officials_Pence_Disapproval	60
<b>View On Capitalism**</b>	<b>61</b>
Ecomony_Capitalism_Capitalism_Believe_Flawed	61
Ecomony_Capitalism_Capitalism_Believe_Sound	62
<b>Casinos**</b>	<b>62</b>
Role_Of_Government_Casino_Support	62
Role_Of_Government_Casino_Oppose	63
<b>Charity Type**</b>	<b>63</b>
Behavior_Charity_Giving_Type_Give_To_Enviro_Cause	64
Behavior_Charity_Giving_Type_Give_To_Veteran_Cause	64
Behavior_Charity_Giving_Type_Give_To_Religious_Cause	65
Behavior_Charity_Giving_Type_Give_To_Performing_Arts	65
Behavior_Charity_Giving_Type_Give_To_Medical_Cause	66
<b>Charter Schools**</b>	<b>67</b>
Education_Charter_Schools_Charter_School_Support	67
Education_Charter_Schools_Charter_School_Oppose	68
<b>China Foreign Policy**</b>	<b>68</b>
China_Foreign_Policy_Work_With	68
China_Foreign_Policy_Adversarial	69
<b>Church Attendance**</b>	<b>70</b>
Behavior_Church_Attendance_Attends_Church_Frequently	70
Behavior_Church_Attendance_Attends_Church_Never	70
<b>Civil Liberties**</b>	<b>71</b>
Civil_Liberties_Support	71

Civil_Liberties_Oppose	72
<b>Common Core**</b>	<b>72</b>
Education_Common_Core_Common_Core_Support	72
Education_Common_Core_Common_Core_Oppose	73
<b>Free Community College**</b>	<b>74</b>
Education_Free_Community_College_Free_Cmnty_College_Support	74
Education_Free_Community_College_Free_Cmnty_College_Oppose	74
<b>Congressional Stock Trading*</b>	<b>76</b>
Congressional_Stock_Trading_Huge_Problem	76
Congressional_Stock_Trading_Not_Concerned	76
<b>Consumer Values**</b>	<b>77</b>
Consumer_Focus_Consumer_Values_Price_Vs_Environment_	77
Consumer_Value_Low_Cost	77
Consumer_Focus_Consumer_Values_Price_Vs_Environment_	78
Consumer_Value_Environment	78
Consumer_Focus_Consumer_Values_Price_Vs_Environment_	78
Consumer_Value_Longterm*	78
<b>Covid Future Vaccines and Boosters**</b>	<b>79</b>
Covid_Get_Future_Vaccines_Likely	79
Covid_Get_Future_Vaccines_Unlikely	79
Covid_Get_Future_Vaccines_Unsure	80
<b>Critical Race Theory**</b>	<b>81</b>
Critical_Race_Theory_Books_Ban	81
Critical_Race_Theory_Books_Do_Not_Ban	81
<b>Crypto Currency**</b>	<b>82</b>
Crypto_Reduce_Restrictions	82
Crypto_Increase_Restrictions	83
<b>Death Penalty**</b>	<b>84</b>
Role_Of_Government_Death_Penalty_Death_Penalty_Support	84
Role_Of_Government_Death_Penalty_Death_Penalty_Oppose	84
<b>Defense Spending**</b>	<b>85</b>
Military_International_Borders_Defense_Spending_	85
Defense_Spending_Reduce	85
Military_International_Borders_Defense_Spending_Defense_	86
Spending_Increase	86
<b>Type of Democrat**</b>	<b>87</b>
Ideology_Partisanship_Partisanship_Progressive_Vs_Moderate_Dem_Type_Progressive	87
Ideology_Partisanship_Partisanship_Progressive_Vs_Moderate_Dem_Type_Moderate	88

<b>Political Donations</b>	<b>88</b>
Political_Donations_Likely**	88
Political_Donations_Unlikely*	89
<b>Drug Price Limits</b>	<b>89</b>
Political_Activism_And_Strife_Drug_Price_Limit_	90
Drug_Price_Limit_Support**	90
Political_Activism_And_Strife_Drug_Price_Limit_	90
Drug_Price_Limit_Oppose	90
<b>Early Vote**</b>	<b>91</b>
Early_Vote_Would_If_Could	91
Early_Vote_No	91
<b>Economic Anxiety**</b>	<b>92</b>
Economy_Economic_Anxiety_Econ_Anxiety_Very_Worried	92
Economy_Economic_Anxiety_Econ_Anxiety_Not_Worried	93
<b>Electric Vehicle Ownership**</b>	<b>93</b>
Electric_Vehicle_Likely_Buyer	94
Electric_Vehicle_Not_Likely	94
<b>Environment- Climate Change**</b>	<b>95</b>
Environment_Climate_Change_Climate_Change_Believer	95
Environment_Climate_Change_Climate_Change_Nonbeliever	96
<b>Family Medical Leave**</b>	<b>96</b>
Family_Medical_Leave_Support	97
Family_Medical_Leave_Oppose	97
<b>Felons Voting**</b>	<b>98</b>
Voting_And_Courts_Felon_Voting_Felon_Voting_Support	98
Voting_And_Courts_Felon_Voting_Felon_Voting_Oppose	98
<b>Female Candidates</b>	<b>99</b>
Candidates_And_Officials_Female_Candidates_Candidate_	99
Female_Prefer**	99
Candidates_And_Officials_Female_Candidates_Candidate_	100
Female_Do_NOT_Prefer*	100
<b>Gas Tax**</b>	<b>101</b>
<b>Source question:</b>	<b>101</b>
Environment_Gas_Tax_Gas_Tax_Support	101
Environment_Gas_Tax_Gas_Tax_Oppose	101
<b>General Vaccines**</b>	<b>102</b>
General_Anti_Vax_Pro_Vax	102
<b>Gentrification**</b>	<b>103</b>

Economy_Gentrification_Gentrification_Oppose	103
Economy_Gentrification_Gentrification_Support	104
<b>Gig Opinion**</b>	<b>104</b>
Economy_Gig_Work_Benefits_Gig_Work_Keep_Contractor	104
Economy_Gig_Work_Benefits_Gig_Work_Make_Employees	105
<b>Gig Worker</b>	<b>106</b>
Economy_Gig_Worker_Worker_Gig_Likely**	106
Economy_Gig_Worker_Worker_Gig_Unlikely*	106
<b>GOP Type**</b>	<b>107</b>
Ideology_Partisanship_Partisanship_Establishment_Vs_Firebrand_	107
GOP_Type_Firebrand	107
Ideology_Partisanship_Partisanship_Establishment_Vs_Firebrand_	108
GOP_Type_Establishment	108
<b>Green New Deal**</b>	<b>108</b>
Environment_Green_New_Deal_Green_New_Deal_Support	108
Environment_Green_New_Deal_Green_New_Deal_Oppose	109
<b>Gun Control**</b>	<b>110</b>
Gun_Control_Support	110
Gun_Control_Oppose	110
<b>ICE**</b>	<b>111</b>
Military_International_Borders_Immigration_And_Customs_	111
Enforcement_Ice_Ice_Oppose	111
Military_International_Borders_Immigration_And_Customs_	112
Enforcement_Ice_Ice_Reform	112
Military_International_Borders_Immigration_And_Customs_	113
Enforcement_Ice_Ice_Support	113
<b>Ideology - General**</b>	<b>113</b>
Ideology_Partisanship_Ideology_Liberal_Vs_Conservative_Vs_	114
Moderate_Ideology_Liberal	114
Ideology_Partisanship_Ideology_Liberal_Vs_Conservative_Vs_	114
Moderate_Ideology_Moderate*	114
Ideology_Partisanship_Ideology_Liberal_Vs_Conservative_Vs_	115
Moderate_Ideology_Conservative	115
<b>Ideology - Fiscal**</b>	<b>115</b>
Ideology_Partisanship_Ideology_Fiscal_Ideology_Fiscal_Liberal	115
Ideology_Partisanship_Ideology_Fiscal_Ideology_Fiscal_Moderate	116
Ideology_Partisanship_Ideology_Fiscal_Ideology_Fiscal_Conserv	116
<b>Ideology - Social**</b>	<b>117</b>



Ideology_Partisanship_Ideology_Social_Ideology_Social_Liberal	117
Ideology_Partisanship_Ideology_Social_Ideology_Social_Moderate	118
Ideology_Partisanship_Ideology_Social_Ideology_Social_	118
Conservative	118
<b>Income Inequality**</b>	<b>118</b>
Economy_Income_Inequality_Income_Inequality_Serious	119
Economy_Income_Inequality_Income_Inequality_No_Issue	119
<b>Inflation Fault**</b>	<b>120</b>
Inflation_Fault_Biden	120
Inflation_Fault_Corporate_America	121
Inflation_Fault_External_Events	121
<b>Infrastructure Spending**</b>	<b>122</b>
Economy_Infrastructure_Funding_Infrastruc_Fund_More	122
Economy_Infrastructure_Funding_Infrastruc_Enough_Spent	123
<b>January Sixth**</b>	<b>123</b>
Jan_6th_Prosecute	124
Jan_6th_Unity	124
Jan_6th_Non_Issue	125
<b>Job Seeker**</b>	<b>125</b>
Job_Seeker_Likely	125
Job_Seeker_Unlikely	126
Job_Seeker_Does_Not_Work	126
<b>Jobs Guarantee**</b>	<b>127</b>
Economy_Jobs_Guarantee_Jobs_Guarantee_Support	127
Economy_Jobs_Guarantee_Jobs_Guarantee_Oppose	128
<b>Covid Lab Leak**</b>	<b>128</b>
Covid_Lab_Leak_True	128
Covid_Lab_Leak_Not_True	129
<b>Mail Readership**</b>	<b>129</b>
Mail_Readership_Everything	129
Mail_Readership_Do_Not_Read	130
<b>Marijuana Legalization**</b>	<b>131</b>
Role_Of_Government_Marijuana_Marijuana_Legal_Support	131
Role_Of_Government_Marijuana_Marijuana_Legal_Oppose	132
Role_Of_Government_Marijuana_Marijuana_Medical_Only	132
<b>Medicaid Expansion**</b>	<b>133</b>
Medicaid_Expansion_Support	133
Medicaid_Expansion_Oppose	134

<b>Medicare For All**</b>	<b>135</b>
Healthcare_Medicare_For_All_Medicare_For_All_Support	135
Healthcare_Medicare_For_All_Medicare_For_All_Oppose	135
<b>Mexican Wall**</b>	<b>136</b>
Military_International_Borders_Mexican_Border_Wall_Mexican_Wall_Support	136
Military_International_Borders_Mexican_Border_Wall_Mexican_Wall_Oppose	137
<b>Military Family Relationship**</b>	<b>137</b>
Military_Family_Relationship_Yes	138
Military_Family_Relationship_No	138
<b>Minority Candidates**</b>	<b>138</b>
Candidates_And_Officials_Minority_Candidates_Candidate_Minority_Prefer	139
Candidates_And_Officials_Minority_Candidates_Candidate_Minority_Do_NOT_Prefer*	139
<b>Movie Theaters**</b>	<b>140</b>
Consumer_Focus_Movie_Theater_Attend_Movietheater_Goer	140
Consumer_Focus_Movie_Theater_Attend_Movietheater_Avoider	141
<b>Affordable Care Act/Obamacare</b>	<b>142</b>
Healthcare_Affordable_Care_Act_Obamacare_ACA_Expand	142
Healthcare_Affordable_Care_Act_Obamacare_ACA_Oppose	142
Healthcare_Affordable_Care_Act_Obamacare_ACA_Protect	143
<b>Online Gaming**</b>	<b>144</b>
Role_Of_Government_Online_Gambling_Online_Gambling_More_Legal	144
Role_Of_Government_Online_Gambling_Online_Gambling_Less_Legal	145
<b>Opioid Crisis Response**</b>	<b>146</b>
Healthcare_Opioid_Opioid_Crisis_Treat	146
Healthcare_Opioid_Opioid_Crisis_Enforce	146
<b>Gas or Oil Pipelines**</b>	<b>147</b>
Environment_Pipeline_Fracking_Pipeline_Fracking_Support	147
Environment_Pipeline_Fracking_Pipeline_Fracking_Oppose	148
<b>Primary Election Choice**</b>	<b>148</b>
Ideology_Partisanship_Partisanship_Primary_Election_Choice_Dem_Dem_Prim_Voter	148
Ideology_Partisanship_Partisanship_Primary_Election_Choice_GOP_GOP_Prim_Voter	149
<b>Public Transit Funding**</b>	<b>149</b>
Role_Of_Government_Public_Transit_Public_Transit_Support	149
Role_Of_Government_Public_Transit_Public_Transit_Oppose	150
<b>Qanon**</b>	<b>150</b>
Political_Activism_And_Strife_Qanon_Qanon_Believer	151
	10

Political_Activism_And_Strife_Qanon_Qanon_Nonbeliever	151
<b>Rank Choice Voting**</b>	<b>151</b>
Voting_And_Courts_Rank_Choice_Voting_Rank_Choice_Voting_Support	152
Voting_And_Courts_Rank_Choice_Voting_Rank_Choice_Voting_Oppose	152
<b>Redistricting**</b>	<b>153</b>
Voting_And_Courts_Redistricting_Redistrict_Independent	153
Voting_And_Courts_Redistricting_Redistrict_State_Leg	154
<b>Importance of Religion**</b>	<b>155</b>
Behavior_Religion_Religion_Important	155
Behavior_Religion_Religion_Moderately_Important*	155
Behavior_Religion_Religion_Not_Important	156
<b>Rideshare User**</b>	<b>156</b>
Consumer_Focus_Rideshare_Use_Rideshare_User	156
Consumer_Focus_Rideshare_Use_Rideshare_User_No	157
<b>Right to Repair</b>	<b>157</b>
Right_To_Repair_Strong_Support**	158
Right_To_Repair_Oppose	158
<b>Right Wing Militia Opposition**</b>	<b>158</b>
Political_Activism_And_Strife_Rightwing_Militias_Rightwing_Militia_Oppose	159
Dependent Variable: Respondents who said 'strongly oppose' vs. those who said 'unfamiliar','unsure','strongly support','somewhat support'	159
<b>Same Sex Marriage**</b>	<b>160</b>
Gay_Marriage_Support	160
Gay_Marriage_Oppose	160
<b>School Choice**</b>	<b>161</b>
Education_School_Choice_School_Choice_Support	161
Education_School_Choice_School_Choice_Oppose	161
<b>School Spending**</b>	<b>162</b>
Education_School_Spending_School_Funding_More	162
Education_School_Spending_School_Funding_Less	162
<b>Social Media Use**</b>	<b>163</b>
Media_Social_Media_User_Social_Media_User	163
Media_Social_Media_User_Social_Media_Non_User	163
<b>Social Security Tax Increase**</b>	<b>164</b>
Social_Security_Tax_Increase_Support	164
Social_Security_Tax_Increase_Oppose	165

<b>Supreme Court as Voting Issue</b>	<b>166</b>
Supreme_Court_Most_Important	166
Supreme_Court_Not_Important**	167
Supreme_Court_Dem_Most_Important	167
Supreme_Court_Dem_Not_Important**	168
Supreme_Court_GOP_Most_Important	168
Supreme_Court_GOP_not_Important	168
<b>Tax Cut Support**</b>	<b>169</b>
Economy_Tax_Cuts_Tax_Cut_Support	169
Economy_Tax_Cuts_Tax_Cut_Oppose	170
<b>Teachers Unions**</b>	<b>171</b>
Teachers_Union_Positive	171
Teachers_Union_Negative	171
<b>Telemedicine**</b>	<b>172</b>
Covid_Telemedicine_Telemedicine_Like	172
Covid_Telemedicine_Telemedicine_dislike	173
<b>Ticket Splitting</b>	<b>174</b>
Behavior_Ticket_Splitting_Ticket_Splitter_Often	174
Behavior_Ticket_Splitting_Ticket_Splitter_Never	174
<b>Tobacco Tax**</b>	<b>175</b>
Economy_Tobacco_Tax_Tobacco_Tax_Support	175
Economy_Tobacco_Tax_Tobacco_Tax_Oppose	176
<b>Trans Health**</b>	<b>177</b>
<b>Source question:</b>	<b>177</b>
Political_Activism_And_Strife_Trans_Health_Legal	177
Political_Activism_And_Strife_Trans_Health_Illegal	177
<b>Tribalism**</b>	<b>178</b>
Tribalism_Open_Minded	178
Tribalism_Team_GOP	179
Tribalism_Team_Dem	179
<b>Trump vs Biden**</b>	<b>180</b>
Trump_V_Biden_Favor_Biden	180
Trump_V_Biden_Favor_Trump	181
<b>Question Name – Trump vs DeSantis**</b>	<b>182</b>
Trump_vs_DeSantis_Favor_Trump	182
Trump_vs_DeSantis_Favor_DeSantis	183
Trump_vs_DeSantis_Favor_Trump_GOP	183
Trump_vs_DeSantis_Favor_DeSantis_GOP	184
	12

<b>Trump Voter Fraud**</b>	<b>184</b>
Trump_Specific_Trump_Voter_Fraud_Voter_Fraud_Cost_Trump	184
Trump_Specific_Trump_Voter_Fraud_Voter_Fraud_No_Trump_Cost	185
<b>Trust in Science**</b>	<b>186</b>
Trust_Science_Always	186
Trust_Science_Rarely	186
<b>Truth vs Free Speech**</b>	<b>187</b>
Media_Social_Media_Truth_Vs_Speech_Social_Media_Free_Speech	187
Social_Media_Ensure_Truth	188
<b>TV- Trusted News Source**</b>	<b>189</b>
Media_Tv_News_Source_Most_Trusted_News_CNN	189
Media_Tv_News_Source_Most_Trusted_News_Fox	189
Media_Tv_News_Source_Most_Trusted_News_MSNBC	190
<b>TV Viewing**</b>	<b>191</b>
<b>Source question:</b>	<b>191</b>
Consumer_Focus_Tv_Viewer_Tv_Viewer_Watch_Live	191
Consumer_Focus_Tv_Viewer_Tv_Viewer_Watch_prerecorded	191
Consumer_Focus_Tv_Viewer_Tv_Viewer_Only_Stream	192
Consumer_Focus_Tv_Viewer_Tv_Viewer__No	193
<b>War in Ukraine**</b>	<b>193</b>
Ukraine_Escalate	194
Ukraine_Continue	194
Ukraine_not_our_fight	195
<b>Unions**</b>	<b>195</b>
Unions_Beneficial	195
Unions_Not_Beneficial	196
<b>Universal Voting**</b>	<b>197</b>
Universal_Voting_Support	197
Universal_Voting_Oppose	197
<b>Vaping Regulation</b>	<b>198</b>
Vaping_Regulation_Keep_Same	198
<b>View of Immigration**</b>	<b>199</b>
Military_International_Borders_Immigration_Illegal_Imm_Undesirable	199
Military_International_Borders_Immigration_Illegal_Imm__Process_	200
Unfair	200
<b>Violent Crime Anxiety</b>	<b>201</b>
Violent_Crime_very_Worried**	201
Violent_Crime_not_Worried	201

<b>Voting Fraud**</b>	<b>202</b>
Voting_And_Courts_Voting_Fraud_Voting_Fraud_Concern	202
Voting_And_Courts_Voting_Fraud_Voting_Oppression_Concern	203
<b>Wealth Acquisition**</b>	<b>204</b>
Wealth_Acquired_Hardwork	204
Wealth_Acquired_Advantages	204
<b>Responsiveness</b>	<b>205</b>
Responsiveness_Live	205
Responsiveness_sms	206
Responsiveness_Email	206
<b>Partisanship**</b>	<b>207</b>
Party Strong Democrat Score	207
Party Democrat Score	208
Party Weak Democrat Flag	208
Party Independent Score	208
Party Strong Republican Score	209
Party Republican Score	209
Party Weak Republican Flag	210
<b>Absentee/Vote by Mail and Early Voting</b>	<b>210</b>
Absentee/Vote by Mail Voting Score	210
Likely_vbm_flag	210
unlikely_vbm_flag	210
Early Voting Score	211
Likely_EV_flag	211
Unlikely_Ev_flag	211
<b>Turnout Scores</b>	<b>212</b>
General Turnout Score	212
Likely_Presidential_Voter_flag	212
Unlikely_Presidential_Voter_flag	212
<b>Combination Flags</b>	<b>213</b>
Likely_Presidential_voter_and_Likely_vbm_flag	213
Likely_Presidential_voter_and_Unlikely_vbm_flag	213
Unlikely_Presidential_voter_and_Unlikely_vbm_flag	213
Likely_Presidential_voter_and_Likely_ev_flag	213
Likely_Presidential_voter_and_Unlikely_ev_flag	213

# Fifteen Dollar Minimum Wage

**Source question:**

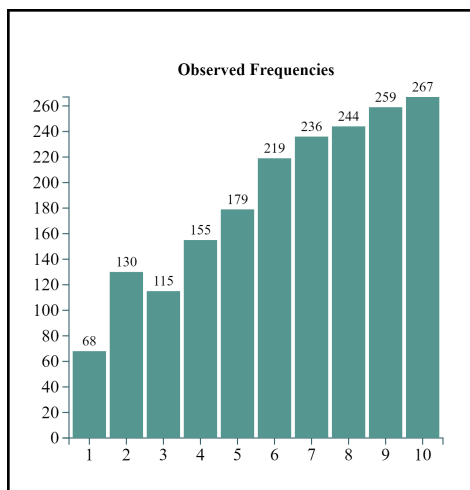
Do you support proposals to make the national minimum wage \$15 per hour?  
Support, Oppose or Unsure

**Included fields:** Economy\_Minimum\_Wage\_15\_Min\_Wage\_Increase\_Support,  
Economy\_Minimum\_Wage\_15\_Min\_Wage\_Increase\_Oppose

**Economy\_Minimum\_Wage\_15\_Min\_Wage\_Increase\_Support**

**Dependent Variable:** Respondents who answered ‘support’ vs those who answered ‘oppose’ or ‘unsure’

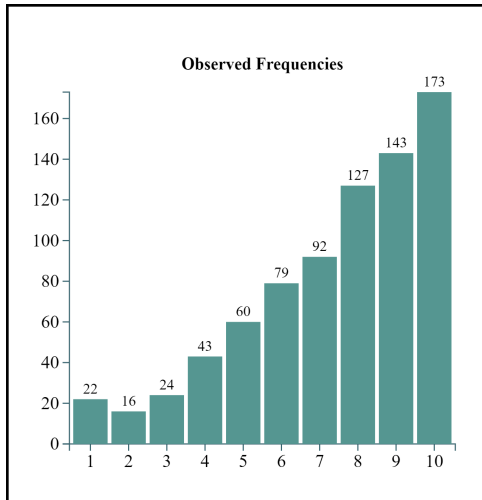
**Internal Haystaq Model Name:** wage\_15\_support\_aw\_CT  
Positive\_FLAG: 30%



**Economy\_Minimum\_Wage\_15\_Min\_Wage\_Increase\_Oppose**

**Dependent Variable:** Respondents who answered ‘oppose’ vs those who answered ‘support’ or ‘unsure’

**Internal Haystaq Model Name:** wage\_15\_oppose\_aw\_GB  
Negative\_FLAG: 15%



## Third Party

### Source question:

Some people feel that the Democratic and Republican parties have become too extreme and there is a need for a new moderate party. Do you agree there should be a moderate third party?

Agree, Disagree or Unsure

**Included fields:** Partisanship\_Moderate\_Third\_Party\_Mod\_Third\_Party\_Support, Partisanship\_Moderate\_Third\_Party\_Mod\_Third\_Party\_Oppose

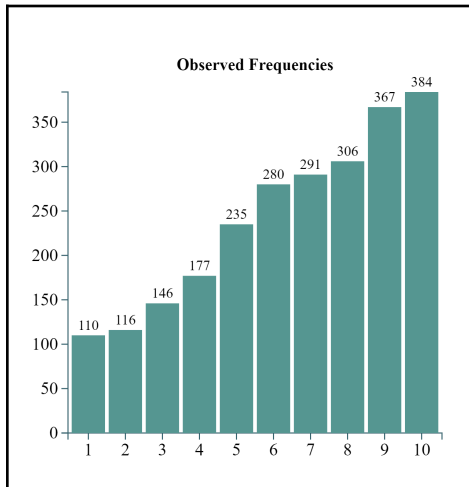
### Partisanship Moderate Third Party Mod Third Party Support

**Dependent Variable:** Respondents who said 'agree' vs those who said 'disagree' or 'unsure'

**Internal Haystaq Model Name:** third\_party\_agree\_aw\_CT

Postive\_FLAG: 20%



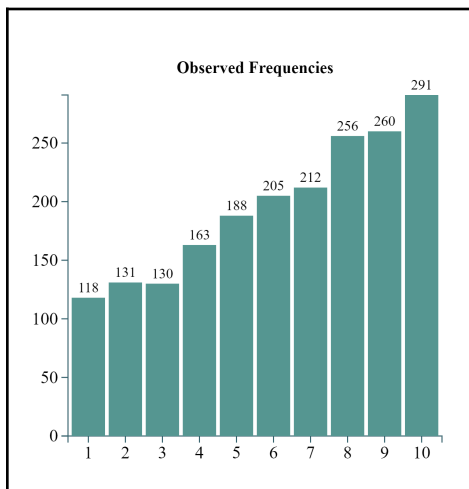


**Partisanship\_Moderate\_Third\_Party\_Mod\_Third\_Party\_Oppose**

**Dependent Variable:** Respondents who said 'disagree' vs those who said 'agree' or 'unsure'

**Internal Haystaq Model Name:** third\_party\_disagree\_aw\_XG

Negative\_FLAG: 10%



# Abortion

**Source question:**

Which comes closest to your position on abortion: that abortion should be legal in all cases; that abortion should be legal with some restrictions; that abortion should be illegal except in cases of rape, incest or to save the mother’s life; or that abortion should be made illegal without any exceptions?

Always legal, Some restriction, Only exceptions, No exceptions, Undecided

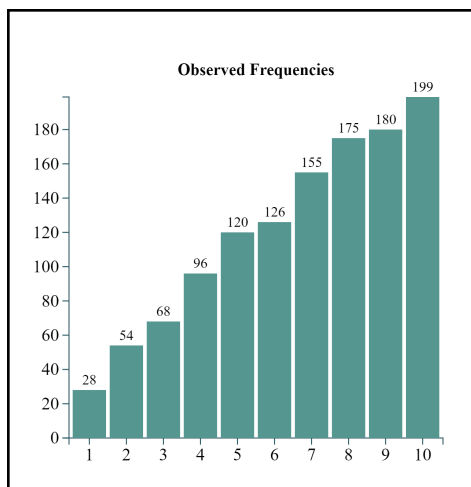
**Included fields:** Healthcare\_Abortion\_Pro\_Choice, Healthcare\_Abortion\_Pro\_Life

**Healthcare\_Abortion\_Pro\_Choice**

**Dependent Variable:** Respondents who said 'always legal' vs those who said 'no exceptions', 'only exceptions' or 'undecided'

**Internal Haystaq Model Name:** abortion\_choice\_aw2\_gb

Postive\_FLAG: 30%

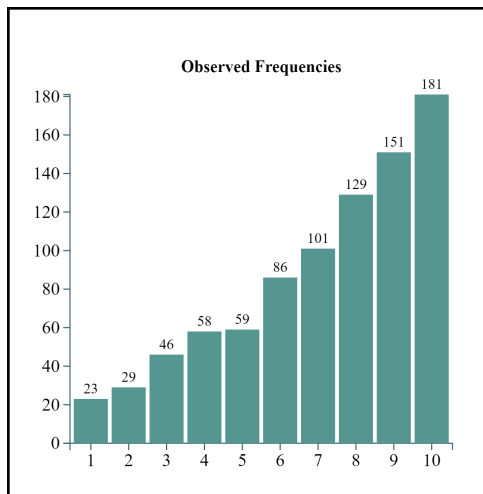


**Healthcare Abortion Pro Life**

**Dependent Variable:** Respondents who said 'no exceptions', 'only exceptions' vs those who said 'always legal', 'undecided'

**Internal Haystaq Model Name:** abortion\_prolife\_aw2\_lgb

Negative\_FLAG: 20%



**Activism**

**Source question:**

In the last two years have you attended a political meeting, rally or protest or volunteered for a political campaign?

Yes, No, Unsure

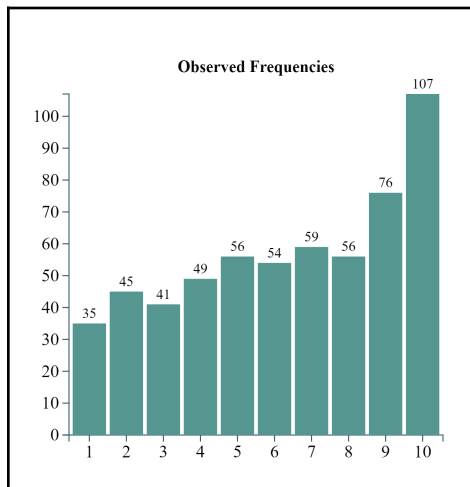
**Included fields:** Behavior\_Activism\_Activist

**Behavior\_Activism\_Activist**

**Dependent Variable:** Respondents who answered 'yes' vs those who said 'no','unsure'

**Internal Haystaq Model Name:** activism\_yes\_aw\_CT

Postive\_FLAG: 10%



## Affordable Housing

### Source question:

Thinking about the cost of housing, which comes closest to your view? Government officials should work to ensure that there is enough affordable housing, or the market alone should determine housing prices?

government role, market forces, undecided

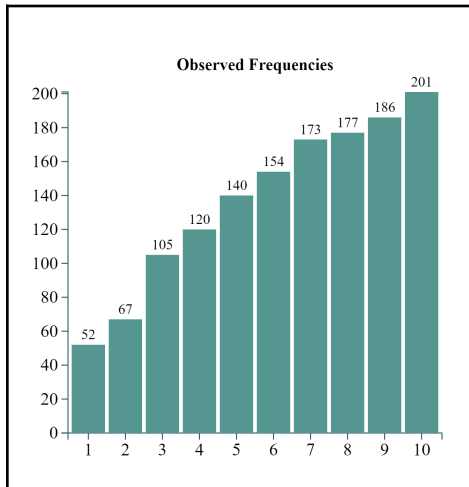
**Included fields:** affordable\_housing\_gov\_has\_role, affordable\_housing\_gov\_no\_role

### Affordable\_Housing\_Government Has\_Roll

**Dependent Variable:** Respondents who said 'government role' vs those who said 'market forces'

**Internal Haystaq Model Name:** affordable\_housing\_gov\_role\_2w\_gb

Postive\_FLAG: 30%

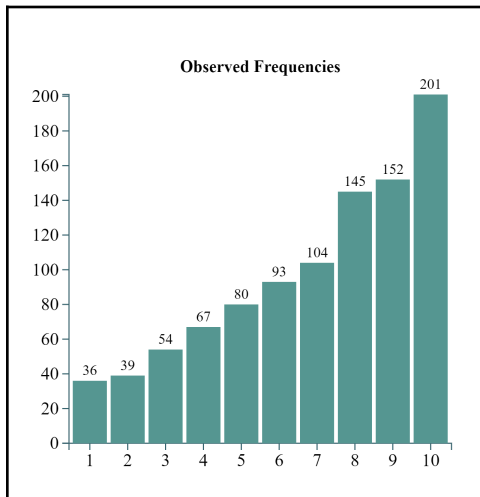


**Affordable\_Housing\_Government Has\_No\_Roll**

**Dependent Variable:** Respondents who said 'market forces' vs those who said 'government role', 'undecided'

**Internal Haystaq Model Name:** affordable\_housing\_market\_forces\_aw\_ct

Negative\_FLAG: 10%



# Amazon

**Source question:**

Do you believe Amazon treats its warehouse workers and delivery drivers fairly? Do you think these are good jobs that pay well or that Amazon is exploitive with the demands it places on workers?

Good Jobs, Exploitive, Unsure

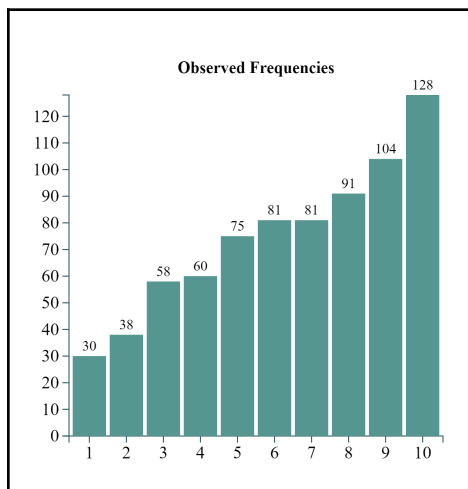
**Included fields:** Economy\_Amazon\_Worker\_Treatment\_Amazon\_Good\_Jobs, Economy\_Amazon\_Worker\_Treatment\_Amazon\_Exploitive

**Economy\_Amazon\_Worker\_Treatment\_Amazon\_Good\_Jobs**

**Dependent Variable:** Respondents who said 'good jobs' vs. those who said 'exploitive'

**Internal Haystaq Model Name:** amazon\_good\_jobs\_2w\_gb

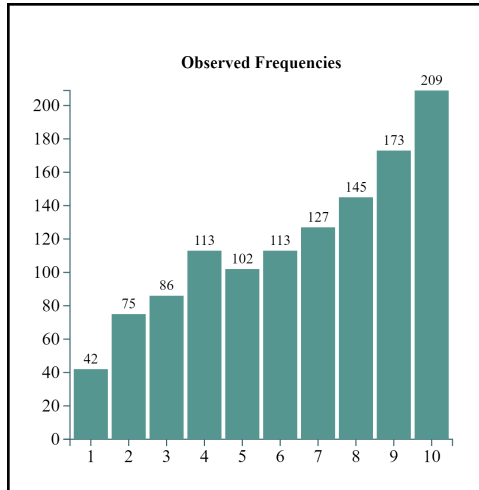
Postive\_FLAG: 20%



**Economy\_Amazon\_Worker\_Treatment\_Amazon\_Exploitive**

**Dependent Variable:** Respondents who said 'exploitive' vs. those who said 'good jobs','unsure'

**Internal Haystaq Model Name:** amazon\_exploitive\_aw\_xg  
 Negative\_FLAG: 30%



## Autonomous Vehicles

**Source question:**

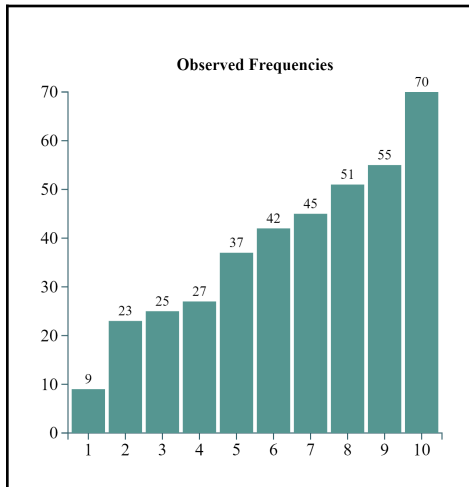
In your opinion, should self-driving or autonomous vehicles be allowed on the road?  
 Allowed, Not Allowed, Unsure

**Included fields:** Autonomous\_Vehicles\_Allow, Autonomous\_Vehicles\_Do\_NOT\_Alow  
 Economy\_Amazon\_Worker\_Treatment\_Amazon\_Exploitative

### Autonomous\_Vehicles\_Allow

**Dependent Variable:** Respondents who said 'allowed' vs. those who said 'not allowed' or 'unsure'

**Internal Haystaq Model Name:** autonomous\_vehicle\_allow\_2w\_CT  
 Postive\_FLAG: 20%

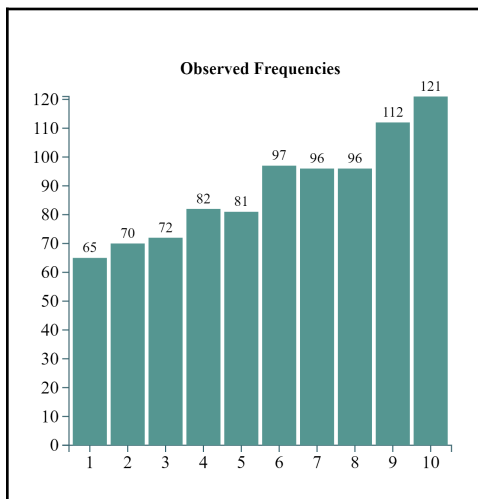


**Autonomous\_Vehicles\_Do\_NOT\_Allow**

**Dependent Variable:** Respondents who said 'not allowed' vs. those who said 'allowed','unsure'

**Internal Haystaq Model Name:** autonomous\_vehicle\_not\_allowed\_aw\_GB

Negative\_FLAG: 30%





# Ballot Drop Off

**Source question:**

Ballots usually include many offices and issues. These include big races for president, governor and senator, smaller races for things like state legislature, judges and school board members, and issues such as referendums and bond measures. When you vote, do you usually vote in top-of-the-ballot races like for president, governor or senator, but skip the rest of the ballot; do you sometimes vote on other items on the ballot too; or do you always fill out your entire ballot every time?

Only Top Offices, Some Smaller Races, Entire Ballot

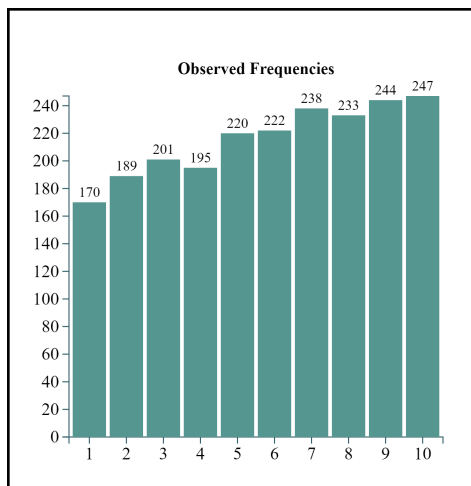
**Included fields:** ballot\_dropoff\_entire\_ballot, ballot\_dropoff\_only\_top

## Ballot Dropoff Entire Ballot

**Dependent Variable:** Respondents who said 'entire ballot' vs. those who said 'some smaller', 'only top offices'

**Internal Haystaq Model Name:** ballot\_dropoff\_entire\_ballot\_aw\_xg

Postive\_FLAG: 30%

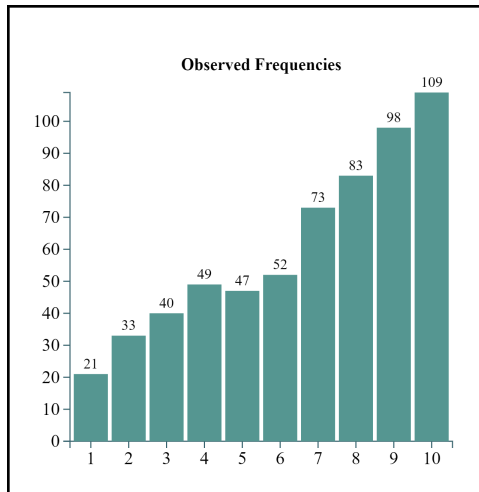


**Ballot Dropoff Only Top**

**Dependent Variable:** Respondents who said 'only top offices' or 'some smaller races' vs. those who said 'entire ballot'

**Internal Haystaq Model Name:** ballot\_dropoff\_any\_split\_aw\_ct

Negative\_FLAG: 15%



**Basic Income**

**Source question:**

Do you support or not support the idea of a universal basic income -- a program that would guarantee a minimum income for all Americans?

Support, Oppose, Unsure

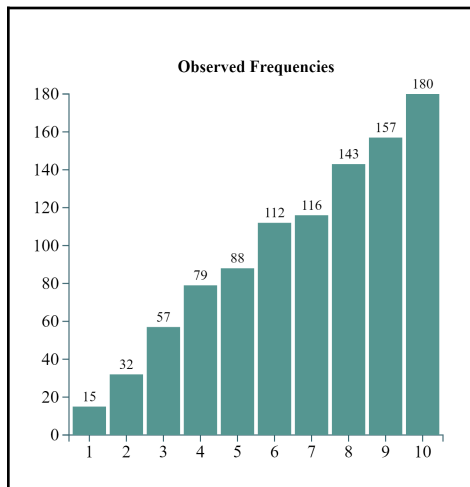
**Included fields:** Economy\_Universal\_Basic\_Income\_Basic\_Income\_Support, Economy\_Universal\_Basic\_Income\_Basic\_Income\_Oppose

**Economy Universal Basic Income Basic Income Support**

**Dependent Variable:** Respondents who said 'support' vs. those who said 'oppose'

**Internal Haystaq Model Name:** basic\_income\_support\_2w\_et

Postive\_FLAG: 25%



**Economy\_Universal\_Basic\_Income\_Basic\_Income\_Opose**

**Dependent Variable:** This DV is the inverse of the support score

**Internal Haystaq Model Name:** inverse\_of\_basic\_income\_support\_2w\_et

Negative\_FLAG: 25%

**Biden Foreign Policy**

**Source question:**

Do you approve or disapprove of President Biden’s Foreign Policy Decisions including his handling of the situations in Afghanistan and the Ukraine?

Strongly Approve, Somewhat Approve, Somewhat Disapprove, Strongly Disapprove, Unsure

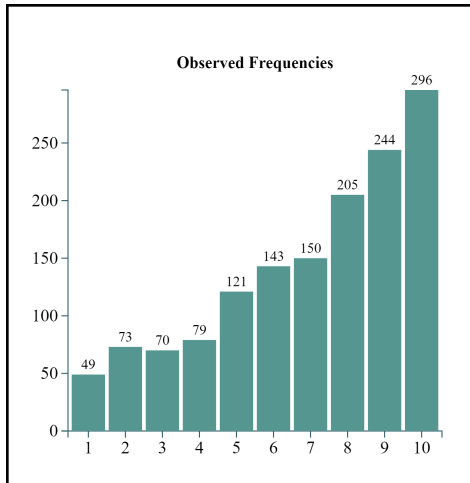
**Included fields:** biden\_foreign\_policy\_approval, biden\_foreign\_policy\_disapproval

**Biden Foreign Policy Approval**

**Dependent Variable:** Respondents who said 'strongly approve' or 'somewhat approve' vs. those who said 'somewhat disapprove' or 'strongly disapprove' or 'unsure'

**Internal Haystaq Model Name:** biden\_foreign\_policy\_approval\_aw\_et

Postive\_FLAG: 20%

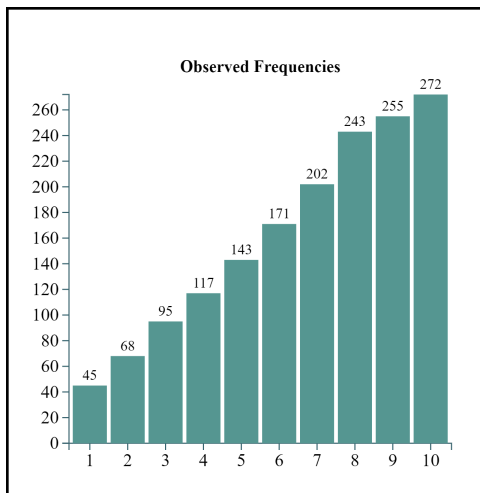


**Biden Foreign Policy Disapproval**

**Dependent Variable:** Respondents who said 'somewhat disapprove' or 'strongly disapprove' vs. those who said 'strongly approve', 'somewhat approve' ,or 'unsure'

**Internal Haystaq Model Name:** biden\_foreign\_policy\_disapproval\_aw\_gb

Negative\_FLAG: 20%



# Black Lives Matter

**Source question:**

Do you feel the concerns about police misconduct raised by Black Lives Matter are legitimate and important or do you feel they are exaggerated and unimportant?  
Very Important, Somewhat Important, Neutral, Somewhat Exaggerated, Very Exaggerated

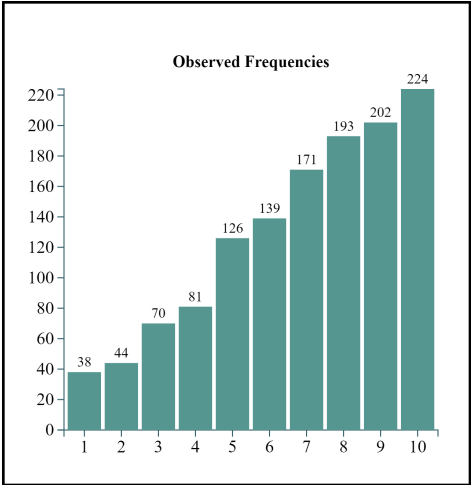
**Included fields:** Political\_Activism\_and\_Strife\_Black\_Lives\_Matter\_Blm\_Support, Political\_Activism\_and\_Strife\_Black\_Lives\_Matter\_Blm\_Oppose

**Political Activism And Strife Black Lives Matter BLM Support**

**Dependent Variable:** Respondents who said 'very important' vs. those who said 'very exaggerated', 'somewhat exaggerated', or 'neutral'

**Internal Haystaq Model Name:** blm\_support\_aw\_ct

Postive\_FLAG: 20%

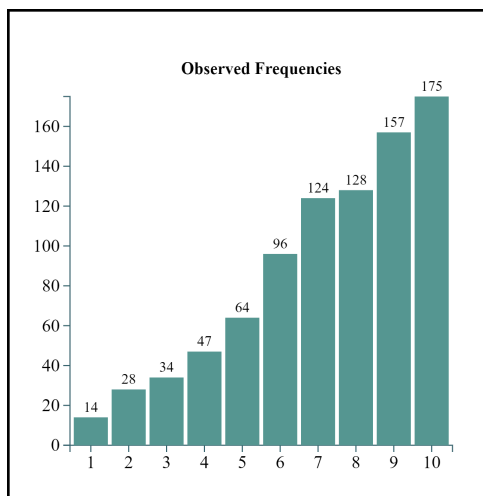


**Political Activism And Strife Black Lives Matter BLM Oppose**

**Dependent Variable:** Respondents who said 'somewhat exaggerated' or 'very exaggerated' vs. those who said 'very important' or 'somewhat important'

**Internal Haystaq Model Name:** blm\_oppose\_aw\_ct

Negative\_FLAG: 20%



## Cancel Student Debt

**Source question:**

How do you feel about Biden’s plan to cancel up to \$10,000 of student debt: That it didn’t go far enough, that it seemed like the right policy, or that it went too far?  
 Unsure , Not Far Enough, About Right, Too Far

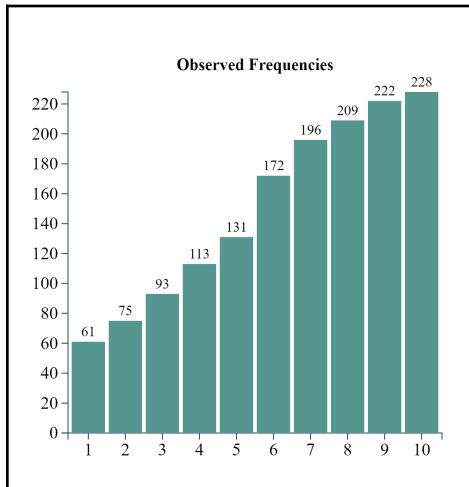
**Included fields:** Economy\_Cancel\_Student\_Debt\_All,  
 Economy\_Cancel\_Student\_Debt\_None

### Economy\_Cancel\_Student\_Debt\_All

**Dependent Variable:** Respondents who said 'not far enough','about right' vs. those who said 'unsure','too far'

**Internal Haystaq Model Name:** cancel\_student\_debt\_yes\_aw\_ct

Postive\_FLAG: 20%

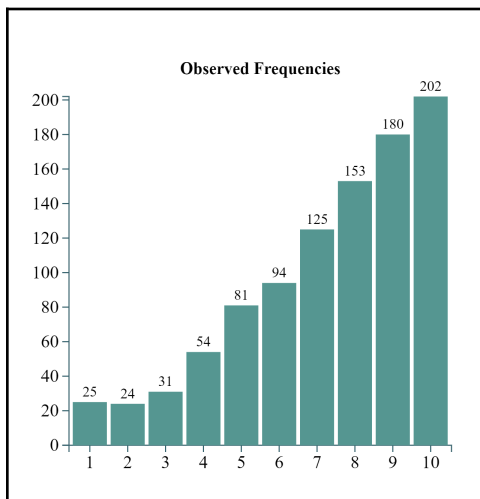


**Economy\_Cancel\_Student\_Debt\_None**

**Dependent Variable:** Respondents who said 'too far' vs. those who said 'about right', 'not far enough', or 'unsure'

**Internal Haystaq Model Name:** cancel\_student\_debt\_no\_xg

Negative\_FLAG: 30%



## Candidates and Officials – Alexandria Ocasio Cortez

**Source question:**

Do you approve or disapprove of Alexandria Ocasia-Cortez, also known as AOC?  
 Never Heard of AOC, Strongly Approve, Somewhat Approve, Neither Approve or Disapprove, Somewhat Disapprove, Strongly Disapprove

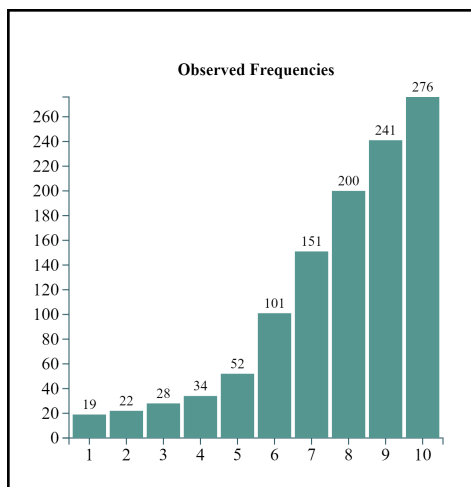
**Included fields:** Candidates\_And\_Officials\_Alexandria\_Ocasio\_Cortez\_Approval,  
 Candidates\_And\_Officials\_Alexandria\_Ocasio\_Cortez\_Disapproval,  
 Candidates\_And\_Officials\_Alexandria\_Ocasio\_Cortez\_Dem\_Approval,  
 Candidates\_And\_Officials\_Alexandria\_Ocasio\_Cortez\_Dem\_Disapproval

### Candidates And Officials Alexandria Ocasio Cortez Approval

**Dependent Variable:** Respondents who answered ‘strongly approve’ vs those who answered 'strongly disapprove','somewhat disapprove'

**Internal Haystaq Model Name:** aoc\_approval\_str\_2w2\_CT

Postive\_FLAG: 20%

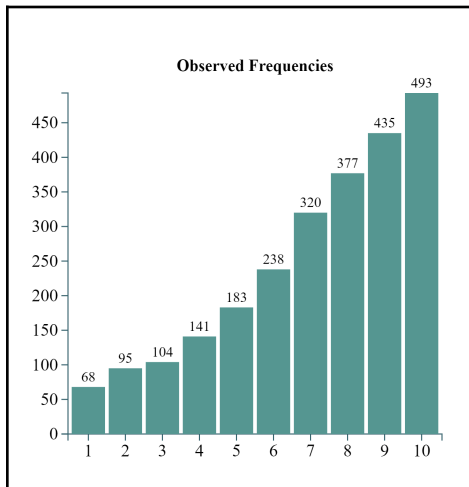


### Candidates And Officials Alexandria Ocasio Cortez Disapproval



**Dependent Variable:** Respondents who answered 'strongly disapprove','somewhat disapprove' vs those who answered 'strongly approve','somewhat approve','never heard of','neither approve nor disapprove'

**Internal Haystaq Model Name:** aoc\_approval\_disapprove\_aw\_CT  
 Negative\_FLAG: 20%

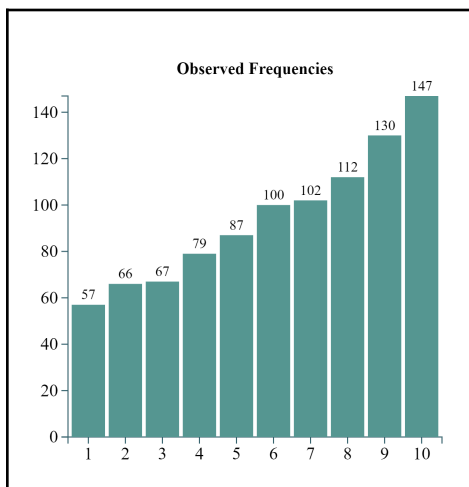


**Candidates And Officials Alexandria Ocasio Cortez Dem Approval**

**\*Note:** This score was limited to likely Democrats

**Dependent Variable:** Respondents who answered 'strongly approve' vs those who answered 'strongly disapprove','somewhat disapprove','never heard of','neither approve nor disapprove' – Limited to Likely Dems

**Internal Haystaq Model Name:** aoc\_approve\_dem\_str\_aw\_CT  
 Postive\_FLAG: 15%



## Candidates And Officials Alexandria Ocasio Cortez Dem

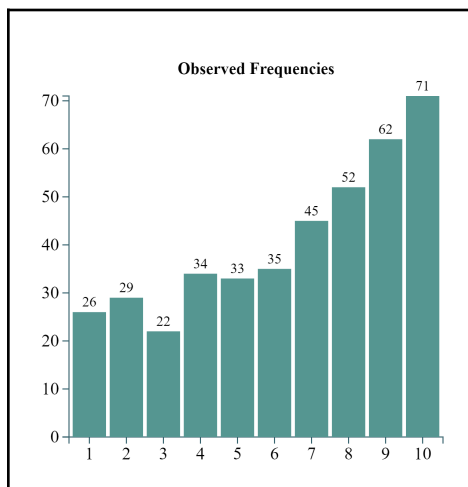
### Disapproval

**\*Note: This score was limited to likely Democrats**

**Dependent Variable:** Respondents who answered 'strongly disapprove','somewhat disapprove' vs those who answered 'strongly approve','somewhat approve','never heard of','neither approve nor disapprove' – Limited to Likely Dems

**Internal Haystaq Model Name:** aoc\_approve\_disapprove\_dem\_aw\_GB

Negative\_FLAG: 10%



## Candidates and Officials – Bernie Sanders

### **Source question:**

Do you approve or disapprove of Senator Bernie Sanders?

Never Heard of, Strongly Approve, Somewhat Approve, Neither Approve or Disapprove, Somewhat Disapprove, Strongly Disapprove

**Included fields:** Candidates\_And\_Officials\_Bernie\_Approval,

Candidates\_And\_Officials\_Bernie\_Disapproval,

Candidates\_And\_Officials\_Bernie\_Dem\_Approval,

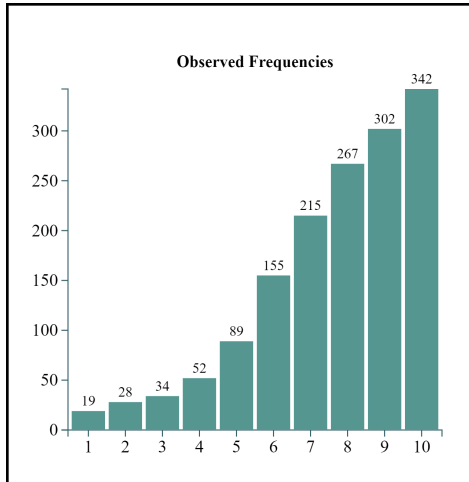
Candidates\_And\_Officials\_Bernie\_Dem\_Disapproval

**Candidates And Officials Bernie Approval**

**Dependent Variable:** Respondents who answered 'strongly approve' vs those who answered 'strongly disapprove','somewhat disapprove'

**Internal Haystaq Model Name:** bernie\_approval\_str\_2w2\_CT

Postive\_FLAG: 20%

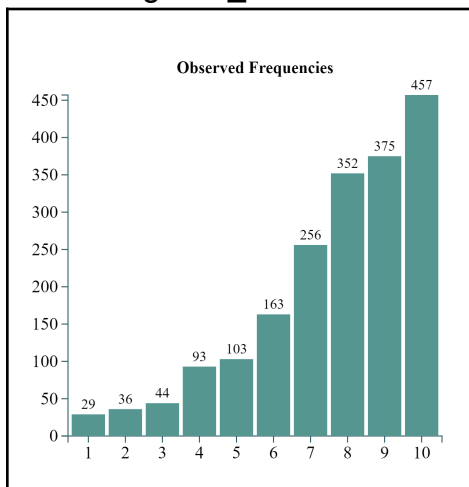


**Candidates And Officials Bernie Disapproval**

**Dependent Variable:** Respondents who answered 'strongly disapprove' vs those who answered 'strongly approve','somewhat approve','never heard of','neither approve nor disapprove'

**Internal Haystaq Model Name:** bernie\_approval\_str\_disapprove\_aw\_CT

Negative\_FLAG: 20%



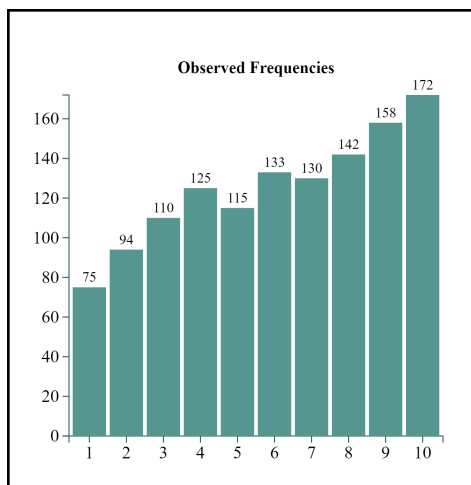
**Candidates And Officials Bernie Dem Approval**

**\*Note: This score was limited to likely Democrats**

**Dependent Variable:** Respondents who answered 'strongly approve' vs those who answered 'strongly disapprove','somewhat disapprove','never heard of','neither approve nor disapprove' – Limited to Likely Dems

**Internal Haystaq Model Name:** bernie\_approve\_dem\_str\_aw\_ET

Postive\_FLAG: 15%



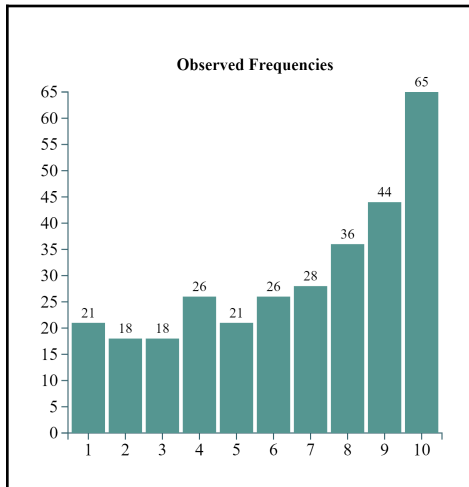
**Candidates And Officials Bernie Dem Disapproval**

**\*Note: This score was limited to likely Democrats**

**Dependent Variable:** Respondents who answered 'strongly disapprove','somewhat disapprove vs those who answered 'strongly approve','somewhat approve','never heard of','neither approve nor disapprove'

**Internal Haystaq Model Name:** bernie\_approve\_disapprove\_dem\_aw\_XG

Negative\_FLAG: 10%



## Candidates and Officials – Joe Biden

**Source question:**

Do you approve or disapprove of President Joe Biden?

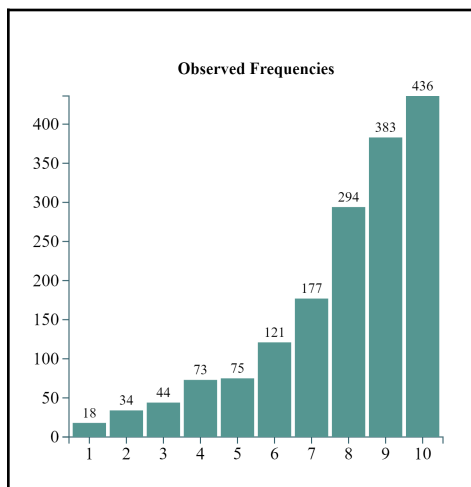
Unsure or Unfamiliar, Strongly Approve, Somewhat Approve, Neither Approve or Disapprove, Somewhat Disapprove, Strongly Disapprove

**Included fields:** Candidates\_And\_Officials\_Biden\_Approval,  
 Candidates\_And\_Officials\_Biden\_Disapproval,  
 Candidates\_And\_Officials\_Biden\_Dem\_Approval,  
 Candidates\_And\_Officials\_Biden\_Dem\_Disapproval

**Candidates\_And\_Officials\_Biden\_Approval**

**Dependent Variable:** Respondents who answered 'strongly approve' vs those who answered 'strongly disapprove','somewhat disapprove'

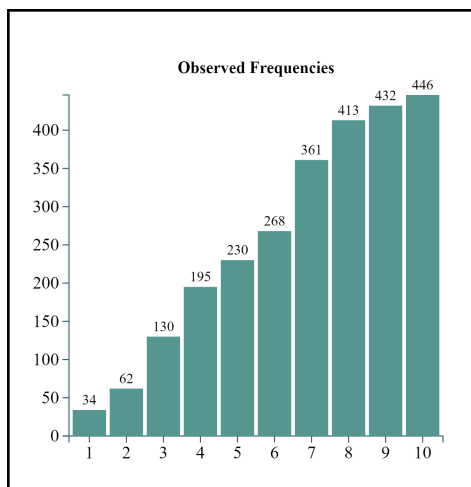
**Internal Haystaq Model Name:** biden\_approval\_str\_2w2\_XG  
 Postive\_FLAG: 25%



**Candidates\_And\_Officials\_Biden\_Disapproval**

**Dependent Variable:** Respondents who answered 'strongly disapprove','somewhat disapprove' vs those who answered 'strongly approve','somewhat approve','never heard of','neither approve nor disapprove'

**Internal Haystaq Model Name:** biden\_approval\_disapprove\_aw\_GB  
 Negative\_FLAG: 25%



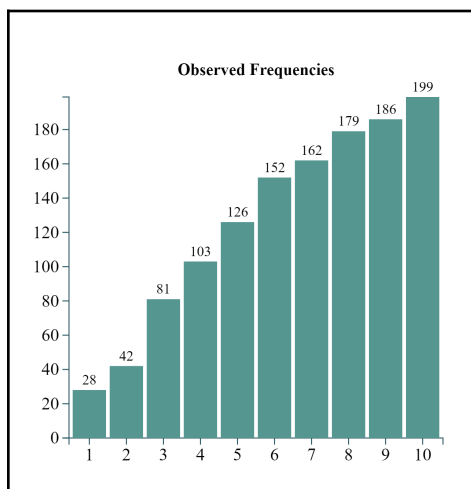
**Candidates\_And\_Officials\_Biden\_Dem\_Approval**

**\*Note:** This score was limited to likely Democrats

**Dependent Variable:** Respondents who answered 'strongly approve' vs those who answered 'strongly disapprove','somewhat disapprove','never heard of','neither approve nor disapprove – Limited to Likely Dems

**Internal Haystaq Model Name:** biden\_approve\_dem\_str\_aw\_XG

Postive\_FLAG: 25%



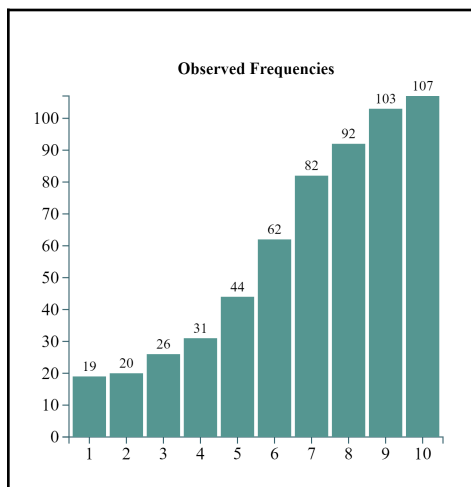
**Candidates And Officials Biden Dem Disapproval**

**\*Note: This score was limited to likely Democrats**

**Dependent Variable:** Respondents who answered 'strongly disapprove','somewhat disapprove' vs those who answered 'strongly approve','somewhat approve','never heard of','neither approve nor disapprove' – Limited to Likely Dems

**Internal Haystaq Model Name:** biden\_approve\_disapprove\_dem\_aw\_GB

Negative\_FLAG: 15%



## Candidates and Officials – Pete Buttigieg

### Source question:

Do you approve or disapprove of Secretary of Transportation Pete Buttigieg?  
 Unsure or Unfamiliar, Strongly Approve, Somewhat Approve, Neither Approve or Disapprove, Somewhat Disapprove, Strongly Disapprove

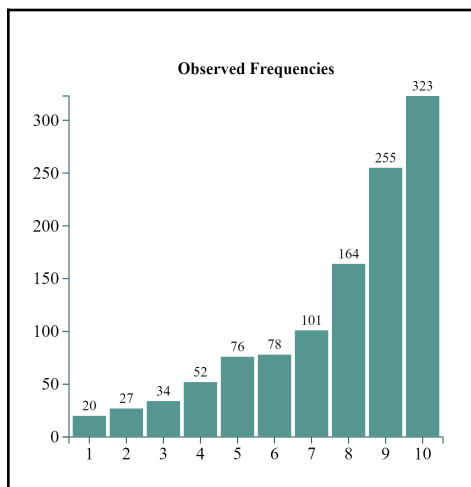
**Included fields:** Candidates\_And\_Officials\_Buttigieg\_Approval,  
 Candidates\_And\_Officials\_Buttigieg\_Disapproval,  
 Candidates\_And\_Officials\_Buttigieg\_Dem\_Approval,  
 Candidates\_And\_Officials\_Buttigieg\_Dem\_Disapproval

### Candidates And Officials Buttigieg Approval

**Dependent Variable:** Respondents who answered 'strongly approve' vs those who answered 'strongly disapprove','somewhat disapprove','never heard of','neither approve nor disapprove'

**Internal Haystaq Model Name:** buttigieg\_approval\_str\_aw\_CT  
 Postive\_FLAG: 20%

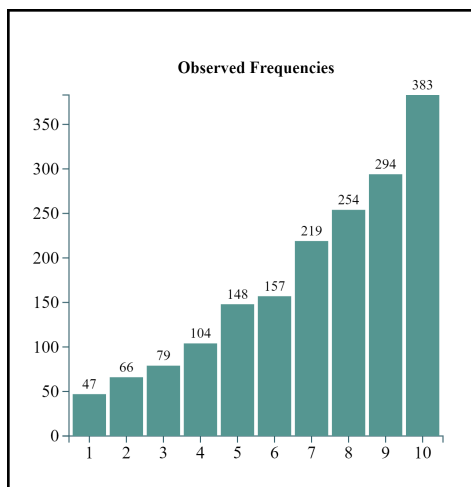




**Candidates\_And\_Officials\_Buttigieg\_Disapproval**

**Dependent Variable:** Respondents who answered 'strongly disapprove','somewhat disapprove' vs those who answered 'strongly approve','somewhat approve','never heard of','neither approve nor disapprove'

**Internal Haystaq Model Name:** buttigieg\_approval\_disapprove\_aw\_LGB  
 Negative\_FLAG: 20%



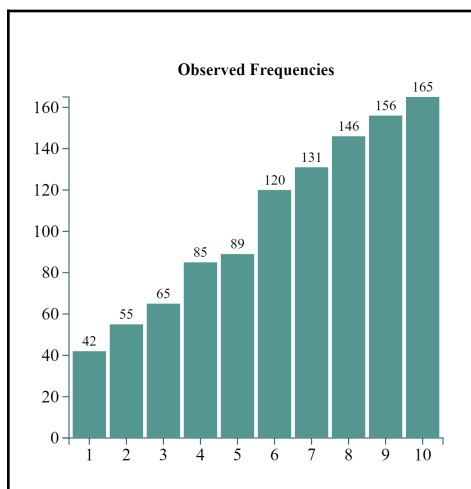
**Candidates\_And\_Officials\_Buttigieg\_Dem\_Approval**

**\*Note:** This score was limited to likely Democrats

**Dependent Variable:** Respondents who answered 'strongly approve' vs those who answered 'strongly disapprove','somewhat disapprove','never heard of','neither approve nor disapprove' – Limited to Likely Dems

**Internal Haystaq Model Name:** buttigieg\_approve\_dem\_str\_aw\_XG

Postive\_FLAG: 15%



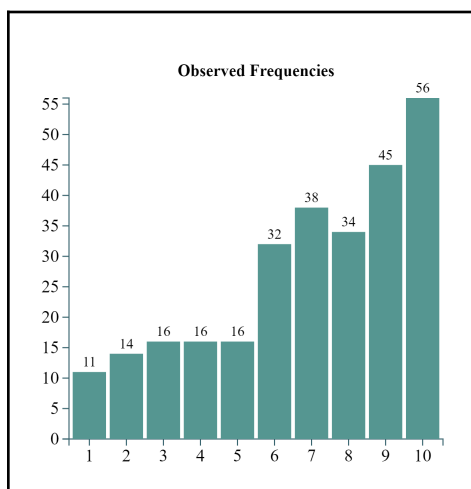
**Candidates And Officials Buttigieg Dem Disapproval**

**\*Note:** This score was limited to likely Democrats

**Dependent Variable:** Respondents who answered 'strongly disapprove','somewhat disapprove' vs those who answered 'strongly approve','somewhat approve','never heard of','neither approve nor disapprove' – Limited to Likely Dems

**Internal Haystaq Model Name:** buttigieg\_approve\_disapprove\_dem\_aw\_CT

Negative\_FLAG: 10%



## Candidates and Officials – Ron DeSantis

**Source question:**

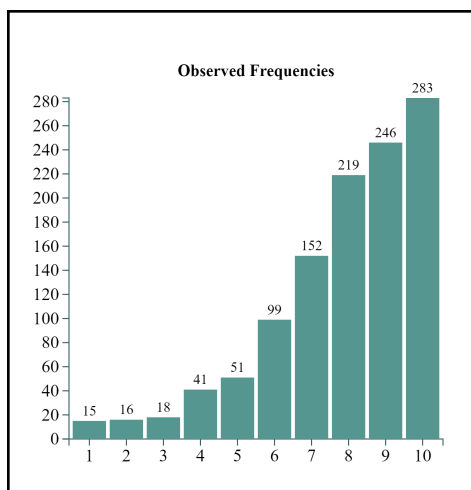
Do you approve or disapprove of Florida Governor Ron DeSantis?  
 Unsure or Unfamiliar, Strongly Approve, Somewhat Approve, Neither Approve or Disapprove, Somewhat Disapprove, Strongly Disapprove

**Included fields:** Candidates\_And\_Officials\_DeSantis\_Approval,  
 Candidates\_And\_Officials\_DeSantis\_Disapproval,  
 Candidates\_And\_Officials\_DeSantis\_Approval\_GOP,  
 Candidates\_And\_Officials\_DeSantis\_Disapproval\_GOP

### Candidates And Officials DeSantis Approval

**Dependent Variable:** Respondents who answered 'strongly approve' vs those who answered 'strongly disapprove','somewhat disapprove'

**Internal Haystaq Model Name:** desantis\_approval\_str\_2w2\_CT  
 Postive\_FLAG: 20%

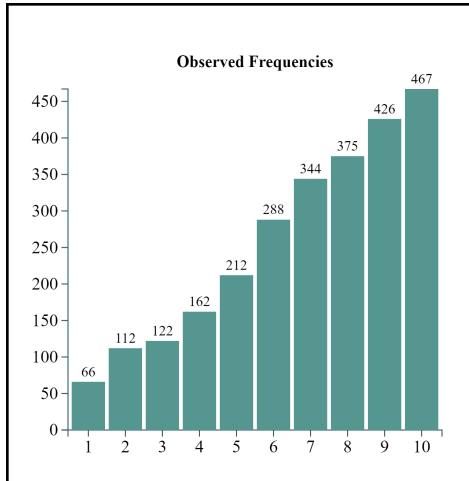


### Candidates And Officials DeSantis Disapproval

**Dependent Variable:** Respondents who answered ‘support’ vs those who answered ‘oppose’

**Internal Haystaq Model Name:** desantis\_approval\_disapprove\_aw\_CT

Negative\_FLAG: 20%



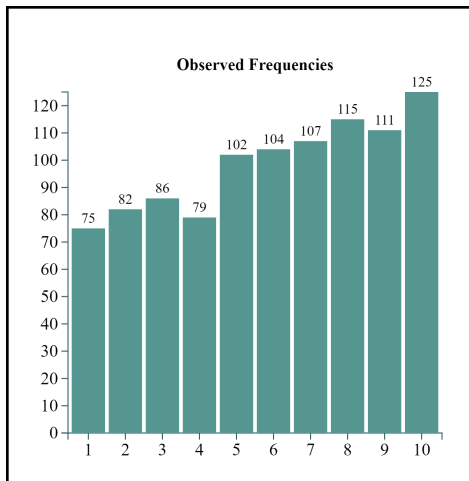
**Candidates And Officials DeSantis Approval GOP**

**\*Note:** This score was limited to likely Republicans

**Dependent Variable:** Respondents who answered ‘support’ vs those who answered ‘oppose’ – Limited to Likely GOPs

**Internal Haystaq Model Name:** desantis\_approve\_gop\_str\_aw\_LGB

Postive\_FLAG: 15%

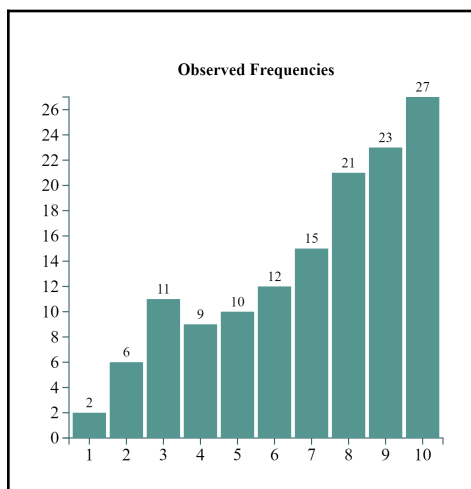


**Candidates\_And\_Officials\_DeSantis\_Disapproval\_GOP**

**\*Note:** This score was limited to likely Republicans

**Dependent Variable:** Respondents who answered ‘support’ vs those who answered ‘oppose’ – Limited to Likely GOPs

**Internal Haystaq Model Name:** desantis\_approve\_disapprove\_gop\_str\_aw\_XG  
 Negative\_FLAG: 10%



**Candidates and Officials – Donald Trump**

**Source question:**

Do you approve or disapprove of former President Donald Trump?  
 Unsure or Unfamiliar, Strongly Approve, Somewhat Approve, Neither Approve or Disapprove, Somewhat Disapprove, Strongly Disapprove

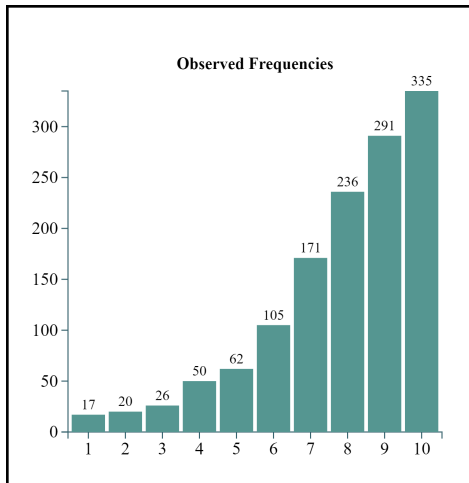
**Included fields:** Candidates\_And\_Officials\_Trump\_Approval,  
 Candidates\_And\_Officials\_Trump\_Disapproval,  
 Candidates\_And\_Officials\_Trump\_Approval\_GOP,  
 Candidates\_And\_Officials\_Trump\_Disapproval\_GOP

**Candidates\_And\_Officials\_Trump\_Approval**

**Dependent Variable:** Respondents who answered 'strongly approve' vs those who answered 'strongly disapprove','somewhat disapprove'

**Internal Haystaq Model Name:** trump\_approval\_str\_2w2\_CT

Postive\_FLAG: 25%

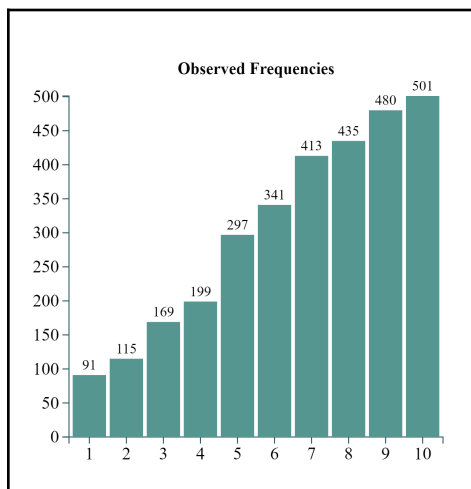


**Candidates And Officials Trump Disapproval**

**Dependent Variable:** Respondents who answered 'strongly disapprove','somewhat disapprove' vs those who answered 'strongly approve','somewhat approve','never heard of','neither approve nor disapprove'

**Internal Haystaq Model Name:** trump\_approval\_disapprove\_aw\_GB

Negative\_FLAG: 25%

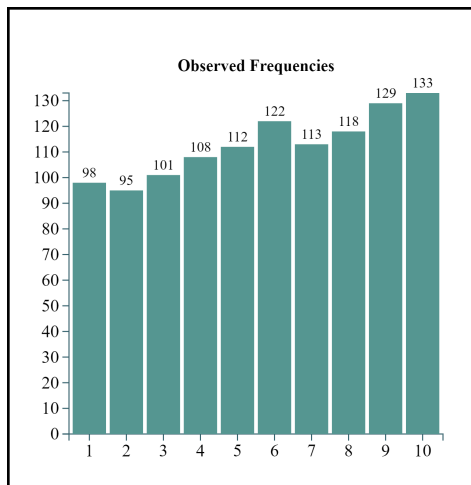


**Candidates And Officials Trump Approval GOP**

**\*Note:** This score was limited to likely Republicans

**Dependent Variable:** Respondents who answered 'strongly approve' vs those who answered 'strongly disapprove', 'somewhat disapprove', 'never heard of', 'neither approve nor disapprove' – Limited to Likely GOPs

**Internal Haystaq Model Name:** trump\_approve\_gop\_str\_aw\_CT  
 Postive\_FLAG: 25%

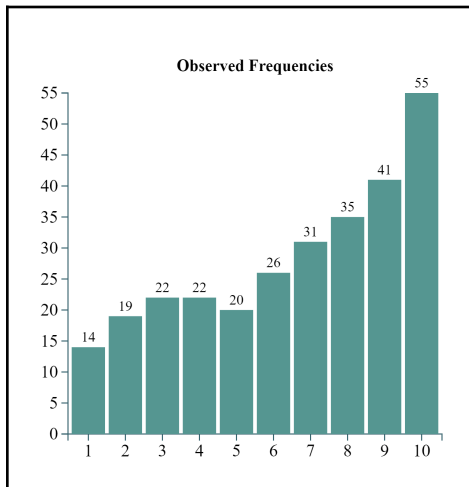


**Candidates And Officials Trump Disapproval GOP**

**\*Note:** This score was limited to likely Republicans

**Dependent Variable:** Respondents who answered 'strongly disapprove','somewhat disapprove' vs those who answered 'strongly approve','somewhat approve','never heard of','neither approve nor disapprove' – Limited to Likely GOPs

**Internal Haystaq Model Name:** trump\_approve\_disapprove\_gop\_aw\_CT  
 Negative\_FLAG: 10%



## Candidates and Officials – Kamala Harris

**Source question:**

Do you approve or disapprove of Vice President Kamala Harris?  
 Unsure or Unfamiliar, Strongly Approve, Somewhat Approve, Neither Approve or Disapprove, Somewhat Disapprove, Strongly Disapprove

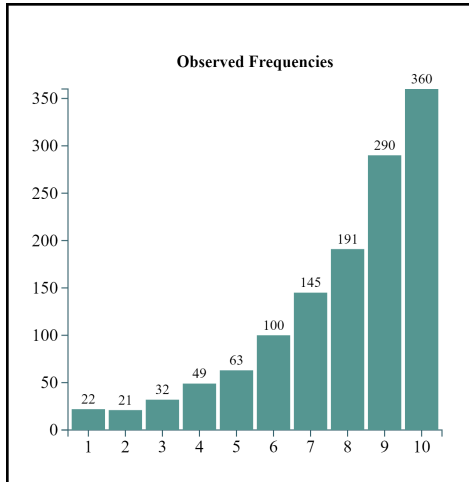
**Included fields:** Candidates\_And\_Officials\_Harris\_Approval,  
 Candidates\_And\_Officials\_Harris\_Disapproval,  
 Candidates\_And\_Officials\_Harris\_Dem\_Approval,  
 Candidates\_And\_Officials\_Harris\_Dem\_Disapproval

**Candidates\_And\_Officials\_Harris\_Approval**

**Dependent Variable:** Respondents who answered 'strongly approve' vs those who answered 'strongly disapprove','somewhat disapprove'



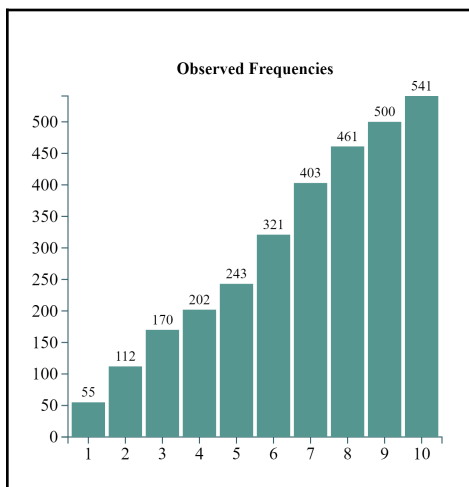
**Internal Haystaq Model Name:** harris\_approval\_str\_2w2\_CT  
**Postive\_FLAG:** 20%



**Candidates And Officials Harris Disapproval**

**Dependent Variable:** Respondents who answered 'strongly disapprove','somewhat disapprove' vs those who answered 'strongly approve','somewhat approve','never heard of','neither approve nor disapprove'

**Internal Haystaq Model Name:** harris\_approval\_disapprove\_aw\_CT  
**Negative\_FLAG:** 20%



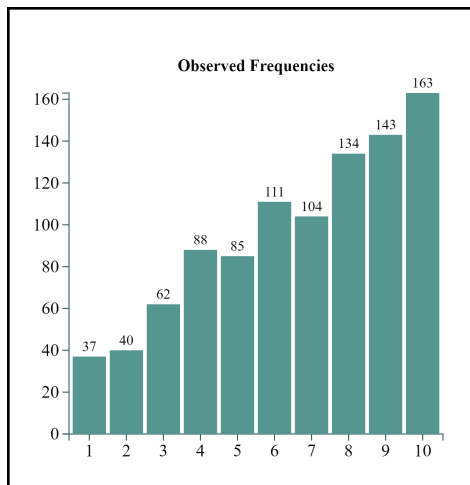
**Candidates And Officials Harris Dem Approval**

**\*Note: This score was limited to likely Democrats**

**Dependent Variable:** Respondents who answered 'strongly approve' vs those who answered "strongly disapprove','somewhat disapprove','never heard of','neither approve nor disapprove'– Limited to Likely Dems

**Internal Haystaq Model Name:** harris\_approve\_dem\_str\_aw\_GB

Postive\_FLAG: 15%



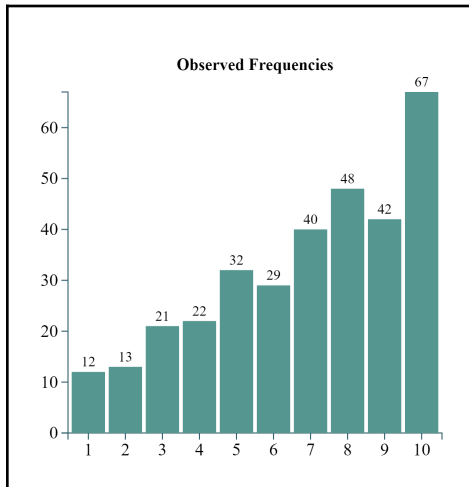
**Candidates And Officials Harris Dem Disapproval**

**\*Note: This score was limited to likely Democrats**

**Dependent Variable:** Respondents who answered 'strongly disapprove' vs those who answered 'strongly approve','somewhat approve','never heard of','neither approve nor disapprove' – Limited to Likely Dems

**Internal Haystaq Model Name:** harris\_approve\_disapprove\_dem\_str\_aw\_CT

Negative\_FLAG: 10%



## Candidates and Officials – Hakeem Jeffries

### Source question:

Do you approve or disapprove of House Minority Leader Hakeem Jeffries?  
 Unsure or Unfamiliar, Strongly Approve, Somewhat Approve, Neither Approve or Disapprove, Somewhat Disapprove, Strongly Disapprove

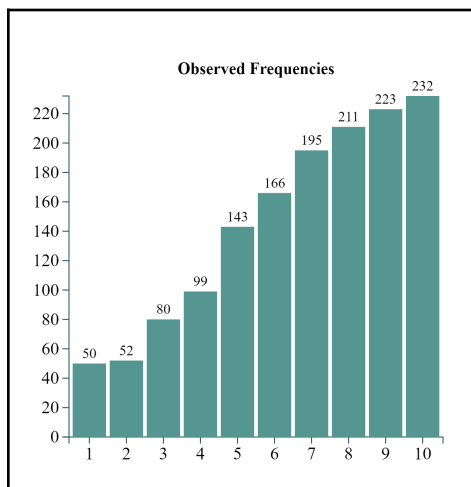
**Included fields:** Candidates\_And\_Officials\_Hakeem\_Jeffries\_Approval,  
 Candidates\_And\_Officials\_Hakeem\_Jeffries\_Disapproval,  
 Candidates\_And\_Officials\_Hakeem\_Jeffries\_Dem\_Approval

### Candidates And Officials Hakeem Jeffries Approval

**Dependent Variable:** Respondents who answered 'strongly approve','somewhat approve' vs those who answered 'strongly disapprove','somewhat disapprove'

**Internal Haystaq Model Name:** hakeem\_jeffries\_approval\_2w\_LR

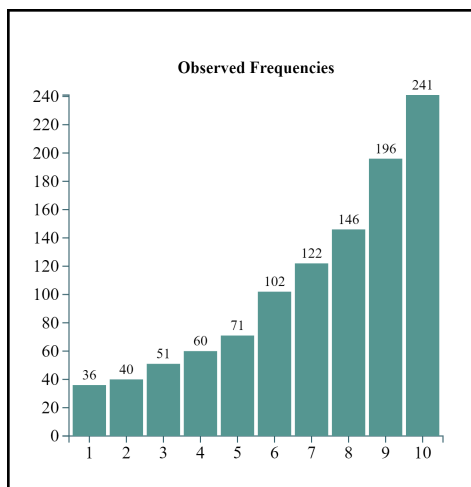
Postive\_FLAG: 20%



**Candidates And Officials Hakeem Jeffries Disapproval**

**Dependent Variable:** Respondents who answered 'strongly disapprove','somewhat disapprove' vs those who answered 'strongly approve','somewhat approve','never heard of','neither approve nor disapprove'

**Internal Haystaq Model Name:** hakeem\_jeffries\_approval\_disapprove\_aw\_XG  
 Negative\_FLAG: 20%



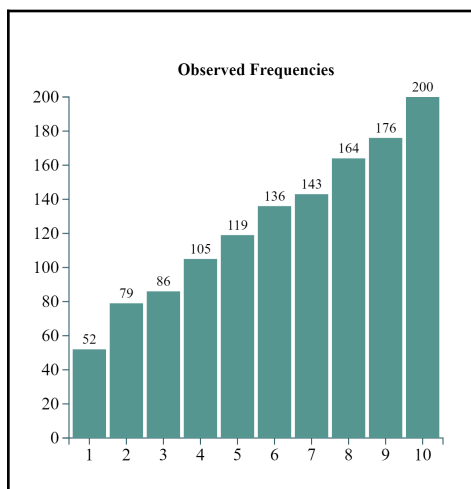
**Candidates And Officials Hakeem Jeffries Dem Approval**

**\*Note:** This score was limited to likely Democrats

**Dependent Variable:** Respondents who answered 'strongly approve','somewhat approve' vs those who answered 'strongly disapprove','somewhat disapprove','never heard of','neither approve nor disapprove' – Limited to Likely Dems

**Internal Haystaq Model Name:** hakeem\_jeffries\_approval\_dem\_aw\_XG

Postive\_FLAG: 20%



## Candidates and Officials – Nikki Haley

**Source question:**

Do you approve or disapprove of former governor of South Carolina Nikki Haley? Unsure or Unfamiliar, Strongly Approve, Somewhat Approve, Neither Approve or Disapprove, Somewhat Disapprove, Strongly Disapprove

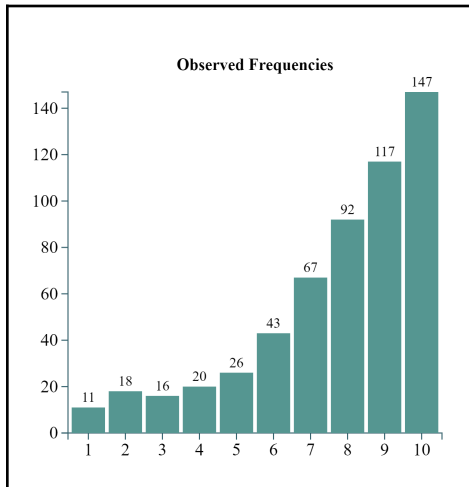
**Included fields:** Candidates\_And\_Officials\_Haley\_Approval, Candidates\_And\_Officials\_Haley\_Disapproval, Candidates\_And\_Officials\_Haley\_Approval\_GOP

### Candidates And Officials Haley Approval

**Dependent Variable:** Respondents who answered 'strongly approve' vs those who answered 'strongly disapprove','somewhat disapprove'

**Internal Haystaq Model Name:** haley\_approval\_str\_2w2\_gb

Postive\_FLAG: 20%

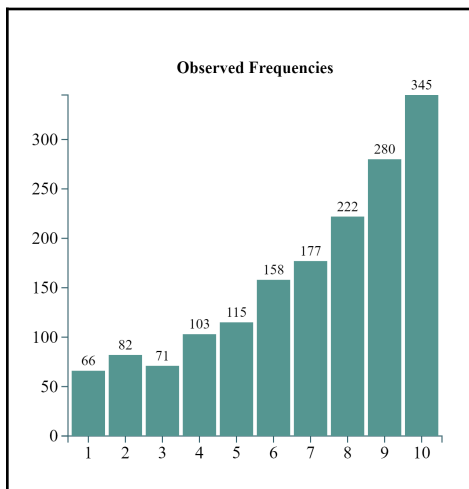


**Candidates And Officials Haley Disapproval**

**Dependent Variable:** Respondents who answered 'strongly disapprove','somewhat disapprove' vs those who answered 'strongly approve','somewhat approve','never heard of','neither approve nor disapprove'

**Internal Haystaq Model Name:** haley\_approval\_disapprove\_aw\_gb

Negative\_FLAG: 20%

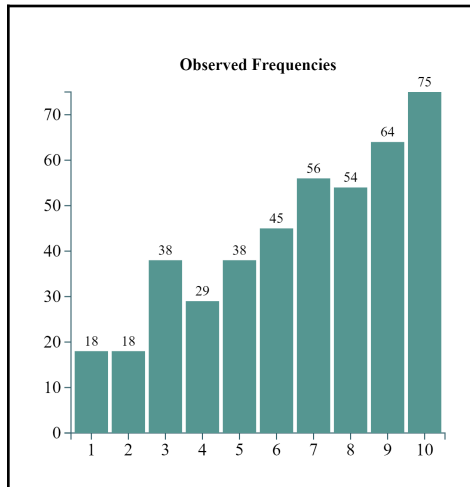


**Candidates And Officials Haley Approval GOP**

**\*Note:** This score was limited to likely Republicans

**Dependent Variable:** Respondents who answered 'strongly approve' vs those who answered 'strongly disapprove','somewhat disapprove','never heard of','neither approve nor disapprove' – Limited to Likely GOPs

**Internal Haystaq Model Name:** haley\_approve\_gop\_str\_aw\_xg  
**Postive\_FLAG:** 15%



## Candidates and Officials – Kevin McCarthy

**Source question:**

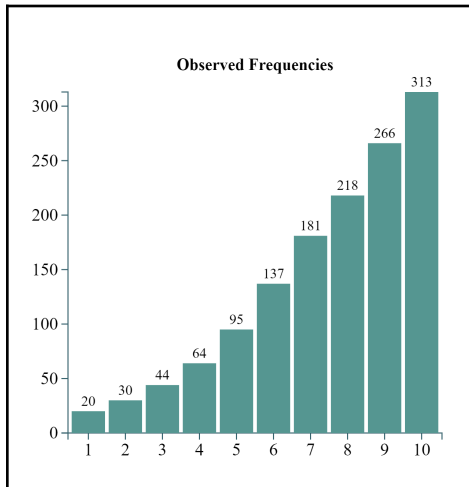
Do you approve or disapprove of the Speaker of the House Kevin McCarthy?  
 Unsure or Unfamiliar, Strongly Approve, Somewhat Approve, Neither Approve or Disapprove, Somewhat Disapprove, Strongly Disapprove

**Included fields:** Candidates\_And\_Officials\_Kevin\_McCarthy\_Approval,  
 Candidates\_And\_Officials\_Kevin\_McCarthy\_Disapproval,  
 Candidates\_And\_Officials\_Kevin\_McCarthy\_Approval\_GOP

### Candidates\_And\_Officials\_Kevin\_McCarthy\_Approval

**Dependent Variable:** Respondents who answered 'strongly approve','somewhat approve' vs those who answered 'strongly disapprove','somewhat disapprove'

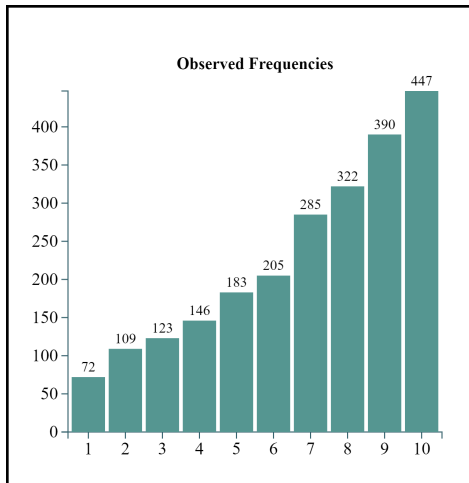
**Internal Haystaq Model Name:** kevin\_mccarthy\_approval\_2w\_XG  
**Postive\_FLAG:** 20%



**Candidates\_And\_Officials\_Kevin\_McCarthy\_Disapproval**

**Dependent Variable:** Respondents who answered 'strongly disapprove','somewhat disapprove' vs those who answered 'strongly approve','somewhat approve','never heard of','neither approve nor disapprove'

**Internal Haystaq Model Name:** kevin\_mccarthy\_approval\_disapprove\_aw\_LGB  
 Negative\_FLAG: 20%





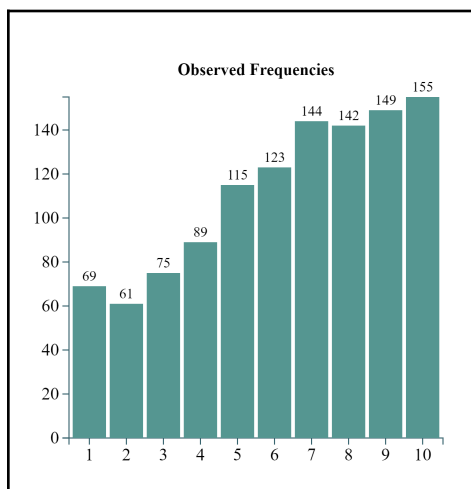
**Candidates And Officials Kevin McCarthy Approval GOP**

**\*Note:** This score was limited to likely Republicans

**Dependent Variable:** Respondents who answered 'strongly approve','somewhat approve' vs those who answered 'strongly disapprove','somewhat disapprove','never heard of','neither approve nor disapprove' – Limited to Likely GOPs

**Internal Haystaq Model Name:** kevin\_mccarthy\_approval\_gop\_aw\_LR

Postive\_FLAG: 15%



**Candidates and Officials – Gavin Newsom**

**Source question:**

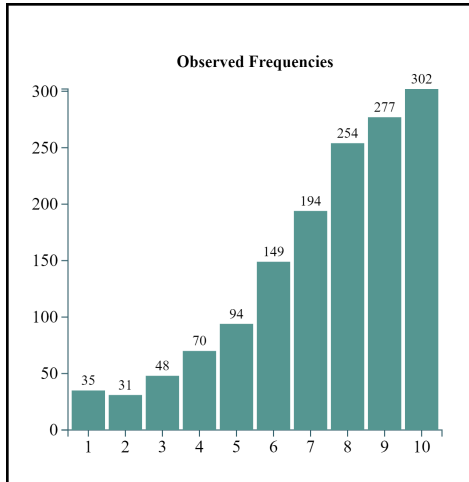
Do you approve or disapprove of California Governor Gavin Newsom?  
 Unsure or Unfamiliar, Strongly Approve, Somewhat Approve, Neither Approve or Disapprove, Somewhat Disapprove, Strongly Disapprove

**Included fields:** Candidates\_And\_Officials\_Newsom\_Approval,  
 Candidates\_And\_Officials\_Newsom\_Disapproval,  
 Candidates\_And\_Officials\_Newsom\_Dem\_Approval

**Candidates And Officials Newsom Approval**

**Dependent Variable:** Respondents who answered 'strongly approve','somewhat approve' vs those who answered 'strongly disapprove','somewhat disapprove'

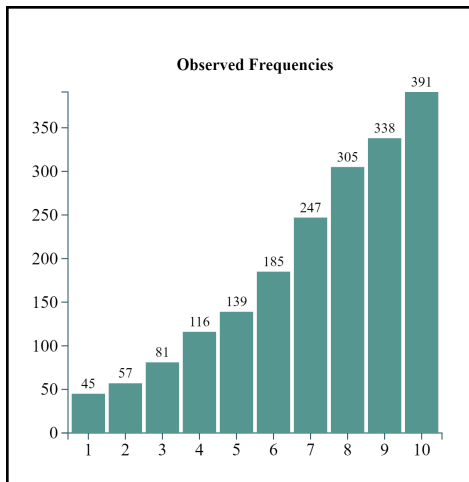
**Internal Haystaq Model Name:** newsom\_approval\_2w\_XG  
**Postive\_FLAG:** 20%



**Candidates And Officials Newsom Disapproval**

**Dependent Variable:** Respondents who answered 'strongly disapprove','somewhat disapprove' vs those who answered 'strongly approve','somewhat approve','never heard of','neither approve nor disapprove'

**Internal Haystaq Model Name:** newsom\_approval\_disapprove\_aw\_XG  
**Negative\_FLAG:** 20%



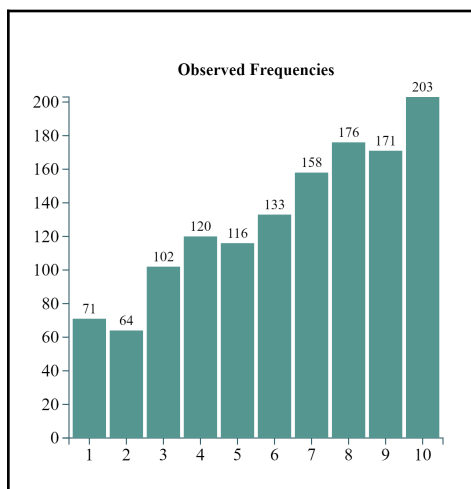
**Candidates And Officials Newsom Dem Approval**

**\*Note:** This score was limited to likely Democrats

**Dependent Variable:** Respondents who answered 'strongly approve','somewhat approve' vs those who answered 'strongly disapprove','somewhat disapprove','never heard of','neither approve nor disapprove' – Limited to Likely Dems

**Internal Haystaq Model Name:** newsom\_approval\_dem\_aw\_XG

Postive\_FLAG: 10%



## Candidates and Officials – Mike Pence

**Source question:**

Do you approve or disapprove of former Vice President Mike Pence?  
 Unsure or Unfamiliar, Strongly Approve, Somewhat Approve, Neither Approve or Disapprove, Somewhat Disapprove, Strongly Disapprove

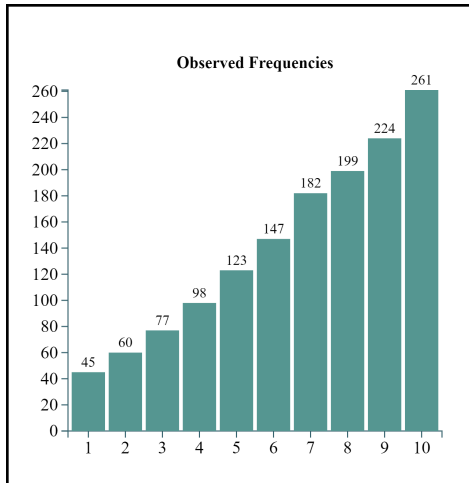
**Included fields:** Candidates\_And\_Officials\_Pence\_Approval,  
 Candidates\_And\_Officials\_Pence\_Disapproval,  
 Candidates\_And\_Officials\_Pence\_Approval\_GOP

### Candidates And Officials Pence Approval

**Dependent Variable:** Respondents who answered 'strongly approve','somewhat approve' vs those who answered 'strongly disapprove','somewhat disapprove'

**Internal Haystaq Model Name:** pence\_approval\_2w\_XG

Postive\_FLAG: 20%



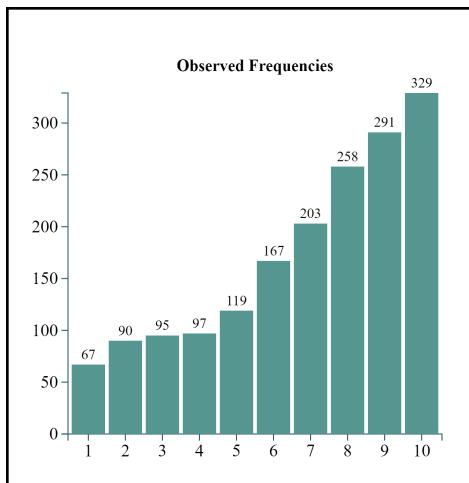
**Candidates And Officials Pence Disapproval**

**\*Note this is only delivered as a flag**

**Dependent Variable:** Respondents who answered 'strongly disapprove' vs those who answered 'strongly approve', 'somewhat approve', 'never heard of', 'neither approve nor disapprove'

**Internal Haystaq Model Name:** pence\_approval\_str\_disapprove\_aw\_XG

Negative\_FLAG: 20%



# View On Capitalism

**Source question:**

Do you believe that our current capitalist economic system is thriving or failing? Do you believe: that the US economic system is fundamentally sound, that our system has minor flaws that can easily be fixed, that our economic system has major flaws that need large remedies, or that our economic system is fundamentally flawed and needs to be replaced?

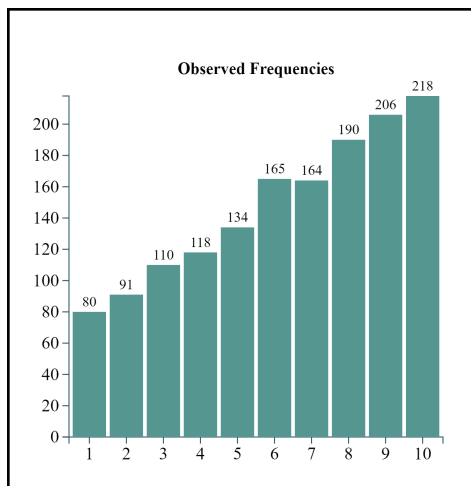
Fundamentally Sound, Minor Flaws, Major Flaws, Fundamentally Flawed, Unsure

**Included fields:** Ecomony\_Capitalism\_Capitalism\_Believe\_Flawed, Ecomony\_Capitalism\_Capitalism\_Believe\_Sound

## Ecomony\_Capitalism\_Capitalism\_Believe\_Flawed

**Dependent Variable:** Respondents who said 'fundamentally flawed','major flaws' vs. those who said 'fundamentally sound' or 'minor flaws'

**Internal Haystaq Model Name:** capitalism\_major\_flaws\_2w\_XG  
 Postive\_FLAG: 10%

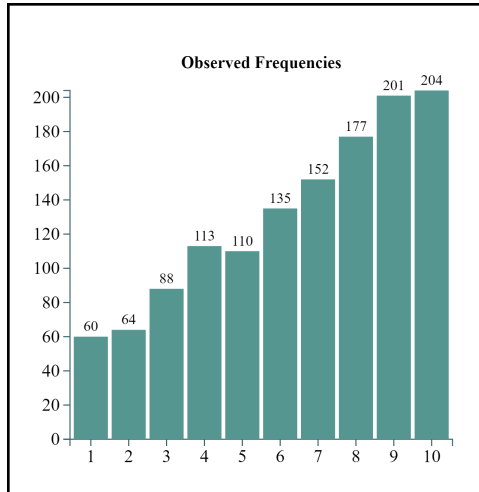


**Economy Capitalism Capitalism Believe Sound**

**Dependent Variable:** Respondents who said 'fundamentally sound','minor flaws' vs. those who said 'fundamentally flawed', 'major flaws', or 'unsure'

**Internal Haystaq Model Name:** capitalism\_sound\_aw\_XG

Negative\_FLAG: 20%



**Casinos**

**Source question:**

Opponents of casinos say that they prey on low-income people, weaken nearby businesses and hurt property values while supporters say that casinos bring much-needed jobs and tax revenue. Knowing this, would you support a new casino in your state?

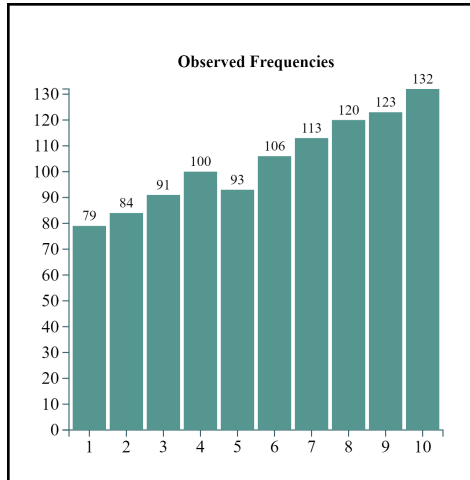
Support, Oppose, Unsure

**Included fields:** Role\_Of\_Government\_Casino\_Support, Role\_Of\_Government\_Casino\_Oppose

**Role Of Government Casino Support**

**Dependent Variable:** Respondents who said 'support' vs. those who said 'oppose'

**Internal Haystaq Model Name:** casinos\_support\_2w\_XG  
 Postive\_FLAG: 20%



**Role Of Government Casino Oppose**

**Dependent Variable:** Inverse of the score above

**Internal Haystaq Model Name:** inverse of casinos\_support\_2w\_XG  
 Negative\_FLAG: 20%

**Charity Type**

**Source question:**

Which type of charity would you personally be most likely to support, one devoted to protecting the Environment, one supporting Military Members & Veterans, one associated with a Religious Organization, one benefiting a Performance Art organization or one devoted to preventing or Curing a Disease?

Environment ,Veterans, Religious, Performing Arts, Medical Cause, None of The Above

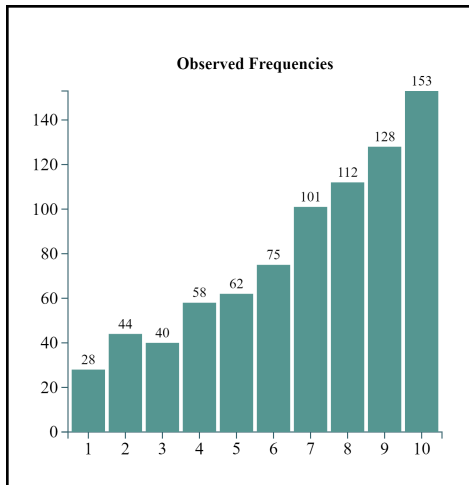
**Included fields:** Behaviour\_Charity\_Giving\_Type\_Give\_To\_Enviro\_Cause,  
 Behaviour\_Charity\_Giving\_Type\_Give\_To\_Vet\_Cause,  
 Behaviour\_Charity\_Giving\_Type\_Give\_To\_Relig\_Cause,  
 Behaviour\_Charity\_Giving\_Type\_Give\_To\_Performing\_Arts,  
 Behaviour\_Charity\_Giving\_Type\_Give\_To\_Medical\_Cause

**Behavior Charity Giving Type Give To Enviro Cause**

**Dependent Variable:** Respondents who said 'environment' vs. those who said 'veterans', 'religious', 'performing arts', 'medical', or 'none of the above'

**Internal Haystaq Model Name:** charity\_type\_environment\_XG

FLAG: 15%



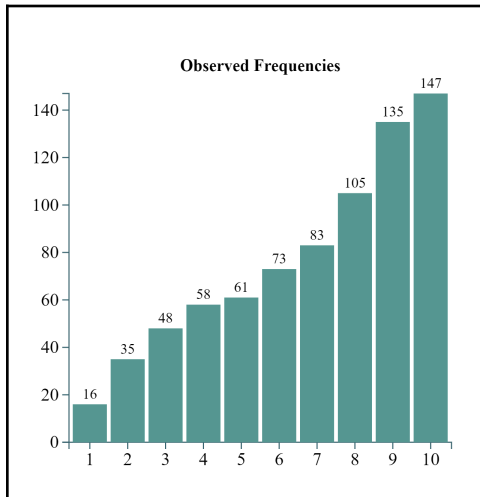
**Behavior Charity Giving Type Give To Veteran Cause**

**Dependent Variable:** Respondents who said 'veterans' vs. those who said 'environment', 'religious', 'performing arts', 'medical', or 'none of the above'

**Internal Haystaq Model Name:** charity\_type\_veterans\_ct

FLAG: 15%



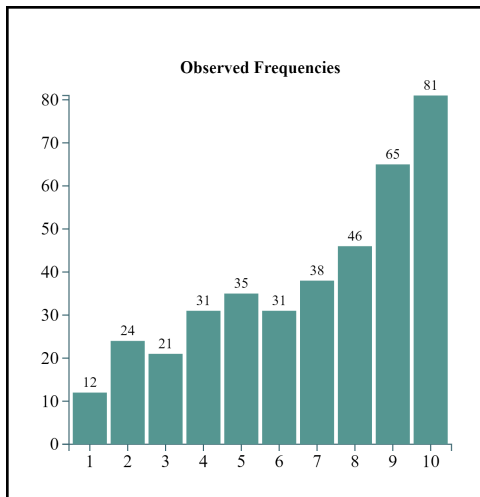


**Behavior\_Charity\_Giving\_Type\_Give\_To\_Religious\_Cause**

**Dependent Variable:** Respondents who said 'religious' vs. those who said 'environment', 'veterans', 'performing arts', 'medical', or 'none of the above'

**Internal Haystaq Model Name:** charity\_type\_religious\_lgb

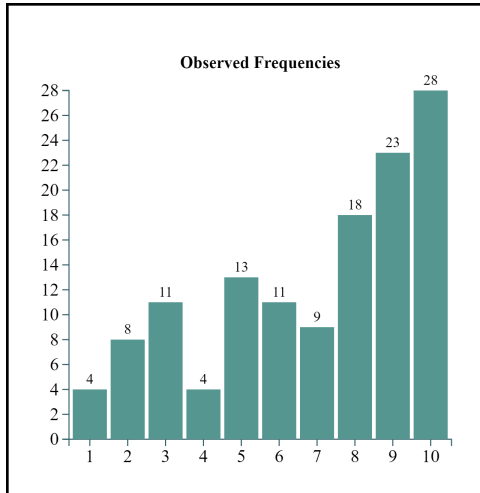
FLAG: 10%



**Behavior\_Charity\_Giving\_Type\_Give\_To\_Performing\_Arts**

**Dependent Variable:** Respondents who said 'performing arts' vs. those who said 'environment', 'religious', 'veterans', 'medical', or 'none of the above'

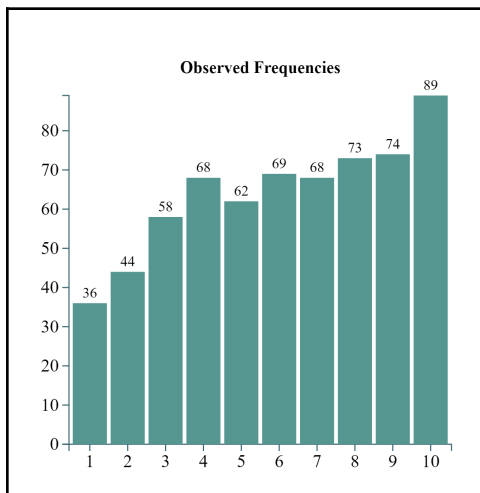
**Internal Haystaq Model Name:** charity\_type\_performing\_arts\_lgb  
**FLAG:** 10%



**Behavior Charity Giving Type Give To Medical Cause**

**Dependent Variable:** Respondents who said 'medical' vs. those who said 'environment', 'veterans', 'performing arts', 'religious', or 'none of the above'

**Internal Haystaq Model Name:** charity\_type\_medical\_xg  
**FLAG:** 10%



## Charter Schools

**Source question:**

Many states allow charter schools, publicly-funded schools that are independently operated and exempt from some of the regulations that traditional public schools must follow. Do you think the expansion of charter schools is mostly a good thing or a bad thing?

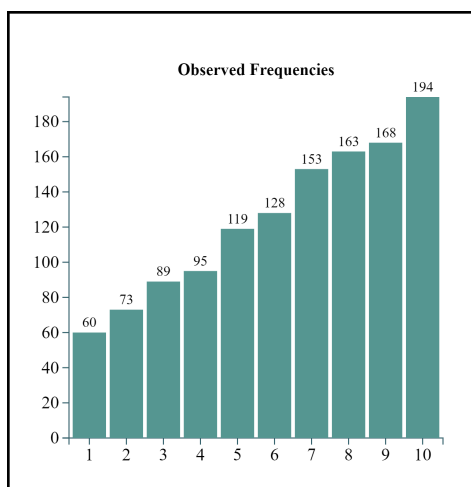
Good Thing, Bad Thing, Unsure

**Included fields:** Education\_Charter\_Schools\_Charter\_School\_Support, Education\_Charter\_Schools\_Charter\_School\_Oppose

**Education\_Charter\_Schools\_Charter\_School\_Support**

**Dependent Variable:** Respondents who said 'good thing' vs. those who said 'bad thing' or 'unsure'

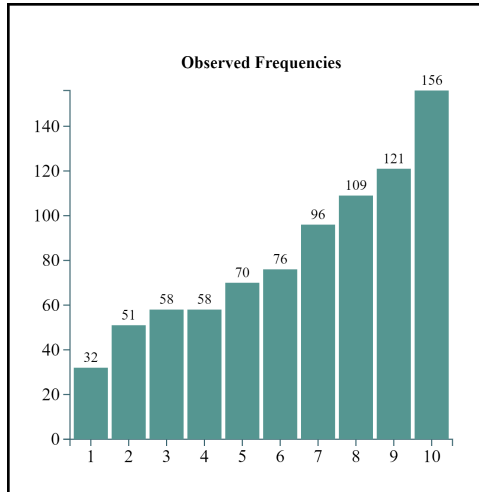
**Internal Haystaq Model Name:** charter\_schools\_support\_aw\_xg  
 Postive\_FLAG: 20%



**Education Charter Schools Charter School Oppose**

**Dependent Variable:** Respondents who said 'bad thing' vs. those who said 'good thing' or 'unsure'

**Internal Haystaq Model Name:** charter\_schools\_oppose\_aw\_lgb  
 Negative\_FLAG: 20%



**China Foreign Policy**

**Source question:**

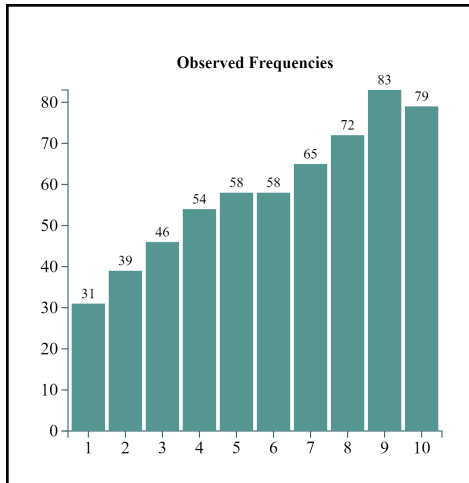
What comes closest to your opinion on China? That China is an important trade partner and we should find ways to work with them. Or that China represents an economic and military threat to the United States requiring a hardline approach?  
 Unsure, Work With China or Hardline Approach

**Included fields:** China\_Foreign\_Policy\_Work\_With, China\_Foreign\_Policy\_Advesarial

**China Foreign Policy Work With**

**Dependent Variable:** Respondents who answered 'Work With China' vs those who answered 'Hardline Approach', 'Unsure'

**Internal Haystaq Model Name:** china\_work\_with\_2w\_CT  
 Postive\_FLAG: 15%

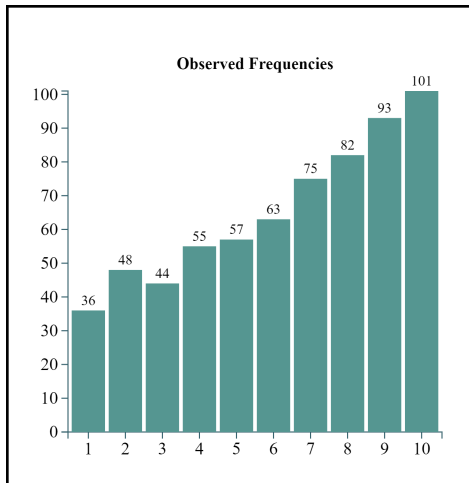


## China Foreign Policy Adversarial

**Dependent Variable:** Respondents who answered 'Hardline Approach' vs those who answered 'Work With China', 'Unsure'

**Internal Haystaq Model Name:** china\_advesary\_aw\_CT

Negative\_FLAG: 15%



# Church Attendance

**Source question:**

How often do you attend church, synagogue or mosque?

At least once a week, Almost every week, About once a month, Rarely, Never

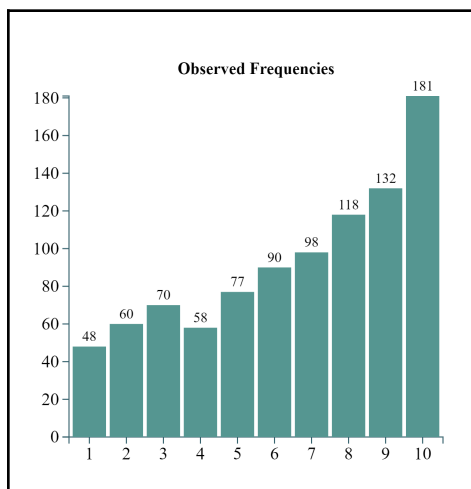
**Included fields:** Behavior\_Church\_Attendance\_Attends\_Church\_Frequently, Behavior\_Church\_Attendance\_Attends\_Church\_Never

**Behavior\_Church\_Attendance\_Attends\_Church\_Frequently**

**Dependent Variable:** Respondents who said 'almost every week','at least once a week' vs. those who said 'rarely','never'

**Internal Haystaq Model Name:** church\_attend\_str\_2w2\_lgb

Postive\_FLAG: 30%

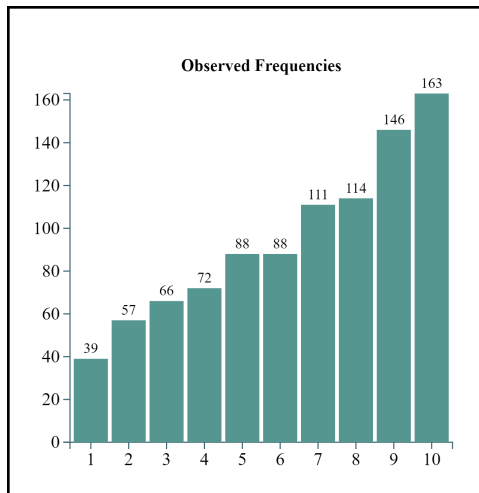


**Behavior\_Church\_Attendance\_Attends\_Church\_Never**

**Dependent Variable:** Respondents who said 'never' vs. those who said 'at least once a week', 'rarely', 'almost every week', 'about once a month'

**Internal Haystaq Model Name:** church\_attend\_never\_aw\_et

Negative\_FLAG: 15%



## Civil Liberties

### Source question:

What concerns you more about the government's anti-terrorism policies – that they have gone too far and are restricting the average person's civil liberties, or that they have not gone far enough and are not adequately protecting us?

Civil Liberties Too Restricted, Not Adequately Protecting Us, Undecided

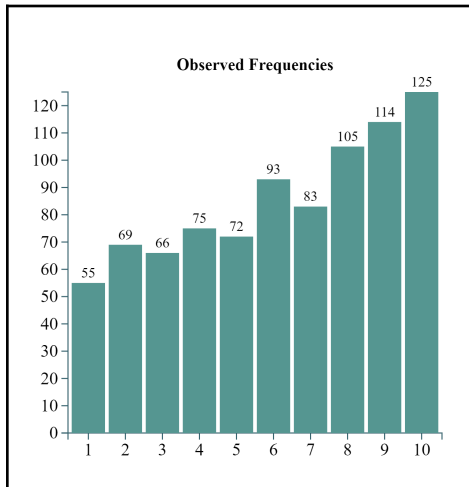
**Included fields:** civil\_liberties\_support, civil\_liberties\_oppose

### Civil Liberties Support

**Dependent Variable:** Respondents who said 'too restricted' vs. those who said 'not enough'

**Internal Haystaq Model Name:** civil\_liberties\_support\_2w\_xg

Postive\_FLAG: 20%



**Civil\_Liberties\_Oppose**

**Dependent Variable:** This DV is the inverse of the support score above  
**Internal Haystaq Model Name:** inverse of civil\_liberties\_support\_2w\_xg  
 Negative\_FLAG: 20%

**Common Core**

**Source question:**

Common Core is an initiative that seeks to detail what K-12 students should know about English and math at the end of each grade level, and requires states to follow a national educational curriculum and use the same standardized tests. How do you feel about Common Core?

Strongly Support Common Core, Somewhat Support Common Core, Neutral or Unsure Common Core, Somewhat Oppose Common Core, Strongly Oppose Common Core

**Included fields:** Education\_Common\_Core\_Common\_Core\_Support,  
 Education\_Common\_Core\_Common\_Core\_Oppose

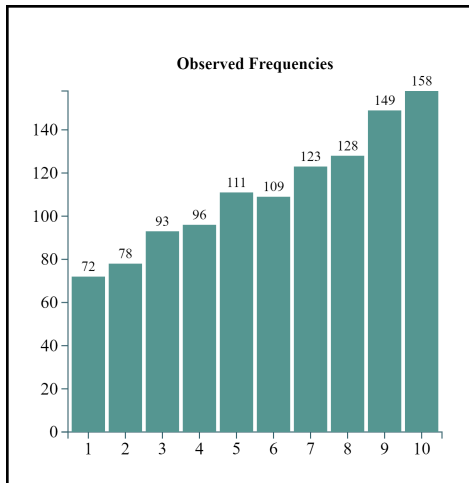
**Education\_Common\_Core\_Common\_Core\_Support**



**Dependent Variable:** Respondents who said 'strongly support', 'somewhat support' vs. those who said 'strongly oppose', 'somewhat oppose'

**Internal Haystaq Model Name:** common\_core\_support\_2w\_CT

Postive\_FLAG: 20%

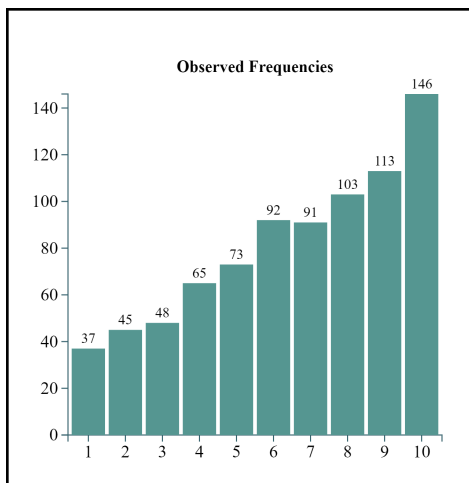


**Education\_Common\_Core\_Common\_Core\_Oppose**

**Dependent Variable:** Respondents who said 'strongly oppose', 'somewhat oppose' vs. those who said 'strongly support', 'somewhat support', or 'neutral or unsure'

**Internal Haystaq Model Name:** common\_core\_oppose\_aw\_gb

Negative\_FLAG: 20%



## Free Community College

**Source question:**

Should Community College be free of charge to enrolled students?

Yes, No, Unsure

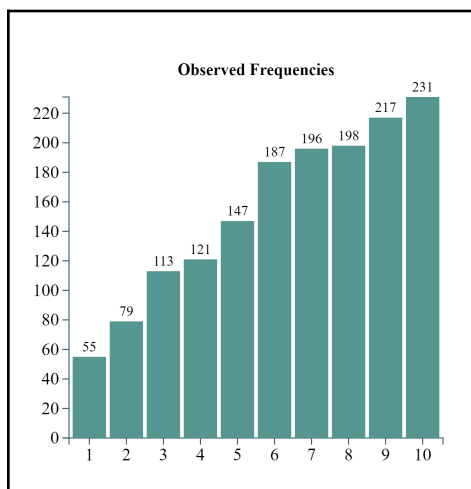
**Included fields:** Education\_Free\_Community\_College\_Free\_Cmnty\_College\_Support, Education\_Free\_Community\_College\_Free\_Cmnty\_College\_Oppose

### Education\_Free\_Community\_College\_Free\_Cmnty\_College\_Support

**Dependent Variable:** Respondents who said 'yes free' vs. those who said 'no'

**Internal Haystaq Model Name:** community\_college\_free\_support\_aw\_ct

Postive\_FLAG: 30%

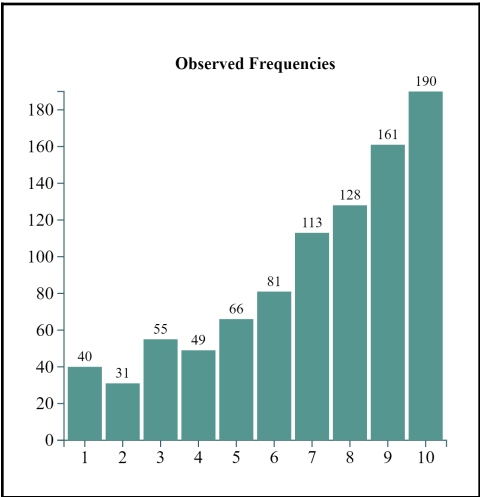


### Education\_Free\_Community\_College\_Free\_Cmnty\_College\_Oppose

**Dependent Variable:** Respondents who said 'no' vs. those who said 'yes free' or 'unsure'

**Internal Haystaq Model Name:** community\_college\_free\_oppose\_aw\_et

Negative\_FLAG: 30%



## Congressional Stock Trading

**Source question:**

Is the fact that US Congress members can potentially take advantage of insider information when trading stocks a huge problem, a significant problem, a minor problem or not an issue?

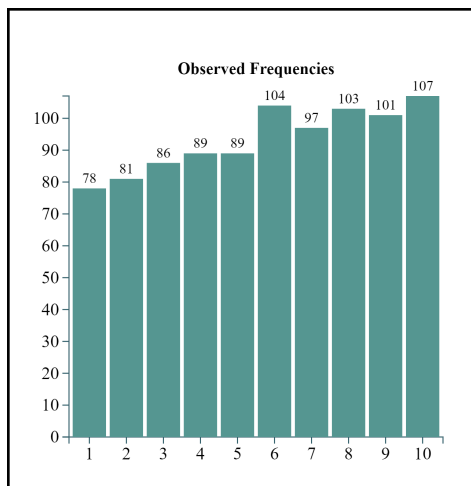
Huge Problem, Significant Problem, Minor Problem, Not a Problem, Unsure

**Included fields:** Congressional\_Stock\_Trading\_Huge\_Problem, Congressional\_Stock\_Trading\_Not\_Concerned

### Congressional\_Stock\_Trading\_Huge\_Problem

**Dependent Variable:** Respondents who answered ‘huge’ vs those who answered ‘minor’, ‘not a problem’, ‘unsure’

**Internal Haystaq Model Name:** cong\_stock\_trading\_huge\_prob\_aw\_ET  
 Postive\_FLAG: 25%



### Congressional\_Stock\_Trading\_Not\_Concerned

**Dependent Variable:** This Score is the inverse of the Support Score

**Internal Haystaq Model Name:** Inverse of cong\_stock\_trading\_huge\_prob\_aw\_ET  
 Negative\_FLAG: 20%

# Consumer Values

**Source question:**

If you were shopping for a big ticket item such as a washing machine or a car, which of these is your most important consideration: low upfront cost, long-term cost savings, or environmental impact?

Low Upfront Costs, Long-term Cost Savings, Environmental Impact

**Included fields:**

Consumer\_Focus\_Consumer\_Values\_Price\_Vs\_Environment\_Consumer\_Value\_Low\_Cost,

Consumer\_Focus\_Consumer\_Values\_Price\_Vs\_Enviro\_Consumer\_Value\_Enviro,

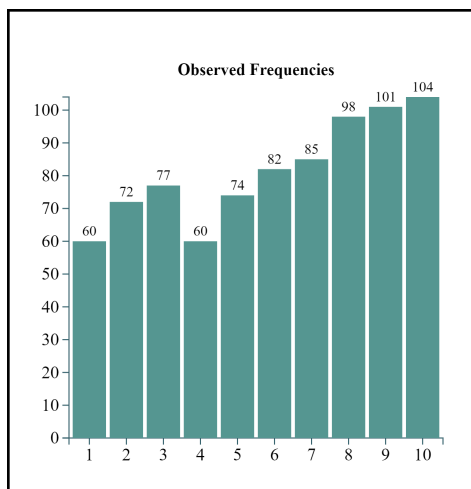
Consumer\_Focus\_Consumer\_Values\_Price\_Vs\_Enviro\_Consumer\_Value\_Longterm

**Consumer\_Focus\_Consumer\_Values\_Price\_Vs\_Environment\_Consumer\_Value\_Low\_Cost**

**Dependent Variable:** Respondents who said 'low cost' vs. those who said 'savings' or 'environment'

**Internal Haystaq Model Name:** consumer\_values\_low\_cost\_aw\_gb

FLAG: 20%

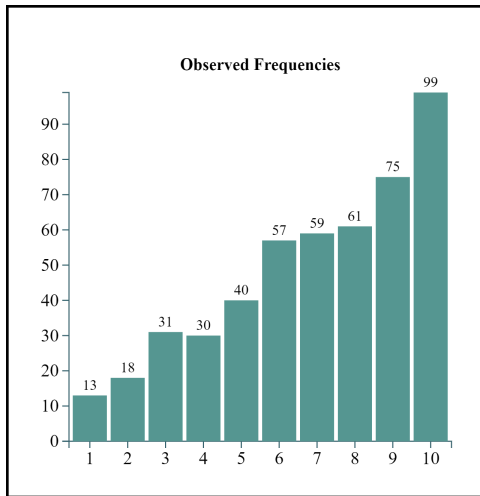


**Consumer Focus Consumer Values Price Vs Environment**  
**Consumer Value Environment**

**Dependent Variable:** Respondents who said 'environment' vs. those who said 'low cost' or 'savings'

**Internal Haystaq Model Name:** consumer\_values\_environment\_aw\_ct

FLAG: 10%



**Consumer Focus Consumer Values Price Vs Environment**  
**Consumer Value Longterm**

**Dependent Variable:** Respondents who said 'savings' vs. those who said 'environment' or 'low cost'

**Internal Haystaq Model Name:** consumer\_values\_savings\_aw\_xg

FLAG: 10%

# Covid Future Vaccines and Boosters

**Source question:**

How likely are you to get future Covid-19 vaccinations or boosters if they are recommended by the CDC?

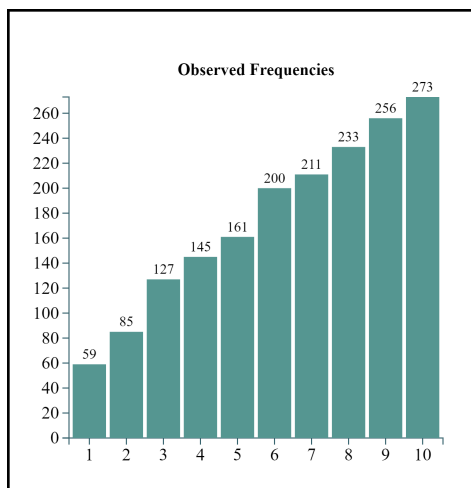
Very Likely, Somewhat Likely, Somewhat Unlikely, Very Unlikely

**Included fields:** covid\_get\_future\_vaccines\_likely, covid\_get\_future\_vaccines\_unlikely, covid\_get\_future\_vaccines\_unsure

## Covid\_Get\_Future\_Vaccines\_Likely

**Dependent Variable:** Respondents who said 'very likely' vs. those who said 'somewhat unlikely', or 'very unlikely'

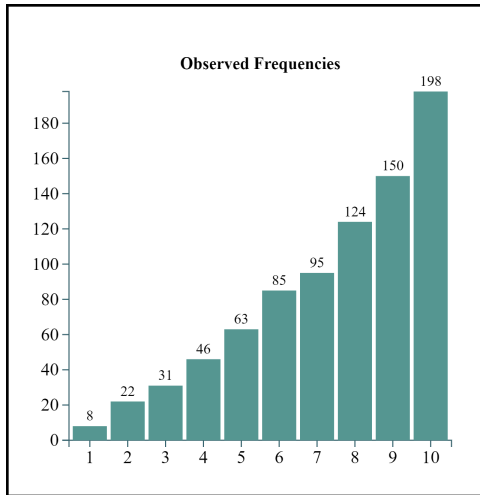
**Internal Haystaq Model Name:** get\_vaccine\_definitely\_2w2\_ct  
 Postive\_FLAG: 20%



## Covid\_Get\_Future\_Vaccines\_Unlikely

**Dependent Variable:** Respondents who said 'very unlikely' vs. those who said 'somewhat likely,' 'somewhat unlikely' or 'very likely'

**Internal Haystaq Model Name:** get\_vaccine\_no\_ct  
 Negative\_FLAG: 10%

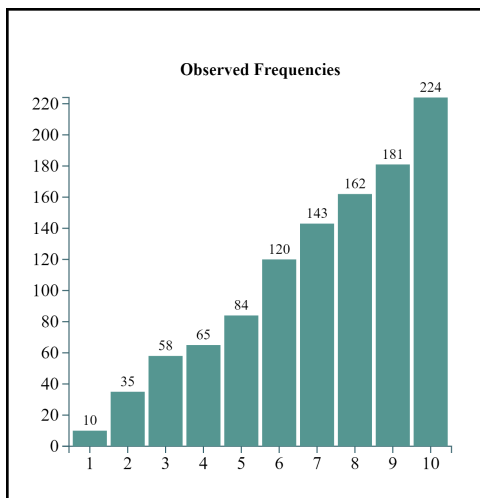


**Covid Get Future Vaccines Unsure**

**Dependent Variable:** Respondents who said 'unlikely' or 'somewhat unlikely' vs. those who said 'very likely' or 'somewhat likely'

**Internal Haystaq Model Name:** get\_vaccine\_somewhat\_unlikely\_ct

FLAG: 10%





# Critical Race Theory

**Source question:**

Do you think it is ok to remove books from public school libraries based on content such as discussions of slavery or racial inequality, discussions of homosexual or transexual issues or criticisms of US history or historical figures?

Remove all/any Books with this Content, Remove some of this content, Never Restrict Books based on this Content, Unsure

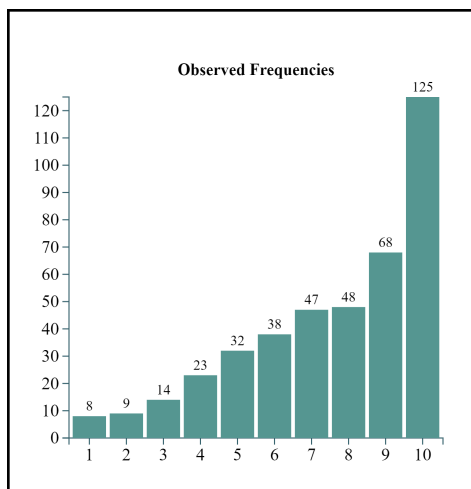
**Included fields:** critical\_race\_theory\_books\_ban, critical\_race\_theory\_books\_do\_not\_ban

## Critical Race Theory Books Ban

**Dependent Variable:** Respondents who said 'ban all' vs. those who said 'ban none'

**Internal Haystaq Model Name:** crt\_ban\_all\_problematic\_books\_2w\_xg

Postive\_FLAG: 10%

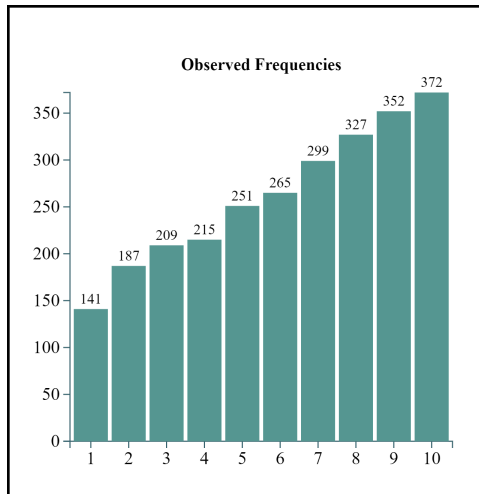


## Critical Race Theory Books Do Not Ban

**Dependent Variable:** Respondents who said 'ban none' vs. those who said 'ban all', 'ban some', or 'unsure'

**Internal Haystaq Model Name:** crt\_do\_not\_ban\_books\_aw\_xg

Negative\_FLAG: 25%



## Crypto Currency

**Source question:**

How do you feel about the government’s role in regulating crypto currencies like Bitcoin? Should the government have NO role in regulating crypto currency? Do you believe the current rules and regulations are generally sufficient? Do you believe the government should do more to protect the public? Or do you believe crypto currencies should be severely restricted or banned?

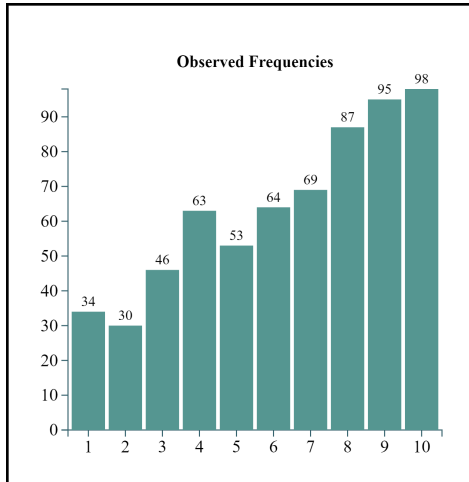
No Role, Current Rules OK, More to Protect the Public, Severe Restrictions, Unsure

**Included fields:** crypto\_reduce\_restrictions, crypto\_increase\_restrictions

### Crypto Reduce Restrictions

**Dependent Variable:** Respondents who said 'no role' vs. those who said 'protect more', 'severe restrictions', 'current rules ok', or 'unsure'

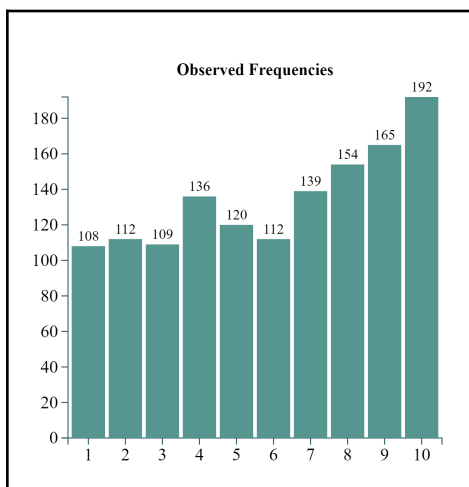
**Internal Haystaq Model Name:** crypto\_reduce\_restrictions\_aw2\_xg  
**FLAG:** 25%



**Crypto\_Increase\_Restrictions**

**Dependent Variable:** Respondents who said 'protect more','severe restrictions' vs. those who said 'no role','unsure','current rules ok'

**Internal Haystaq Model Name:** crypto\_increase\_restrictions\_aw\_CT  
**FLAG:** 10%



# Death Penalty

**Source question:**

Do you favor or oppose the death penalty?

Strongly Favor, Somewhat Favor, Somewhat Oppose, Strongly Oppose, Unsure

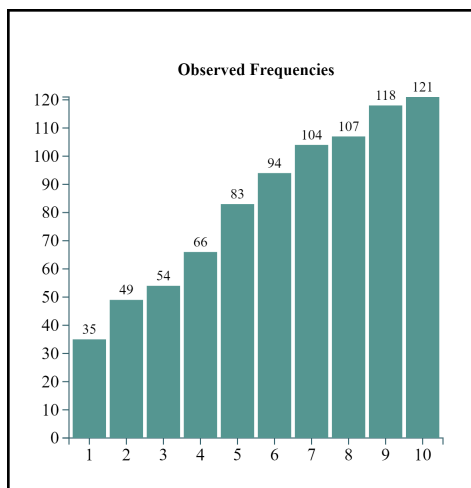
**Included fields:** Role\_Of\_Government\_Death\_Penalty\_Death\_Penalty\_Support, Role\_Of\_Government\_Death\_Penalty\_Death\_Penalty\_Oppose

## Role\_Of\_Government\_Death\_Penalty\_Death\_Penalty\_Support

**Dependent Variable:** Respondents who said 'strongly favor' vs. those who said 'strongly oppose', 'somewhat oppose', or 'unsure'

**Internal Haystaq Model Name:** death\_penalty\_support\_aw3\_ct

Postive\_FLAG: 20%

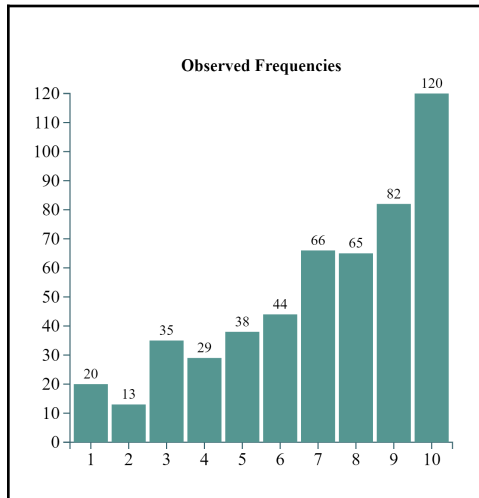


## Role\_Of\_Government\_Death\_Penalty\_Death\_Penalty\_Oppose

**Dependent Variable:** Respondents who said 'strongly oppose' vs. those who said 'strongly favor', 'somewhat favor', or 'unsure'

**Internal Haystaq Model Name:** death\_penalty\_oppose\_aw\_gb

Negative\_FLAG: 20%



## Defense Spending

### Source question:

What do you think of the US Defense Department's budget? Should the DoD budget be: greatly reduced, slightly reduced, left where it is, slightly increased, or greatly increased?

No Opinion, Greatly Reduced, Slightly Reduced, Left Where it Is, Slightly Increased, Greatly Increased

### Included fields:

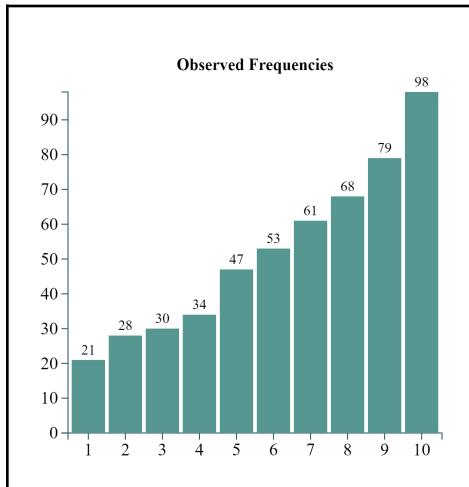
Military\_International\_Borders\_Defense\_Spending\_Defense\_Spending\_Reduce,  
 Military\_International\_Borders\_Defense\_Spending\_Defense\_Spending\_Increase

### Military\_International\_Borders\_Defense\_Spending Defense\_Spending\_Reduce

**Dependent Variable:** Respondents who said 'greatly reduced' vs. those who said 'greatly increased'

**Internal Haystaq Model Name:** defense\_spending\_greatly\_reduce\_2w2\_et

FLAG: 25%

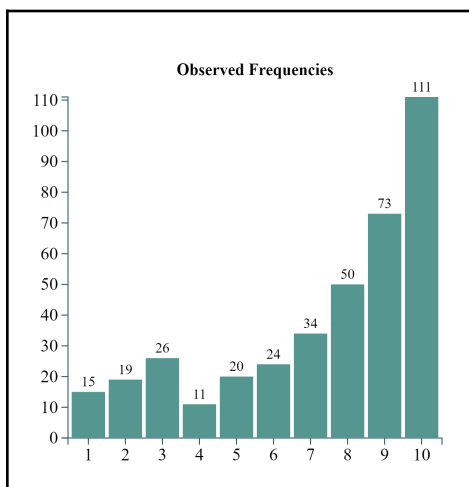


**Military International Borders Defense Spending Defense Spending Increase**

**Dependent Variable:** Respondents who said 'greatly increased' vs. those who said 'greatly reduced','slightly reduced','no opinion', 'ok'

**Internal Haystaq Model Name:** defense\_spending\_greatly\_increase\_aw\_CT

FLAG: 25%



# Type of Democrat

**Source question:**

Would you say you more closely align with progressive Democrats like Bernie Sanders, Elizabeth Warren and AOC or more moderate Democrats like Joe Biden, Nancy Pelosi, and Chuck Schumer?

Progressives, Moderates, Unsure

**Included fields:**

Ideology\_Partisanship\_Partisanship\_Progressive\_Vs\_Moderate\_Dem\_Type\_Progressive,

Ideology\_Partisanship\_Partisanship\_Progressive\_Vs\_Moderate\_Dem\_Type\_Moderate

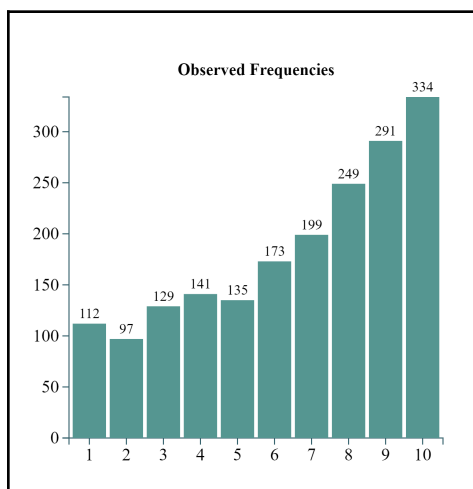
**Ideology\_Partisanship\_Partisanship\_Progressive\_Vs\_Moderate\_Dem\_Type\_Progressive**

**\*note: this score was limited to likely Democrats**

**Dependent Variable:** Respondents who said 'progressives' vs. those who said 'moderates'

**Internal Haystaq Model Name:** dem\_type\_progressive\_2w\_XG

FLAG: 10%



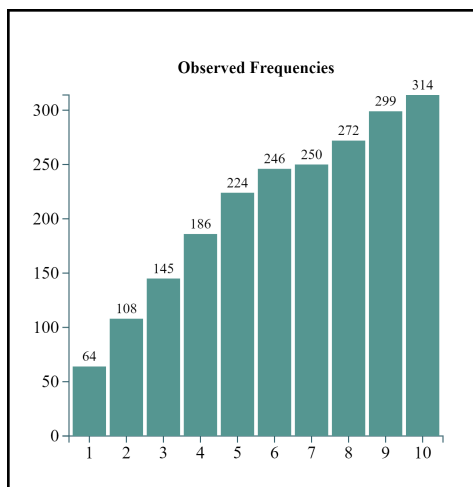
**Ideology Partisanship Partisanship Progressive Vs Moderate Dem Type Moderate**

**\*Note: This score was limited to likely Democrats**

**Dependent Variable:** Respondents who said 'moderates' vs. those who said 'progressives' , 'unsure'

**Internal Haystaq Model Name:** dem\_type\_moderate\_aw\_XG

FLAG: 10%



**Political Donations**

**Source question:**

How likely are you to donate to a political campaign in the coming year?

Very Likely, Somewhat Likely ,Somewhat Unlikely ,Very Unlikely

**Included fields:** political\_donations\_likely, political\_donations\_unlikely

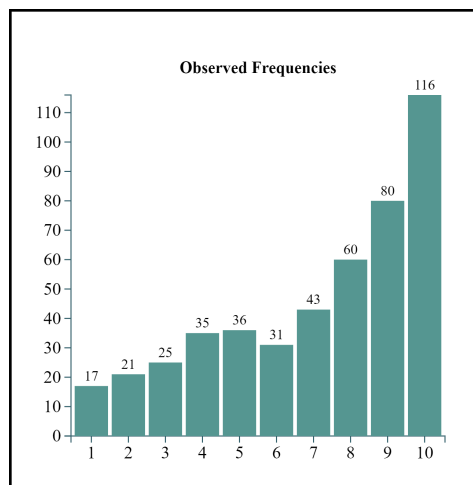
**Political Donations Likely**



**Dependent Variable:** Respondents who said 'very likely' vs. those who said 'very unlikely'

**Internal Haystaq Model Name:** political\_donations\_likely\_str\_2w\_XG

Postive\_FLAG: 10%



### Political\_Donations\_Unlikely

**Dependent Variable:** This DV is the inverse of the support score above

**Internal Haystaq Model Name:** inverse of political\_donations\_likely\_str\_2w\_XG

Negative\_FLAG: 30%

## Drug Price Limits

**Source question:**

A number of states are considering limiting the prices pharmaceutical companies can charge individuals and insurance companies for prescription drugs to the lower rates that the Veterans Administration has negotiated. Opponents say this policy will create added government bureaucracy and harm the development of new drugs. How supportive are you of restricting the prices that drug companies can charge?  
 Very Supportive, Somewhat Supportive , Neutral or Unsure , Somewhat Opposed, Very Opposed

**Included fields:**

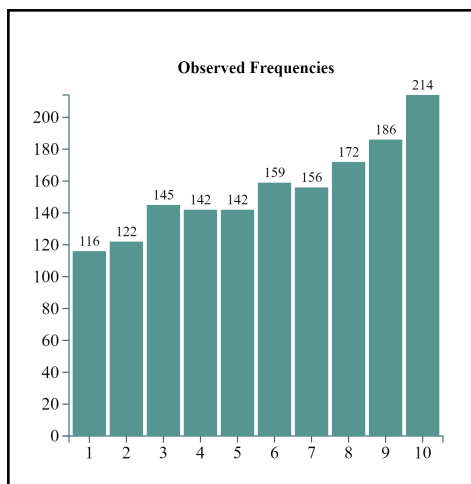
Political\_Activism\_And\_Strife\_Drug\_Price\_Limit\_Drug\_Price\_Limit\_Support,  
 Political\_Activism\_And\_Strife\_Drug\_Price\_Limit\_Drug\_Price\_Limit\_Oppose

**Political\_Activism\_And\_Strife\_Drug\_Price\_Limit\_Drug\_Price\_Limit\_Support**

**Dependent Variable:** Respondents who said 'very supportive' vs. those who said 'very opposed', 'somewhat opposed', 'neutral or unsure', 'somewhat supportive'

**Internal Haystaq Model Name:** drug\_price\_limit\_support\_aw2\_GB

Postive\_FLAG: 30%



**Political\_Activism\_And\_Strife\_Drug\_Price\_Limit\_Drug\_Price\_Limit\_Oppose**

**Dependent Variable:** Respondents who said 'very opposed' vs. those who said 'very supportive', 'somewhat supportive', 'neutral or unsure'

**Internal Haystaq Model Name:** drug\_price\_limit\_oppose\_aw\_ET

Postive\_FLAG: 10%

## Early Vote

**Source question:**

If your state offers or were to offer absentee or early voting, would you be more likely to vote early or to vote on election day?

Election Day Voting, Early Voting, Unsure

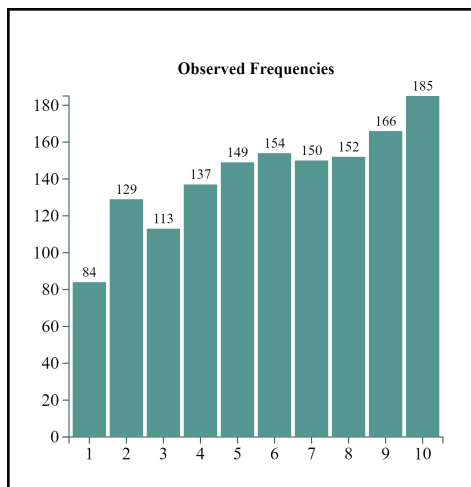
**Included fields:** early\_vote\_would\_if\_could, early\_voe\_no

### Early Vote Would If Could

**Dependent Variable:** Respondents who said 'early' vs. those who said 'election day'

**Internal Haystaq Model Name:** early\_vote\_yes\_2w\_CT

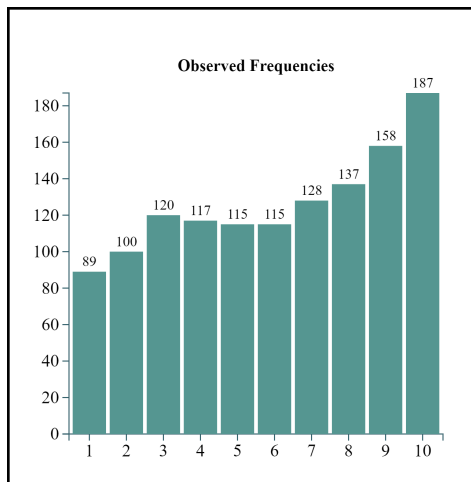
Postive\_FLAG: 20%



### Early Vote No

**Dependent Variable:** Respondents who said 'election day' vs. those who said 'early', 'unsure'

**Internal Haystaq Model Name:** early\_vote\_no\_aw\_CT  
**Postive\_FLAG:** 20%



## Economic Anxiety

**Source question:**

How worried are you about things like your job security, having enough money for your retirement, or your children's economic prospects?

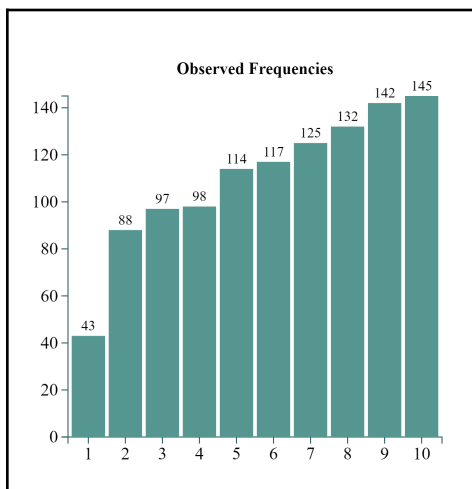
Very Worried, Somewhat Worried, Not Worried , Unsure

**Included fields:** Economy\_Economic\_Anxiety\_Econ\_Anxiety\_Very\_Worried,  
 Economy\_Economic\_Anxiety\_Econ\_Anxiety\_Not\_Worried

**Economy\_Economic\_Anxiety\_Econ\_Anxiety\_Very\_Worried**

**Dependent Variable:** Respondents who said ('very worried') vs. those who said ('not worried')

**Internal Haystaq Model Name:** economic\_anxiety\_str\_2w\_et  
**FLAG:** 25%

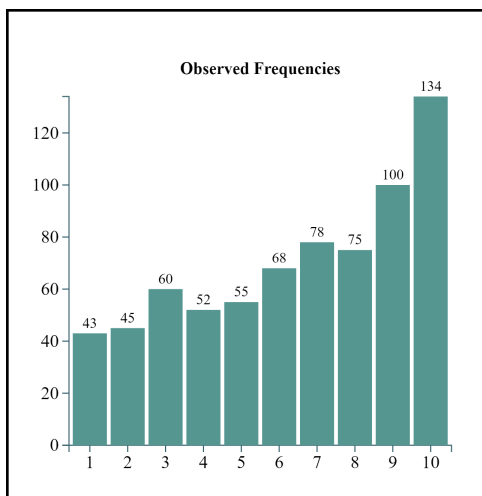


**Economy Economic Anxiety Econ Anxiety Not Worried**

**Dependent Variable:** Respondents who said ('not worried') vs. those who said ('very worried', 'somewhat worried', 'unsure')

**Internal Haystaq Model Name:** economic\_anxiety\_none\_aw\_ct

FLAG: 20%



**Electric Vehicle Ownership**

**Source question:**

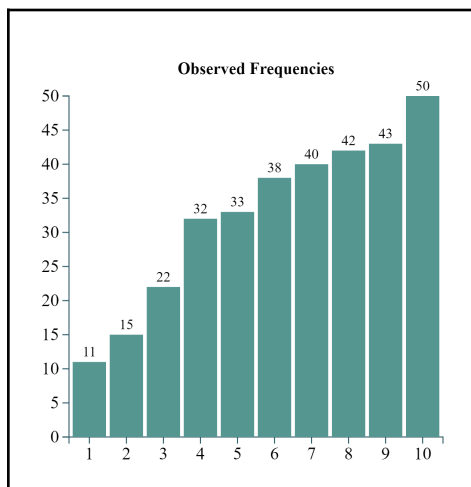
How likely are you to own or buy a fully electric vehicle in the next three years?  
 UnLikely, Somewhat likely, Extremely likely, I Already Own an Electric Vehicle

**Included fields:** Electric\_Vehicle\_Likely\_Buyer,  
Electric\_Vehicle\_Not\_Likely

**Electric\_Vehicle\_Likely\_Buyer**

**Dependent Variable:** Respondents who answered ‘already own’, ‘extremely likely’ vs those who answered ‘unlikely’

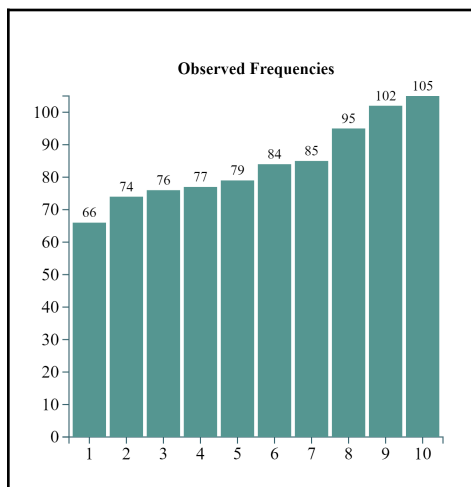
**Internal Haystaq Model Name:** electric\_vehicle\_likely\_buyer\_aw3\_XG  
Positive\_FLAG: 10%



**Electric\_Vehicle\_Not\_Likely**

**Dependent Variable:** Respondents who answered ‘unlikely’ vs those who answered all other responses

**Internal Haystaq Model Name:** electric\_vehicle\_buyer\_no\_aw\_XG  
Negative\_FLAG: 20%



## Environment- Climate Change

**Source question:**

From what you've read and heard, is there solid evidence that the average temperature on earth has been getting warmer over the past few decades as a result of human activity?

Yes, No, Unsure

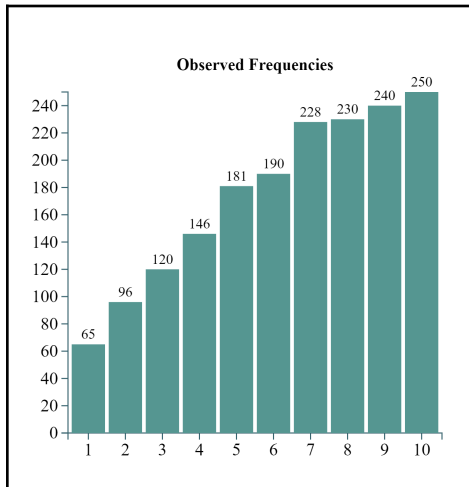
**Included fields:** Environment\_Climate\_Change\_Climate\_Change\_Believer, Environment\_Climate\_Change\_Climate\_Change\_Nonbeliever

**Environment\_Climate\_Change\_Climate\_Change\_Believer**

**Dependent Variable:** Respondents who said 'yes' vs. those who said 'no', 'unsure'

**Internal Haystaq Model Name:** climate\_change\_evidence\_aw\_CT

Postive\_FLAG: 30%

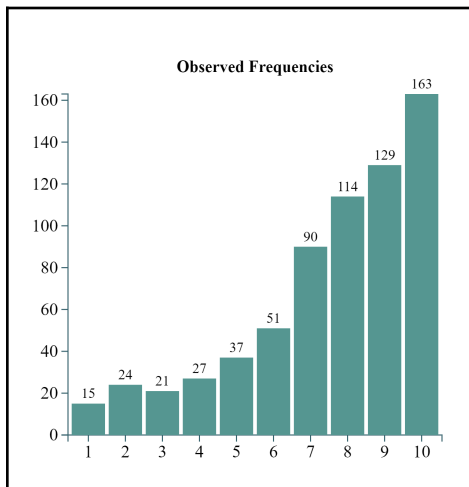


**Environment Climate Change Climate Change Nonbeliever**

**Dependent Variable:** Respondents who said 'no' vs. those who said 'yes', 'unsure'

**Internal Haystaq Model Name:** climate\_change\_no\_evidence\_aw\_CT

Negative\_FLAG: 20%



**Family Medical Leave**

**Source question:**

Do you support or oppose paid family and medical leave for all US workers?

Strongly Support, Somewhat Support, Somewhat Oppose, Strongly Oppose, Unsure



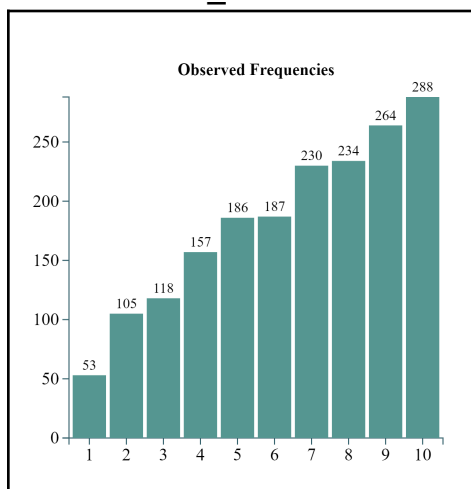
**Included fields:** family\_medical\_leave\_support, family\_medical\_leave\_oppose

**Family\_Medical\_Leave\_Support**

**Dependent Variable:** Respondents who said 'strongly support' vs. those who said 'strongly opposed','somewhat opposed', 'neutral/unsure'

**Internal Haystaq Model Name:** family\_medical\_leave\_str\_support\_aw2\_CT

Postive\_FLAG: 25%

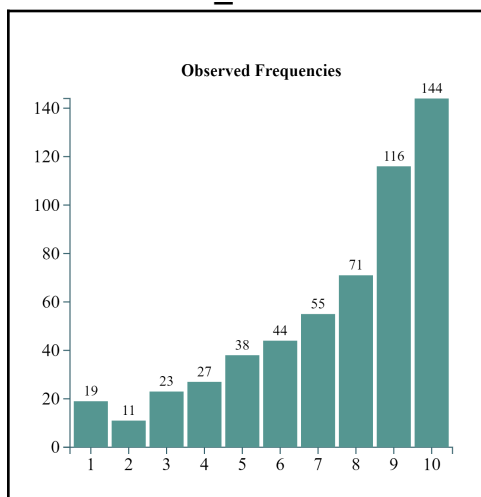


**Family\_Medical\_Leave\_Oppose**

**Dependent Variable:** Respondents who said 'strongly opposed','somewhat opposed' vs. those who said 'strongly support','somewhat support','neutral/unsure'

**Internal Haystaq Model Name:** family\_medical\_leave\_oppose\_aw\_CT

Positive\_FLAG: 20%



# Felons Voting

**Source question:**

Right now, some people who have been convicted of a felony and have served their sentence are not allowed to vote. Do you think that a felon who has paid their debt to society should be allowed the opportunity to vote, or do you think felons forfeited their right to vote?

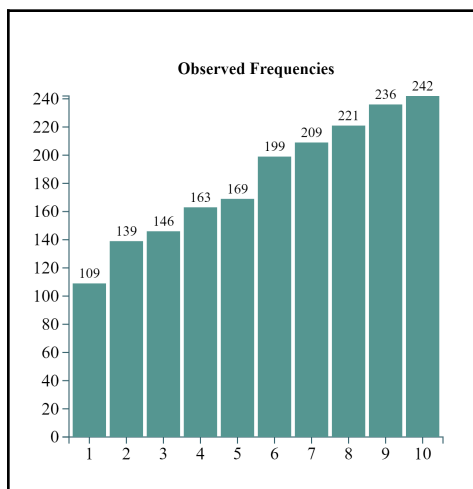
Should be Allowed to Vote, Should Not Allowed to Vote, Unsure

**Included fields:** Voting\_And\_Courts\_Felon\_Voting\_Felon\_Voting\_Support, Voting\_And\_Courts\_Felon\_Voting\_Felon\_Voting\_Oppose

**Voting\_And\_Courts\_Felon\_Voting\_Felon\_Voting\_Support**

**Dependent Variable:** Respondents who said 'allowed' vs. those who said 'not allowed', 'unsure'

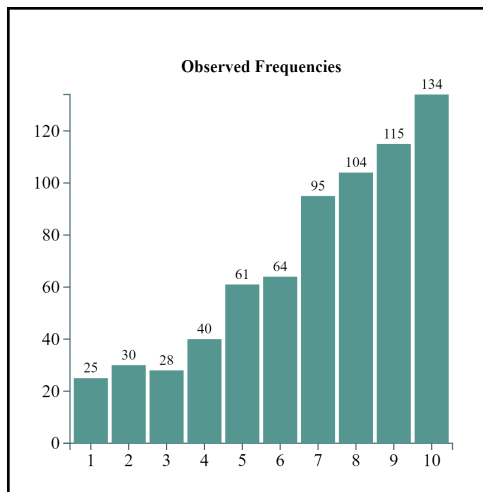
**Internal Haystaq Model Name:** felons\_voting\_support\_aw\_ET  
 Postive\_FLAG: 20%



**Voting\_And\_Courts\_Felon\_Voting\_Felon\_Voting\_Oppose**

**Dependent Variable:** Respondents who said 'not allowed' vs. those who said 'allowed', 'unsure'

**Internal Haystaq Model Name:** felons\_voting\_oppose\_aw\_GB  
 Negative\_FLAG: 20%



## Female Candidates

**Source question:**

Thinking of candidates for political office, with all other factors being equal, do you prefer to support a woman over an equally-qualified man?

Favor Women, Do Not Favor Women, Don't Consider Gender

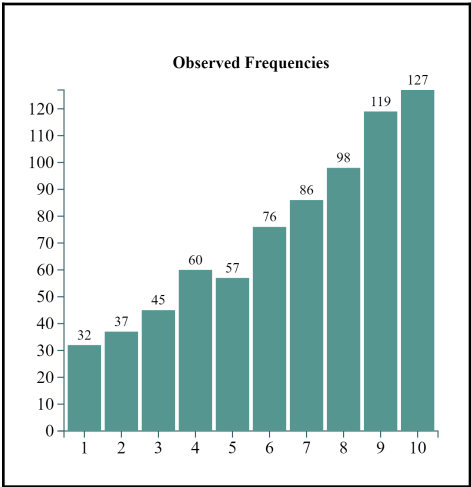
**Included fields:**

Candidates\_And\_Officials\_Female\_Candidates\_Candidate\_Female\_Prefer,  
 Candidates\_And\_Officials\_Female\_Candidates\_Candidate\_Female\_Do\_NOT\_Prefer

**Candidates And Officials Female Candidates Candidate Female Prefer**

**Dependent Variable:** Respondents who said 'prefer' vs. those who said 'do not favor', 'do not consider'

**Internal Haystaq Model Name:** female\_candidates\_prefer\_aw\_CT  
 Postive\_FLAG: 10%

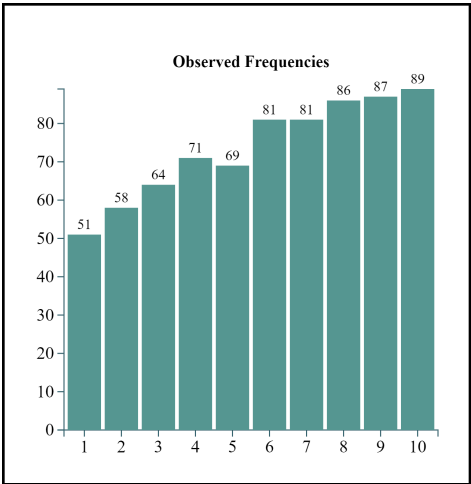


**Candidates And Officials Female Candidates Candidate**  
**Female\_Do\_NOT\_Prefer**

**Dependent Variable:** Inverse of the score above

**Internal Haystaq Model Name:** inverse of female\_candidates\_prefer\_aw\_CT

Postive\_FLAG: 20%



# Gas Tax

**Source question:**

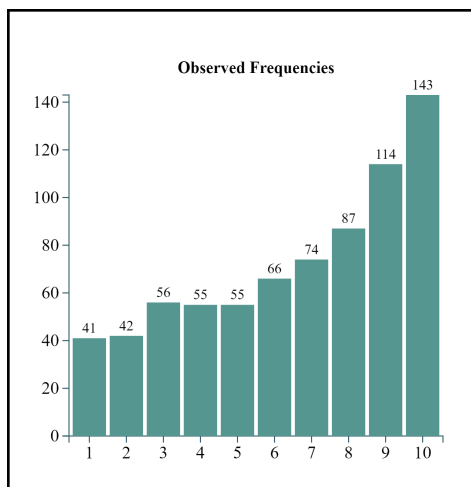
In general, would you support or oppose increased taxes on gas to fund road repairs?  
 Strongly Support Increased Gas Tax, Somewhat Support Increased Gas Tax,  
 Neutral/Unsure, Somewhat Oppose Increased Gas Tax, Strongly Oppose Increased  
 Gas Tax

**Included fields:** Environment\_Gas\_Tax\_Gas\_Tax\_Support,  
 Environment\_Gas\_Tax\_Gas\_Tax\_Oppose

**Environment\_Gas\_Tax\_Gas\_Tax\_Support**

**Dependent Variable:** Respondents who said 'strongly support','somewhat support' vs. those who said 'strongly opposed', 'somewhat opposed'

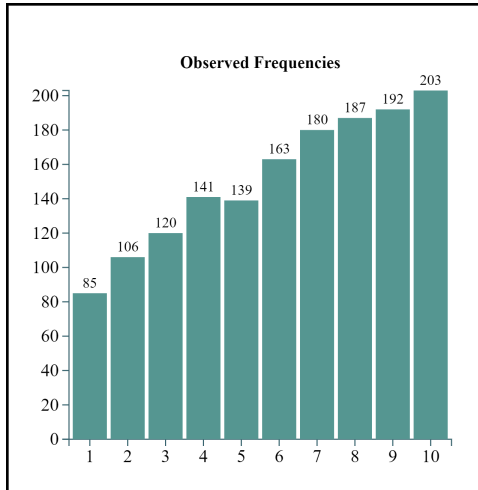
**Internal Haystaq Model Name:** gas\_tax\_support\_2w\_GB  
 Postive\_FLAG: 20%



**Environment\_Gas\_Tax\_Gas\_Tax\_Oppose**

**Dependent Variable:** Respondents who said 'strongly opposed', 'somewhat opposed' vs. those who said 'strongly support', 'somewhat support','neutral/unsure'

**Internal Haystaq Model Name:** gas\_tax\_oppose\_aw2\_CT  
 Negative\_FLAG: 25%



## General Vaccines

**Source question:**

Separate from Covid-19, how do you feel about mandating childhood vaccinations such as Measles, Mumps and Rubella for all children who have fully functional immune systems? Do you believe: 1. childhood vaccinations should be required, 2. vaccinations should be heavily encouraged, but not required, 3. families should make their own choices, or 4. vaccinations should be discouraged?

Required, Encouraged, Family Choice, Discouraged, Unsure

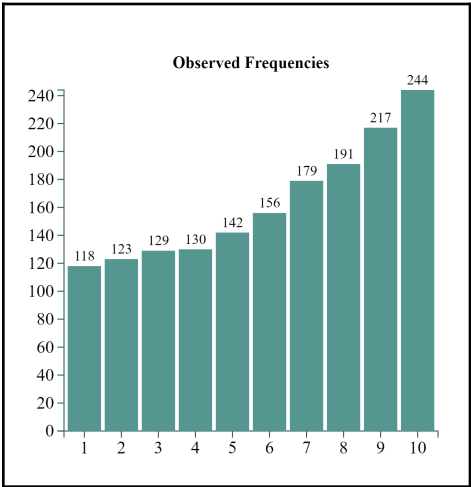
**Included fields:** General\_Anti\_Vax\_Pro\_Vax

### General\_Anti\_Vax\_Pro\_Vax

**Dependent Variable:** Respondents who answered 'required' vs those who answered 'family choice','discouraged','unsure','encouraged'

**Internal Haystaq Model Name:** general\_anti\_vax\_str\_pro\_vax\_aw2\_ET

Postive\_FLAG: 30%



# Gentrification

**Source question:**

What is your opinion on gentrification, the process where cities and neighborhoods change as wealthier people move into poorer neighborhoods?

Mostly Positive, Mostly Harmful, Unsure

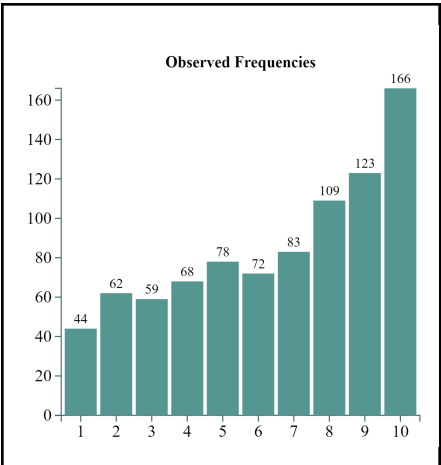
**Included fields:** Economy\_Gentrification\_Gentrification\_Oppose, Economy\_Gentrification\_Gentrification\_Support

**Economy\_Gentrification\_Gentrification\_Oppose**

**Dependent Variable:** Respondents who said 'mostly harmful' vs. those who said 'mostly positive' or 'unsure'

**Internal Haystaq Model Name:** gentrification\_mostly\_harmful\_aw\_CT

FLAG: 20%

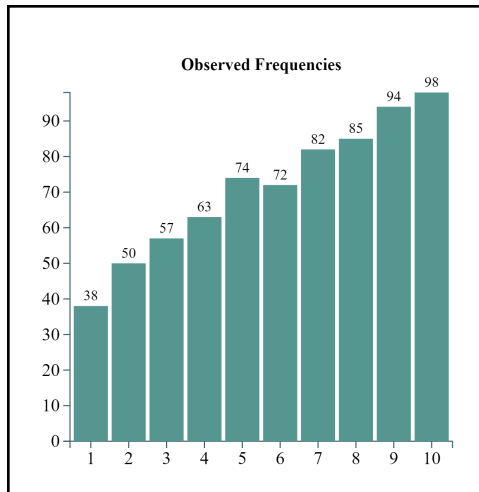


**Economy\_Gentrification\_Gentrification\_Support**

**Dependent Variable:** Respondents who said 'mostly positive' vs. those who said 'mostly harmful' or 'unsure'

**Internal Haystaq Model Name:** gentrification\_mostly\_positive\_2w\_ET

FLAG: 10%



**Gig Opinion**

**Source question:**

Should “gig economy” companies like Uber, Lyft and Instacart be allowed to continue to treat their workers as independent contractors or should they be required to treat them as employees with access to benefits.

Independent Contractors, Employees with Benefits, Unsure

**Included fields:** Economy\_Gig\_Work\_Benefits\_Gig\_Work\_Keep\_Contractor, Economy\_Gig\_Work\_Benefits\_Gig\_Work\_Make\_Employees

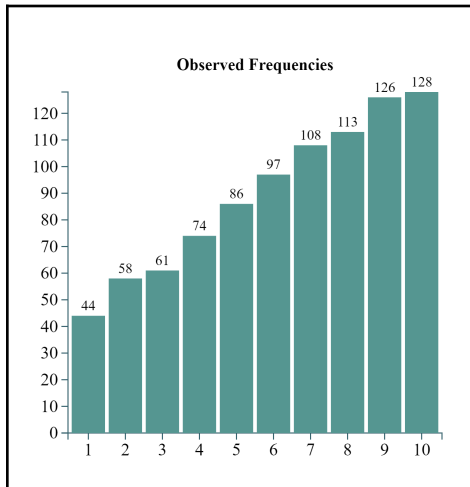
**Economy\_Gig\_Work\_Benefits\_Gig\_Work\_Keep\_Contractor**

**Dependent Variable:** Respondents who said 'independent contractors' vs. those who said 'employees'

**Internal Haystaq Model Name:** gig\_opinion\_indep\_contractors\_2w\_xg



FLAG: 10%

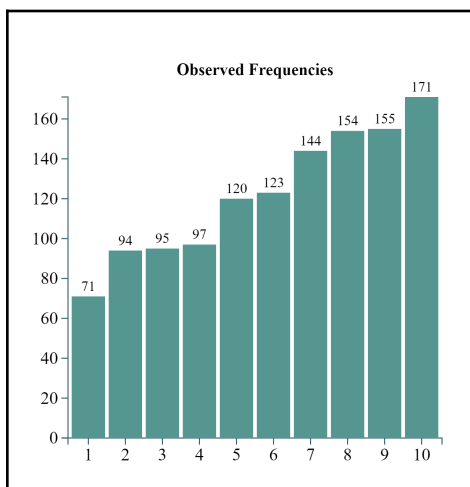


**Economy\_Gig\_Work\_Benefits\_Gig\_Work\_Make\_Employees**

**Dependent Variable:** Respondents who said 'employees' vs. those who said 'independent contractors','unsure'

**Internal Haystaq Model Name:** gig\_opinion\_employees\_aw\_CT

FLAG: 20%



# Gig Worker

**Source question:**

Have you ever worked for a “gig economy” company?

Never, Did In the Past/Do Not Now, Do now as side gig/extra income, Do gig work as primary income

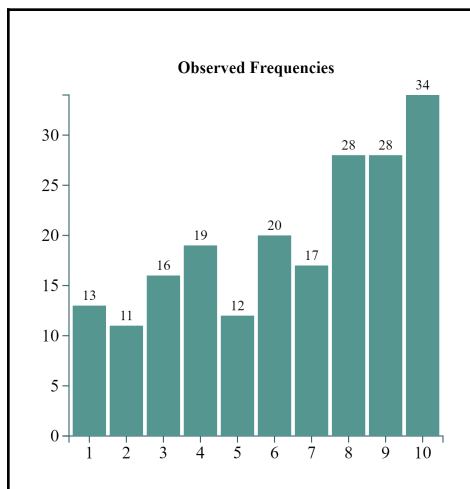
**Included fields:** Economy\_Gig\_Worker\_Worker\_Gig\_Likely, Economy\_Gig\_Worker\_Worker\_Gig\_Unlikely

**Economy\_Gig\_Worker\_Worker\_Gig\_Likely**

**Dependent Variable:** Respondents who said 'side gig', 'primary', 'in past' vs. those who said 'never'

**Internal Haystaq Model Name:** gig\_worker\_now\_aw\_RF

Postive\_FLAG: 10%



**Economy\_Gig\_Worker\_Worker\_Gig\_Unlikely**

**Dependent Variable:** This DV is the inverse of the ‘gig worker likely’ score above

**Internal Haystaq Model Name:** inverse of gig\_worker\_now\_aw\_RF

Negative\_FLAG: 20%

## GOP Type

**\*Note: this score limited to likely Republican voters only**

**Source question:**

Would you say you more closely align with establishment Republicans like Mitt Romney, Meghan McCain and Liz Cheney or more firebrand Republicans like Marjorie Taylor Greene, Ron Johnson and Ted Cruz?

Establishment, Firebrand, Unsure

**Included fields:**

Ideology\_Partisanship\_Partisanship\_Establishment\_Vs\_Firebrand\_GOP\_Type\_Firebrand,

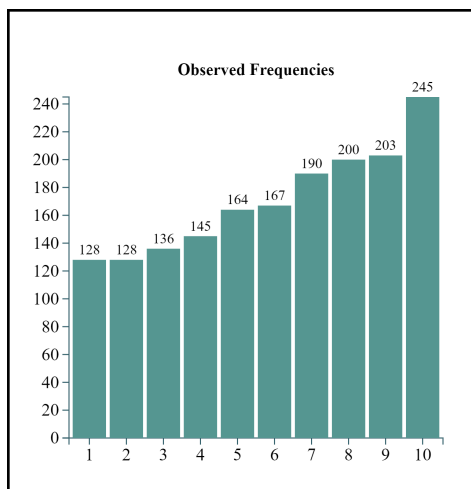
Ideology\_Partisanship\_Partisanship\_Establishment\_Vs\_Firebrand\_GOP\_Type\_Establishment

### Ideology\_Partisanship\_Partisanship\_Establishment\_Vs\_Firebrand\_GOP\_Type\_Firebrand

**Dependent Variable:** Respondents who said 'firebrand' vs. those who said 'establishment' or 'unsure'

**Internal Haystaq Model Name:** gop\_type\_firebrand\_aw\_gb

Postive\_FLAG: 30%

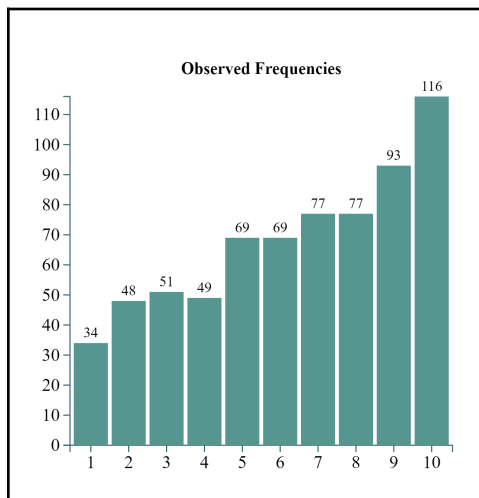


**Ideology Partisanship Partisanship Establishment Vs Firebrand  
GOP\_Type Establishment**

**Dependent Variable:** Respondents who said 'establishment' vs. those who said 'firebrand'

**Internal Haystaq Model Name:** gop\_type\_establishment\_2w\_XG

Negative\_FLAG: 20%



**Green New Deal**

**Source question:**

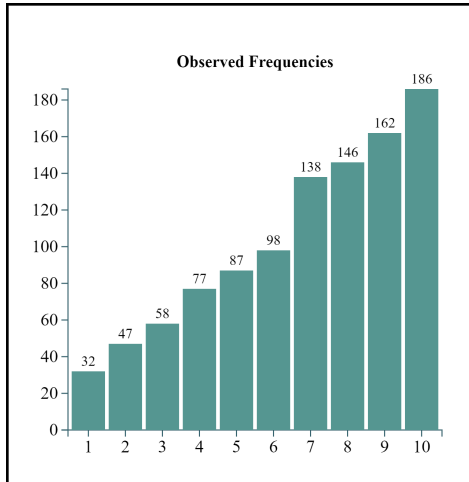
From what you know now do you support or oppose the Green New Deal?  
Strongly Support, Somewhat Support, Somewhat Oppose, Strongly Oppose, Unsure

**Included fields:** Environment\_Green\_New\_Deal\_Green\_New\_Deal\_Support,  
Environment\_Green\_New\_Deal\_Green\_New\_Deal\_Oppose

**Environment Green New Deal Green New Deal Support**

**Dependent Variable:** Respondents who said 'strongly support', 'somewhat support' vs. those who said 'strongly oppose', 'somewhat oppose' or 'unsure'

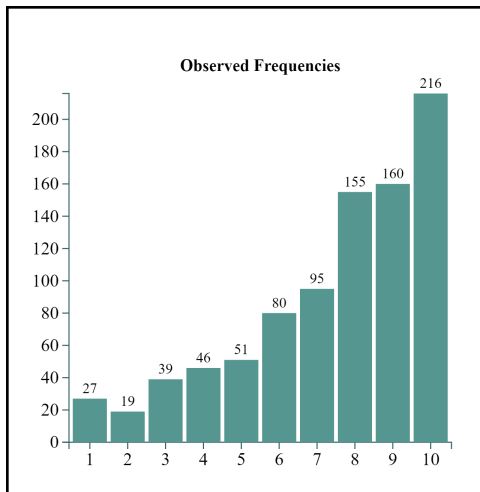
**Internal Haystaq Model Name:** green\_new\_deal\_support\_aw\_CT  
**Postive\_FLAG:** 25%



**Environment Green New Deal Green New Deal Oppose**

**Dependent Variable:** Respondents who said 'strongly oppose', 'somewhat oppose' vs. those who said 'strongly support', 'somewhat support', 'unsure'

**Internal Haystaq Model Name:** green\_new\_deal\_oppose\_aw2\_CT  
**Negative\_FLAG:** 25%



# Gun Control

**Source question:**

Do you believe that the laws covering the sale and ownership of guns should be made stronger, made weaker or kept as they are now?

Stronger, Weaker, Kept as they are

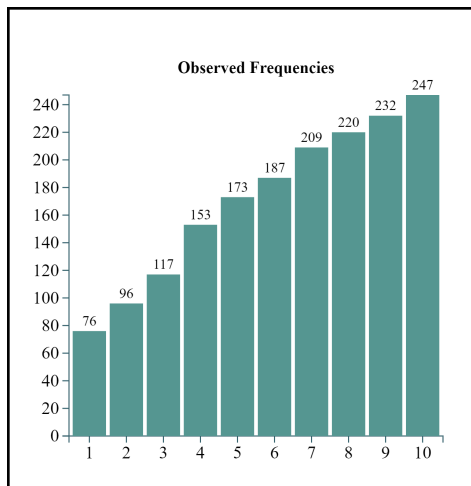
**Included fields:** gun\_control\_support, gun\_control\_oppose

## Gun\_Control\_Support

**Dependent Variable:** Respondents who said 'stronger' vs. those who said 'weaker', 'kept as they are'

**Internal Haystaq Model Name:** gun\_control\_more\_aw\_CT

Postive\_FLAG: 20%

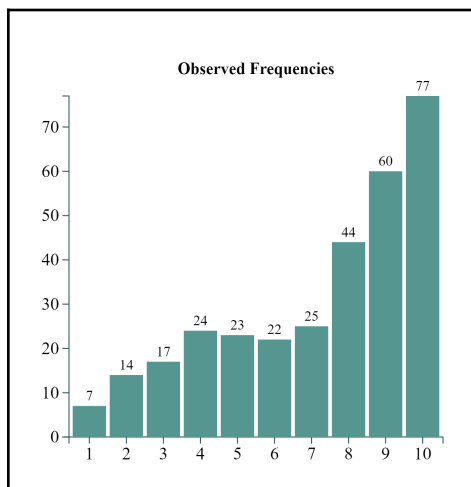


## Gun\_Control\_Oppose

**Dependent Variable:** Respondents who said 'stronger' vs. those who said 'weaker', 'kept as they are'

**Internal Haystaq Model Name:** gun\_control\_less\_aw\_CT

Negative\_FLAG: 20%



## ICE

### Source question:

What is your opinion of ICE, the federal immigration enforcement agency? That it has gone too far and should be abolished, that it needs to be reformed, or that ICE is doing its job well?

Abolished, Reformed, Good As It Is, Unsure

### Included fields:

Military\_International\_Borders\_Immigration\_And\_Customs\_Enforcement\_Ice\_Ice\_Oppose,

Military\_International\_Borders\_Immigration\_And\_Customs\_Enforcement\_Ice\_ice\_reform,

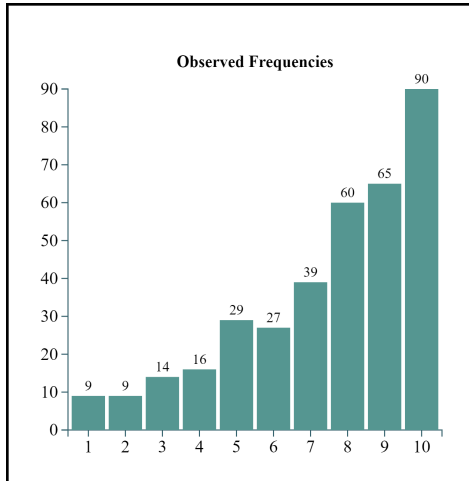
Military\_International\_Borders\_Immigration\_And\_Customs\_Enforcement\_Ice\_Ice\_Support

**Military\_International\_Borders\_Immigration\_And\_Customs\_Enforcement\_Ice\_Ice\_Oppose**

**Dependent Variable:** Respondents who said 'abolished' vs. those who said 'good as it is'

**Internal Haystaq Model Name:** ice\_oppose\_str\_2w\_CT

FLAG: 20%

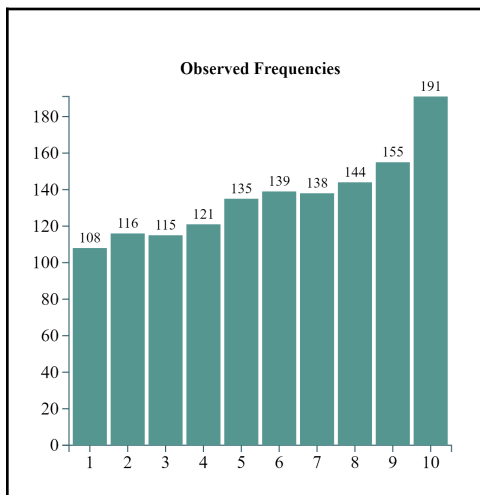


**Military\_International\_Borders\_Immigration\_And\_Customs\_Enforcement\_Ice\_Ice\_Reform**

**Dependent Variable:** Respondents who said 'reformed' vs. those who said 'abolished', 'good as it is', or 'unsure'

**Internal Haystaq Model Name:** ice\_reform\_aw\_CT

FLAG: 25%



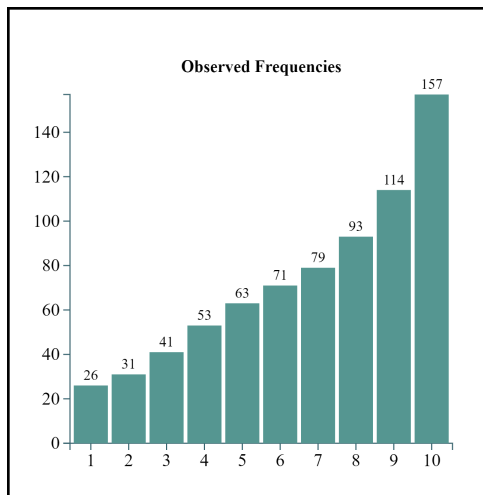


**Military International Borders Immigration And Customs Enforcement Ice Ice Support**

**Dependent Variable:** Respondents who said 'good as it is' vs. those who said 'abolished', 'reformed', or 'unsure'

**Internal Haystaq Model Name:** ice\_support\_aw\_LGB

FLAG: 15%



**Ideology - General**

**Source question:**

How would you describe your political ideology?

Very Liberal, Somewhat Liberal, Moderate, Somewhat Conservative, Very Conservative

**Included fields:**

Ideology\_Partisanship\_Ideology\_Liberal\_Vs\_Conservative\_Vs\_Moderate\_Ideology\_Liberal,

Ideology\_Partisanship\_Ideology\_Liberal\_Vs\_Conservative\_Vs\_Moderate\_Ideology\_Moderate,

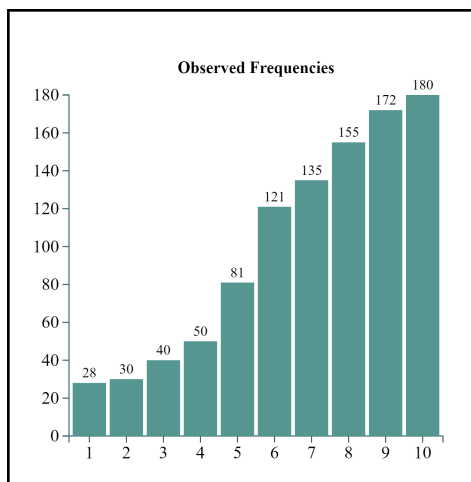
Ideology\_Partisanship\_Ideology\_Liberal\_Vs\_Conservative\_Vs\_Moderate\_Ideology\_Conservative

**Ideology\_Partisanship\_Ideology\_Liberal\_Vs\_Conservative\_Vs\_Moderate\_Ideology\_Liberal**

**Dependent Variable:** Respondents who said 'very liberal' or 'somewhat liberal' vs. those who said 'somewhat conservative' or 'very conservative'

**Internal Haystaq Model Name:** ideology\_liberal\_2w\_LGB

FLAG: 25%

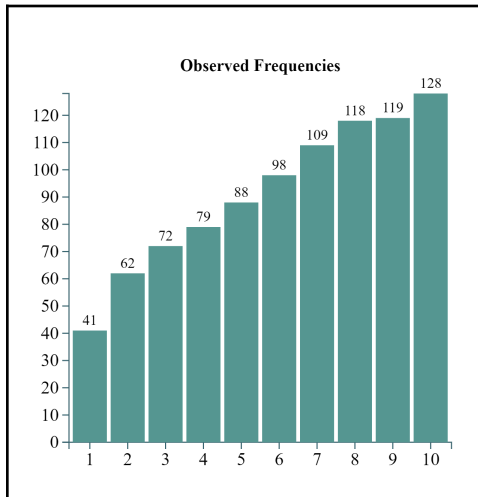


**Ideology\_Partisanship\_Ideology\_Liberal\_Vs\_Conservative\_Vs\_Moderate\_Ideology\_Moderate**

**Dependent Variable:** Respondents who said 'moderate' vs. those who said 'very conservative' or 'very liberal'

**Internal Haystaq Model Name:** ideology\_moderate\_aw2\_XG

FLAG: 20%



**Ideology\_Partisanship\_Ideology\_Liberal\_Vs\_Conservative\_Vs\_Moderate\_Ideology\_Conservative**

**Dependent Variable:** This DV is the inverse of the Ideology\_Liberal\_Vs\_Conservative\_Vs\_Moderate\_Ideology\_Liberal model above  
**Internal Haystaq Model Name:** inverse of deology\_liberal\_2w\_LGB  
 FLAG: 30%

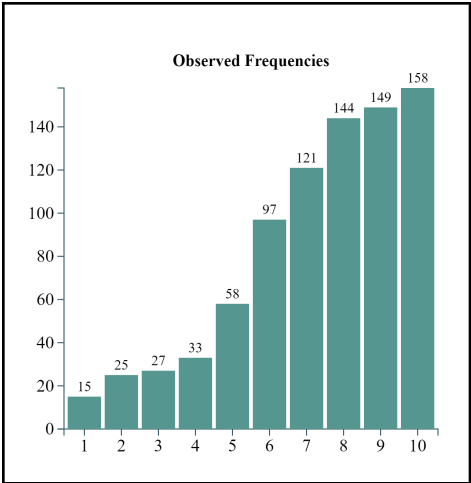
**Ideology - Fiscal**

**Source question:**  
 How would you describe your political views on fiscal and economic issues?  
 Very liberal, Somewhat liberal, Moderate, Somewhat conservative, Very conservative

**Included fields:** Ideology\_Partisanship\_Ideology\_Fiscal\_Ideology\_Fiscal\_Liberal, Ideology\_Partisanship\_Ideology\_Fiscal\_Ideology\_Fiscal\_Moderate, Ideology\_Partisanship\_Ideology\_Fiscal\_Ideology\_Fiscal\_Conserv

**Ideology\_Partisanship\_Ideology\_Fiscal\_Ideology\_Fiscal\_Liberal**

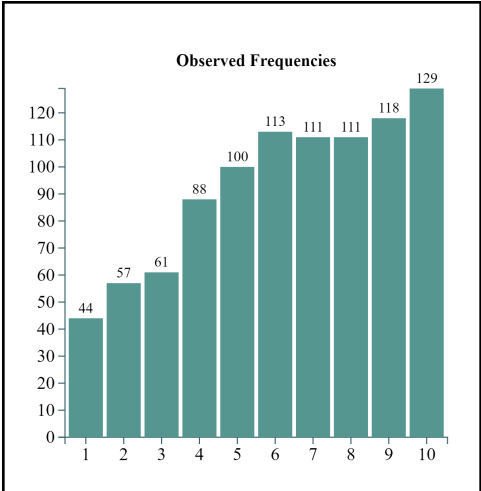
**Dependent Variable:** Respondents who said 'very liberal' or 'somewhat liberal' vs. those who said 'somewhat conservative' or 'very conservative'  
**Internal Haystaq Model Name:** ideology\_fiscal\_liberal\_2w\_ET  
 FLAG: 25%



**Ideology\_Partisanship\_Ideology\_Fiscal\_Ideology\_Fiscal\_Moderate**

**Dependent Variable:** Respondents who said 'moderate' vs. those who said 'very conservative' or 'very liberal'

**Internal Haystaq Model Name:** ideology\_fiscal\_moderate\_aw2\_CT  
FLAG: 20%



**Ideology\_Partisanship\_Ideology\_Fiscal\_Ideology\_Fiscal\_Conserv**

**Dependent Variable:** This DV is the inverse of the Ideology\_Partisanship\_Ideology\_Fiscal\_Ideology\_Fiscal\_Liberal  
**Internal Haystaq Model Name:** inverse of ideology\_fiscal\_liberal\_2w\_ET  
 FLAG: 25%

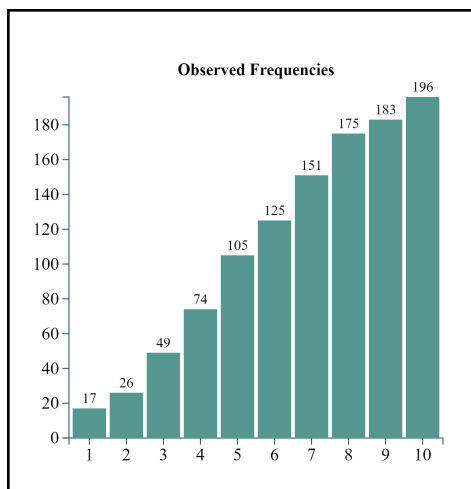
## Ideology - Social

**Source question:**  
 How would you describe your political views on social issues?  
 Very liberal, Somewhat liberal, Moderate, Somewhat conservative, Very conservative

**Included fields:** Ideology\_Partisanship\_Ideology\_Social\_Ideology\_Social\_Liberal, Ideology\_Partisanship\_Ideology\_Social\_Ideology\_Social\_Moderate, Ideology\_Partisanship\_Ideology\_Social\_Ideology\_Social\_Conservative

### Ideology\_Partisanship\_Ideology\_Social\_Ideology\_Social\_Liberal

**Dependent Variable:** Respondents who said 'very liberal' or 'somewhat liberal' vs. those who said 'somewhat conservative' or 'very conservative'  
**Internal Haystaq Model Name:** ideology\_social\_liberal\_2w\_XG  
 FLAG: 25%

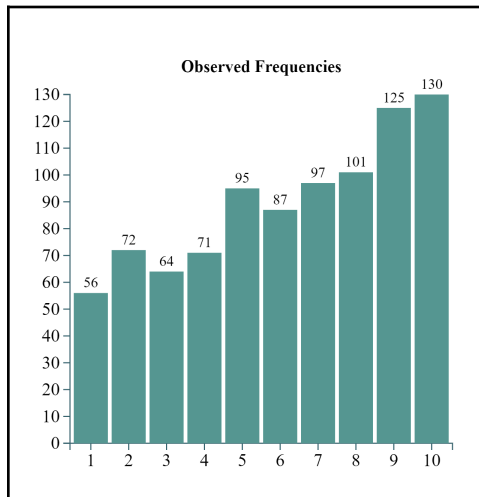


**Ideology\_Partisanship\_Ideology\_Social\_Ideology\_Social\_Moderate**

**Dependent Variable:** Respondents who said 'moderate' vs. those who said 'very conservative' or 'very liberal'

**Internal Haystaq Model Name:** ideology\_social\_moderate\_aw\_CT

FLAG: 20%



**Ideology\_Partisanship\_Ideology\_Social\_Ideology\_Social Conservative**

**Dependent Variable:** This DV is the inverse of the Socially Liberal Ideology model

**Internal Haystaq Model Name:** inverse of ideology\_social\_liberal\_2w\_XG

FLAG: 30%

**Income Inequality**

**Source question:**

How big a problem do you think income inequality is in the United States? Do you think income inequality is a big problem, somewhat of a problem, or not a problem at all?  
 Big Problem, Somewhat of a Problem, Not Much of a Problem, Not a Problem, Unsure

**Included fields:** Economy\_Income\_Inequality\_Income\_Inequality\_Serious,

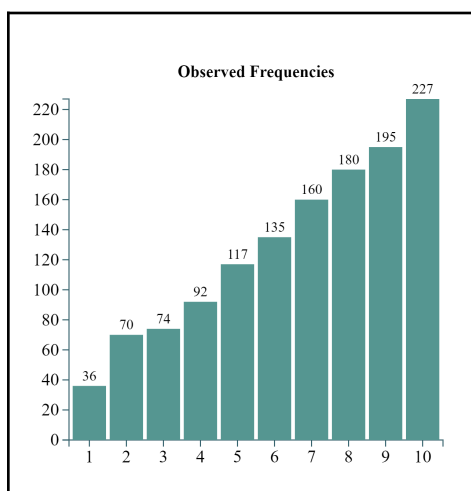
Economy\_Income\_Inequality\_Income\_Inequality\_No\_Issue

**Economy\_Income\_Inequality\_Income\_Inequality\_Serious**

**Dependent Variable:** Respondents who said 'big problem' vs. those who said 'somewhat of a problem','not much of a problem', 'not a problem','unsure'

**Internal Haystaq Model Name:** income\_inequality\_big\_problem\_aw2\_CT

FLAG: 25%

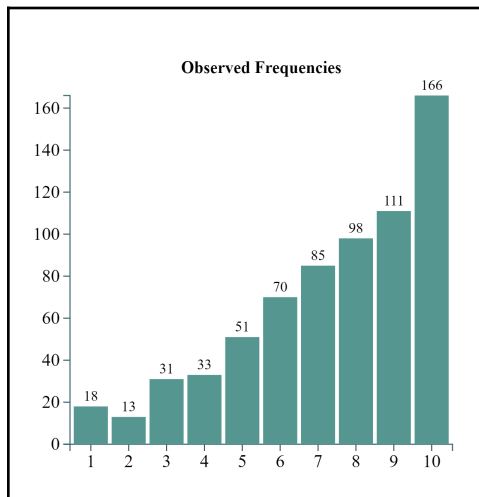


**Economy\_Income\_Inequality\_Income\_Inequality\_No\_Issue**

**Dependent Variable:** Respondents who said 'not much of a problem', 'not a problem' vs. those who said 'big problem','somewhat of a problem','unsure'

**Internal Haystaq Model Name:** income\_inequality\_small\_or\_no\_problem\_aw\_XG

FLAG: 25%



## Inflation Fault

### Source question:

What is most responsible for recent price increases and inflation? Is it the policies of the Biden Administration, actions by Corporate America, External Events like Covid-19 or is it recent increases to employee wages?

Biden Administration, Corporate America, External Events, Higher Wages, Unsure

**Included fields:** inflation\_fault\_biden, inflation\_fault\_corporate\_america, inflation\_fault\_external\_events, inflation\_fault\_higher\_wages

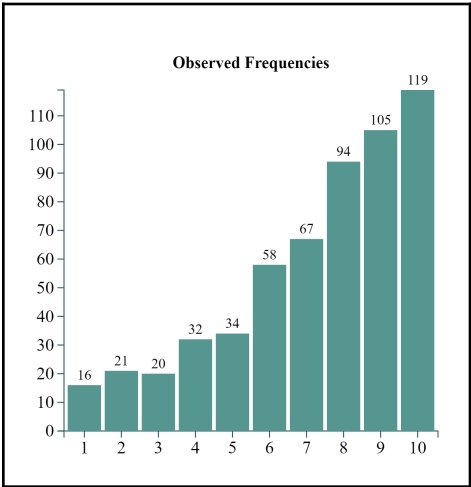
### Inflation\_Fault\_Biden

**Dependent Variable:** Respondents who said 'biden administration' vs. those who said 'corporate america', 'external events', 'higher wages', or 'unsure'

**Internal Haystaq Model Name:** inflation\_fault\_biden\_aw\_ET

FLAG: 20%



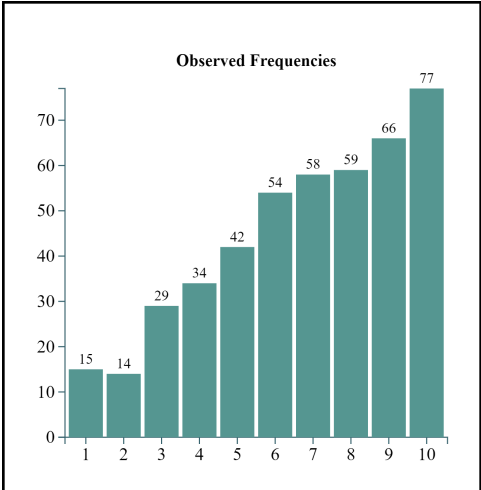


**Inflation Fault Corporate America**

**Dependent Variable:** Respondents who said 'corporate america' vs. those who said 'biden administration', 'external events', 'higher wages', or 'unsure'

**Internal Haystaq Model Name:** inflation\_fault\_corporate\_america\_aw\_LR

FLAG: 20%

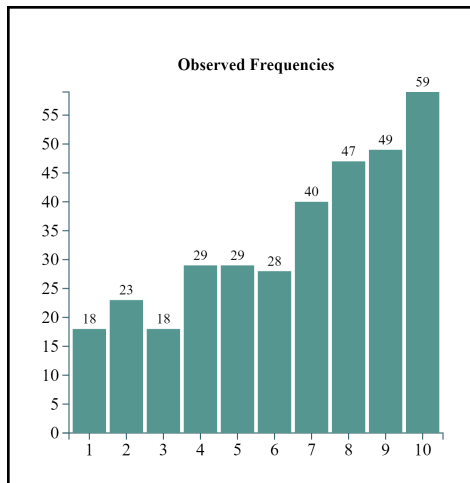


**Inflation Fault External Events**

**Dependent Variable:** Respondents who said 'external events' vs. those who said 'biden administration', 'corporate america', 'higher wages', or 'unsure'

**Internal Haystaq Model Name:** inflation\_fault\_external\_events\_aw\_ET

FLAG: 10%



## Infrastructure Spending

**Source question:**

Would you support increasing funding for infrastructure projects like bridges and roads even if it meant your taxes would be slightly higher, or do you think that enough money is already spent on infrastructure projects?

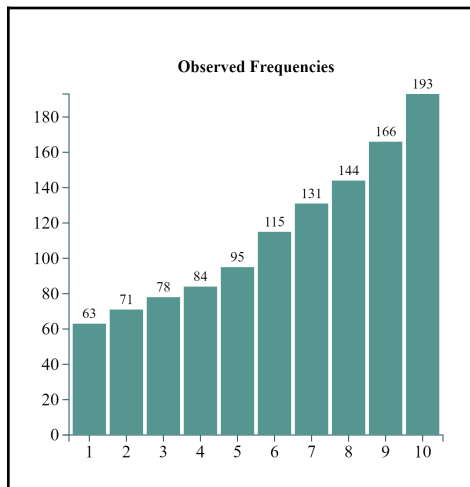
Increase Spending and Taxes, Enough Spent, Unsure

**Included fields:** Economy\_Infrastructure\_Funding\_Infrastruc\_Fund\_More, Economy\_Infrastructure\_Funding\_Infrastruc\_Enough\_Spent

**Economy\_Infrastructure\_Funding\_Infrastruc\_Fund\_More**

**Dependent Variable:** Respondents who said 'increase' vs. those who said 'enough spent'

**Internal Haystaq Model Name:** infrastructure\_funding\_increase\_2w\_XG  
 Postive\_FLAG: 20%



**Economy\_Infrastructure\_Funding\_Infrastruc\_Enough\_Spent**

**Dependent Variable:** This DV is the inverse of the support infrastructure spending score above

**Internal Haystaq Model Name:** inverse of infrastructure\_funding\_increase\_2w\_XG  
 Negative\_FLAG: 20%

January Sixth

**Source question:**

On January 6th attendees of Donald Trump’s “Stop the Steal” rally stormed the US Capitol Building. How do you view the attendees involved in this event: That the conduct was criminal or treasonous and should be prosecuted, That people took it too far, but that we should focus on unifying the country, That you support their actions or Do you believe that the actions shown on TV were not committed by real Trump supporters?

Prosecutions Justified , They Took it Too Far, but Focus on Unity, Support Attendees, Not Real Trump Supporters, Unsure

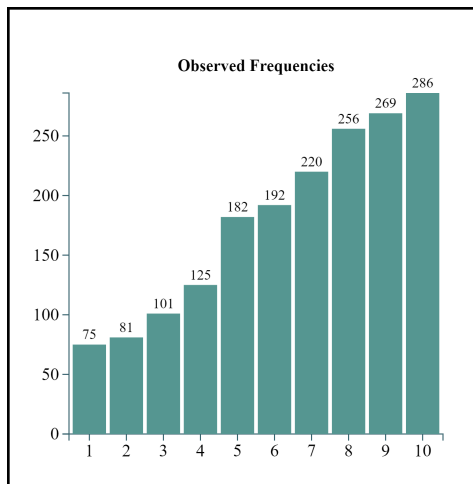
**Included fields:** jan\_6th\_prosecute, jan\_6th\_unity, jan\_6th\_non\_issue

**Jan 6th Prosecute**

**Dependent Variable:** Respondents who said 'criminal' vs. those who said 'support attendees' or 'not real supporters'

**Internal Haystaq Model Name:** jan\_6th\_criminal\_aw\_CT

Postive\_FLAG: 20%

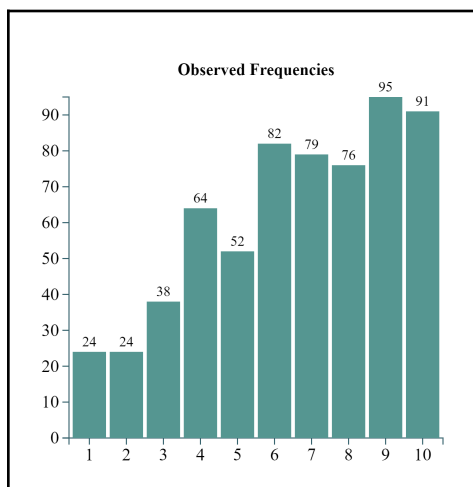


**Jan 6th Unity**

**Dependent Variable:** Respondents who said 'unity' vs. those who said 'support attendees' or 'not real supporters' , 'unsure', 'prosecution justified'

**Internal Haystaq Model Name:** jan\_6th\_unity\_aw\_CT

Postive\_FLAG: 15%

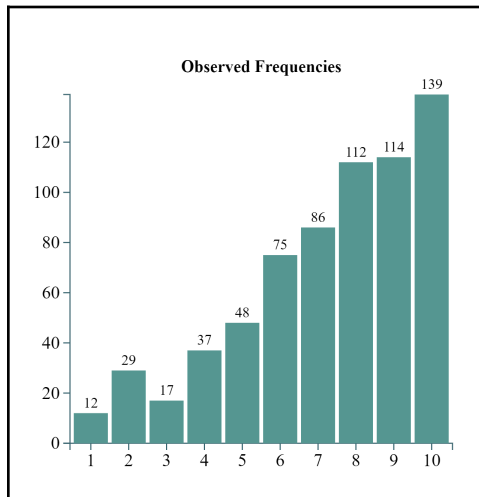


**Jan\_6th\_Non\_Issue**

**Dependent Variable:** Respondents who said 'not real supporters','Support Attendees' vs. those who said 'criminal', 'unity', or 'unsure'

**Internal Haystaq Model Name:** jan\_6th\_support\_or\_not\_real\_aw2\_XG

Negative\_FLAG: 25%



**Job Seeker**

**Source question:**

Are you likely to look for a new job in the next six months?

I am Retired or Do Not Work, Likely or Unlikely

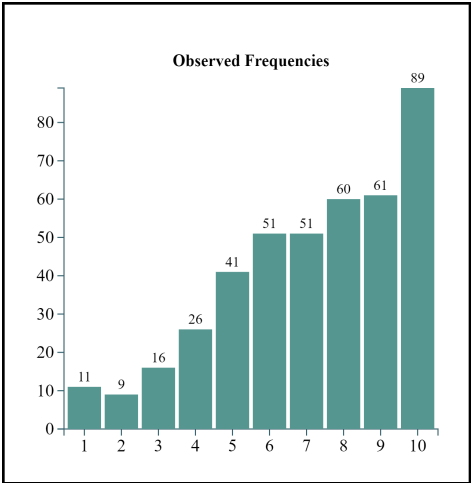
**Included fields:** Job\_Seeker\_Likely, Job\_Seeker\_Unlikely, Job\_Seeker\_Does\_Not\_Work

**Job Seeker Likely**

**Dependent Variable:** Respondents who answered 'Likely' vs those who answered 'I am Retired or Do Not Work', 'Unlikely'

**Internal Haystaq Model Name:** job\_seeker\_likely\_aw\_CT

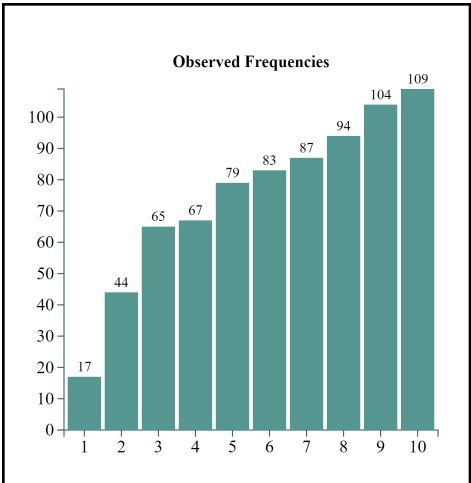
Postive\_FLAG: 10%



**Job Seeker Unlikely**

**Dependent Variable:** Respondents who answered 'Unlikely' vs those who answered 'I am Retired or Do Not Work', 'Likely'

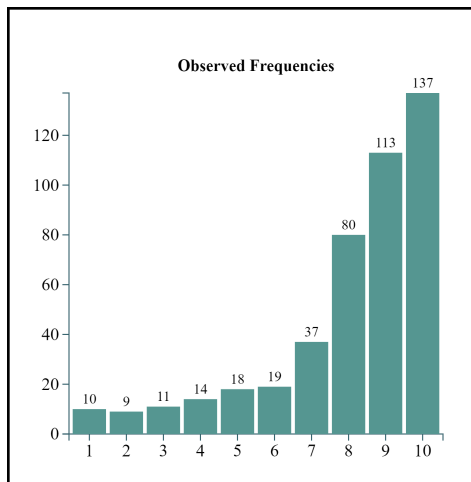
**Internal Haystaq Model Name:** job\_seeker\_no\_aw\_XG  
Negative\_FLAG: 20%



**Job Seeker Does Not Work**

**Dependent Variable:** Respondents who answered 'I am Retired or Do Not Work' vs those who answered 'Unlikely', 'Likely'

**Internal Haystaq Model Name:** job\_seeker\_does\_not\_work\_aw\_CT  
 Negative\_FLAG: 10%



## Jobs Guarantee

**Source question:**

Do you support or oppose the idea of a Federal Jobs Guarantee, which would create a publically funded job for any American who wants one.

Support A Jobs Guarantee, Oppose A Jobs Guarantee, Unsure

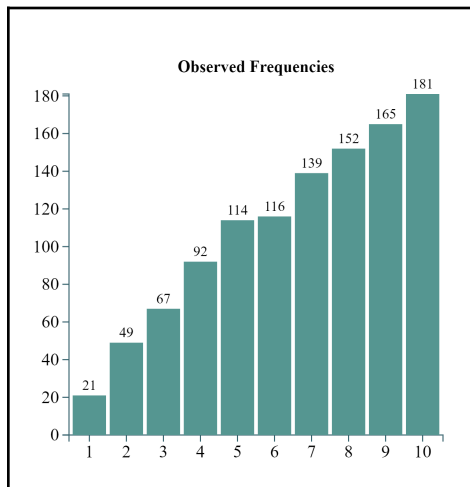
**Included fields:** Economy\_Jobs\_Guarantee\_Jobs\_Guarantee\_Support,  
 Economy\_Jobs\_Guarantee\_Jobs\_Guarantee\_Oppose

**Economy\_Jobs\_Guarantee\_Jobs\_Guarantee\_Support**

**Dependent Variable:** Respondents who said 'support' vs. those who said 'oppose'

**Internal Haystaq Model Name:** jobs\_guarantee\_support\_2w\_CT

Postive\_FLAG: 10%



**Economy\_Jobs\_Guarantee\_Jobs\_Guarantee\_Oppose**

**Dependent Variable:** This DV is the inverse of the Jobs Guarantee support score above

**Internal Haystaq Model Name:** inverse of jobs\_guarantee\_support\_2w\_CT  
 Negative\_FLAG: 20%

**Covid Lab Leak**

**Source question:**

Do you believe that the Covid-19 crisis was most likely caused by a lab leak from the Wuhan Lab in China or do you believe that the virus was likely transmitted from bats or other animals to humans?

Lab Leak, Animals, No Opinion

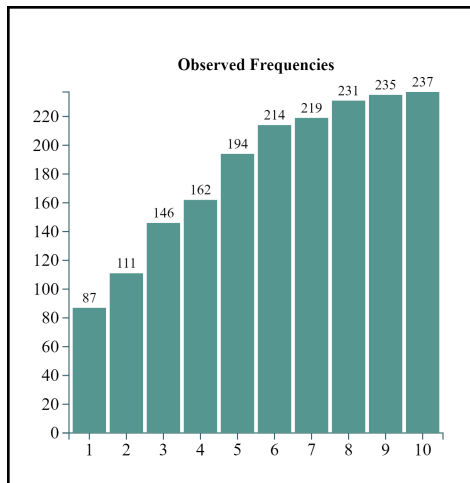
**Included fields:** covid\_lab\_leak\_true, covid\_lab\_leak\_not\_true

**Covid\_Lab\_Leak\_True**

**Dependent Variable:** Respondents who said 'lab leak' vs. those who said 'animals'

**Internal Haystaq Model Name:** covid\_lab\_leak\_true\_2w\_xg  
 Postive\_FLAG: 30%





### **Covid\_Lab\_Leak\_Not\_True**

**Dependent Variable:** This DV is the inverse of the Covid Lab Leak True score above

**Internal Haystaq Model Name:** inverse of covid\_lab\_leak\_true\_2w\_xg

Negative\_FLAG: 30%

## Mail Readership

### **Source question:**

How much of your mail do you read? Do you read everything you receive, do you read most things but skip obvious junk mail, do you only read personal correspondence and bills or do you not read most of your mail?

Everything, Most except Junk, Only Letter and Bills, Do Not Read

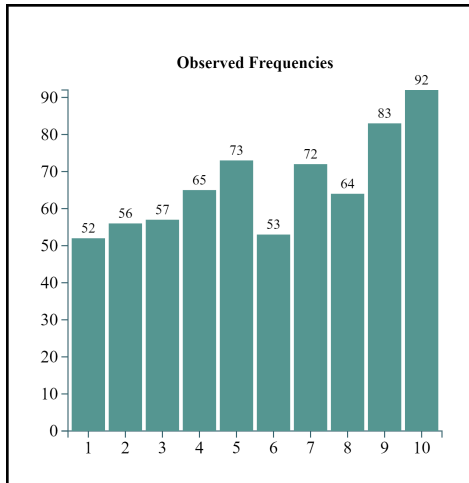
**Included fields:** mail\_readership\_everything, mail\_readership\_just\_important, mail\_readership\_do\_not\_read

### **Mail\_Readership\_Everything**

**Dependent Variable:** Respondents who said 'everything' vs. those who said 'not junk', 'letters and bills', or 'do not read'

**Internal Haystaq Model Name:** mail\_readership\_everything\_et

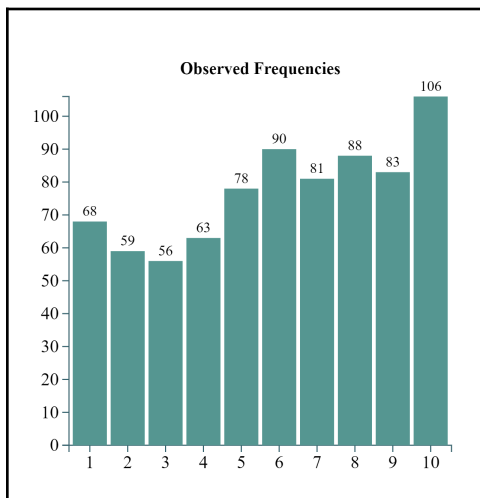
Postive\_FLAG: 30%



**Mail Readership Do Not Read**

**Dependent Variable:** Respondents who said 'do not read', 'only letters and bills' vs. those who said 'everything' or 'not junk'

**Internal Haystaq Model Name:** mail\_readership\_low\_lr  
 Negative\_FLAG: 30%



# Marijuana Legalization

**Source question:**

Thinking about marijuana laws in the US, do you support the full legalization of marijuana; or, do you support laws permitting the use of medical marijuana; or, do you oppose any laws permitting the use of marijuana?

Full legalization of marijuana, Medical marijuana, but not full, Oppose marijuana

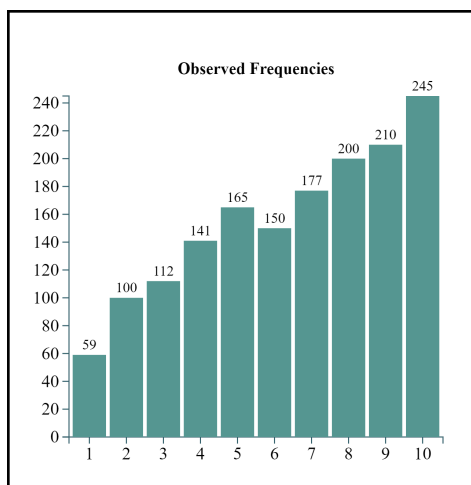
**Included fields:** Role\_Of\_Government\_Marijuana\_Marijuana\_Legal\_Support, Role\_Of\_Government\_Marijuana\_Marijuana\_Medical\_Only, Role\_Of\_Government\_Marijuana\_Marijuana\_Legal\_Oppose

## Role\_Of\_Government\_Marijuana\_Marijuana\_Legal\_Support

**Dependent Variable:** Respondents who said 'full legalization of marijuana' vs. those who said 'oppose marijuana' or 'medical marijuana'

**Internal Haystaq Model Name:** marijuana\_legal\_aw\_ct

Postive\_FLAG: 20%

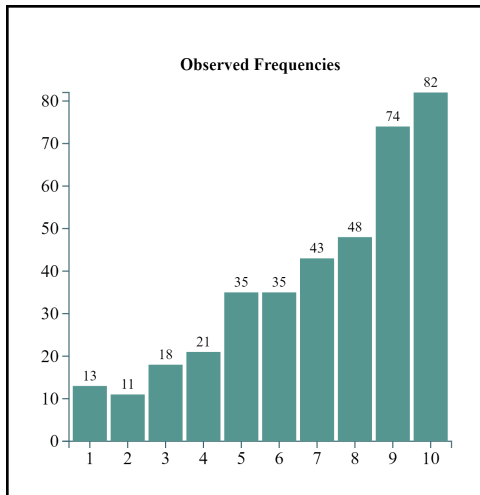


**Role Of Government Marijuana Marijuana Legal Oppose**

**Dependent Variable:** Respondents who said 'oppose marijuana' vs. those who said 'medical marijuana' or 'full legalization of marijuana'

**Internal Haystaq Model Name:** marijuana\_illegal\_aw\_CT

Negative\_FLAG: 10%

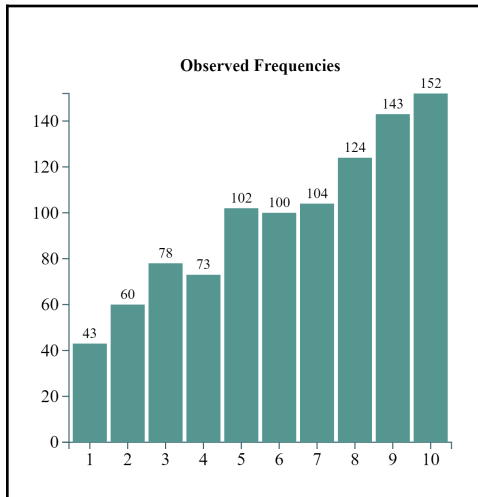


**Role Of Government Marijuana Marijuana Medical Only**

**Dependent Variable:** Respondents who said 'medical marijuana' vs. those who said 'full legalization of marijuana', 'oppose marijuana'

**Internal Haystaq Model Name:** marijuana\_medical\_aw\_CT

Negative\_FLAG: 20%



## Medicaid Expansion

**Source question:**

Some states have expanded Medicaid coverage to low-income residents while other states have not. Those in favor contend that federal funding, which comes from taxpayers in all 50 states, covers the majority of expenses for a program giving healthcare access to many who would otherwise be uninsured. Those opposed argue that the program could lead to unexpected costs for the state. Are you in favor of Medicaid Expansion in your own state?

For Expansion, Against Expansion, Unsure

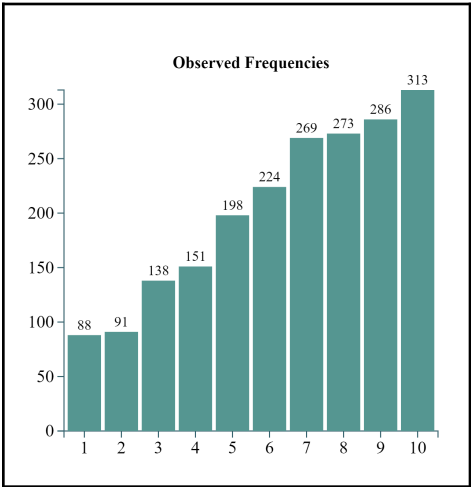
**Included fields:** medicaid\_expansion\_support, medicaid\_expansion\_oppose

### Medicaid Expansion Support

**Dependent Variable:** Respondents who said 'for expansion' vs. those who said 'against', 'unsure'

**Internal Haystaq Model Name:** medicaid\_expansion\_support\_aw\_GB

Postive\_FLAG: 20%

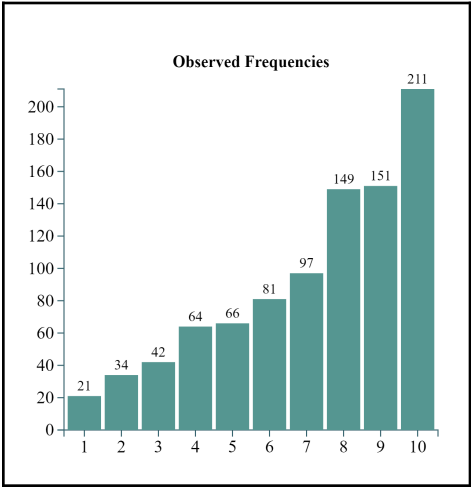


**Medicaid\_Expansion\_Oppose**

**Dependent Variable:** Respondents who said 'against' vs. those who said, 'unsure', 'for expansion'

**Internal Haystaq Model Name:** medicaid\_expansion\_oppose\_aw\_ET

Negative\_FLAG: 20%



# Medicare For All

**Source question:**

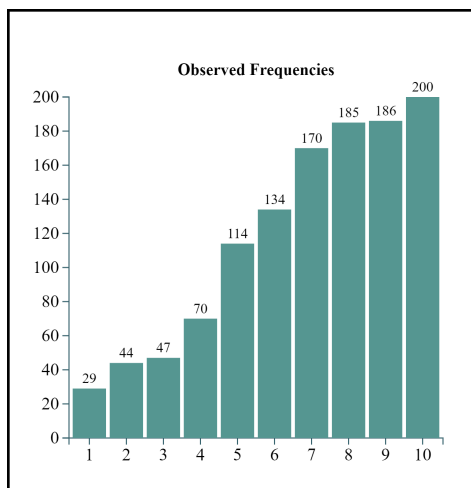
Do you favor or oppose having a national health plan where everyone would be covered by a form of Medicare-for-all? Strongly Favor, Somewhat Favor, Somewhat Oppose, Strongly Oppose, Unsure

**Included fields:** Healthcare\_Medicare\_For\_All\_Medicare\_For\_All\_Support  
Healthcare\_Medicare\_For\_All\_Medicare\_For\_All\_Oppose

**Healthcare\_Medicare\_For\_All\_Medicare\_For\_All\_Support**

**Dependent Variable:** Respondents who said 'strongly favor' vs. those who said 'strongly oppose', 'somewhat oppose', 'unsure'

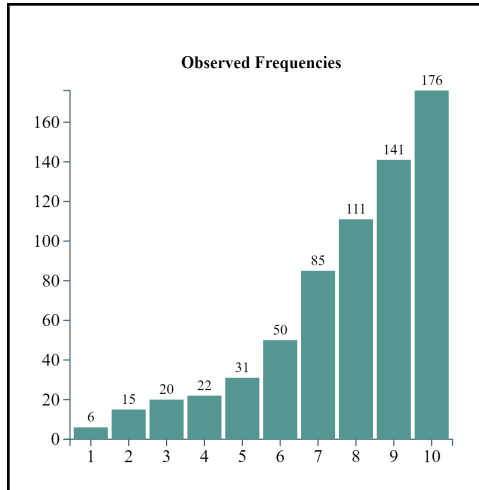
**Internal Haystaq Model Name:** medicare\_for\_all\_support\_aw3\_CT  
Postive\_FLAG: 30%



**Healthcare\_Medicare\_For\_All\_Medicare\_For\_All\_Oppose**

**Dependent Variable:** Respondents who said 'strongly oppose' vs. those who said 'strongly favor', 'somewhat favor', 'unsure'

**Internal Haystaq Model Name:** medicare\_for\_all\_oppose\_aw\_CT  
 Negative\_FLAG: 20%



## Mexican Wall

**Source question:**

Do you support building a wall between the US and Mexico? Strongly Support Wall, Somewhat Support, Neutral or Unsure, Somewhat Oppose, Strongly Oppose

**Included fields:**

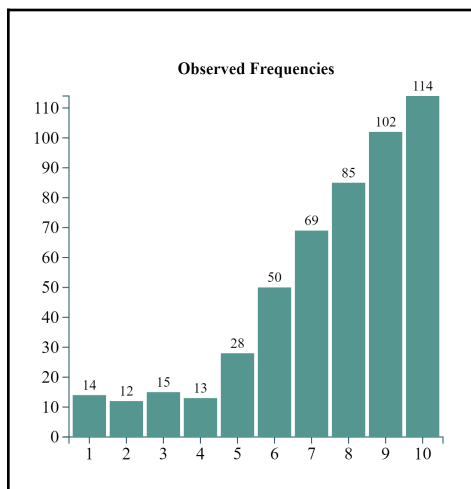
Military\_International\_Borders\_Mexican\_Border\_Wall\_Mexican\_Wall\_Support  
 Military\_International\_Borders\_Mexican\_Border\_Wall\_Mexican\_Wall\_Oppose

**Military\_International\_Borders\_Mexican\_Border\_Wall\_Mexican\_Wall\_Support**

**Dependent Variable:** Respondents who said 'strongly support' vs. those who said 'strongly oppose'

**Internal Haystaq Model Name:** mex\_wall\_support\_str\_2w\_CT  
 Postive\_FLAG: 20%



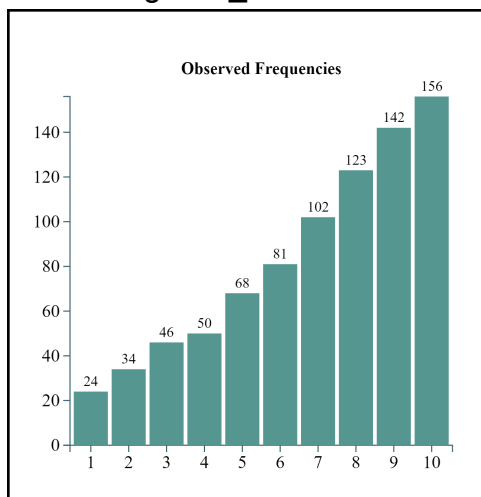


**Military International Borders Mexican Border Wall Mexican Wall**  
**Oppose**

**Dependent Variable:** Respondents who said 'strongly oppose' vs. those who said 'neutral or unsure', 'strongly support', 'somewhat support'

**Internal Haystaq Model Name:** mex\_wall\_oppose\_str\_aw\_XG

Negative\_FLAG: 20%



**Military Family Relationship**

**Source question:**

Have you or any immediate family members served in the US Military? .

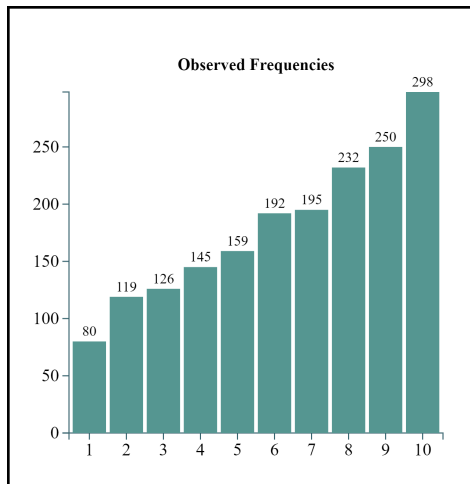
Self, Immediate Family (spouse, sibling, children or parent), None

**Included fields:** military\_family\_relationship\_yes  
military\_family\_relationship\_no

**Military\_Family\_Relationship\_Yes**

**Dependent Variable:** Respondents who said 'self', 'immediate family' vs. those who said 'none'

**Internal Haystaq Model Name:** military\_relationship\_yes\_2w\_XG  
Postive\_FLAG: 10%



**Military\_Family\_Relationship\_No**

**Dependent Variable:** This DV is the inverse of the Yes- military family relationship score above

**Internal Haystaq Model Name:** inverse of military\_relationship\_yes\_2w\_XG  
Negative\_FLAG: 20%

**Minority Candidates**

**Source question:**

Thinking of candidates for political office, with all other factors being equal, do you prefer to support a non-white candidate over an equally-qualified white candidate?

Favor Minority Candidate, Do Not Favor Minority Candidate, Do Not Consider Race

**Included fields:**

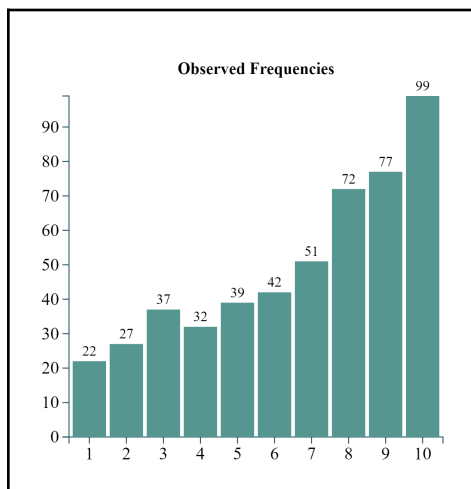
Candidates\_And\_Officials\_Minority\_Candidates\_Candidate\_Minority\_Prefer,  
 Candidates\_And\_Officials\_Minority\_Candidates\_Candidate\_Minority\_Do\_NOT\_Prefer,

**Candidates\_And\_Officials\_Minority\_Candidates\_Candidate\_Minority\_Prefer**

**Dependent Variable:** Respondents who said 'prefer' vs. those who said 'do not favor', 'Do Not Consider Race'

**Internal Haystaq Model Name:** minority\_candidates\_prefer\_aw\_CT

FLAG: 10%

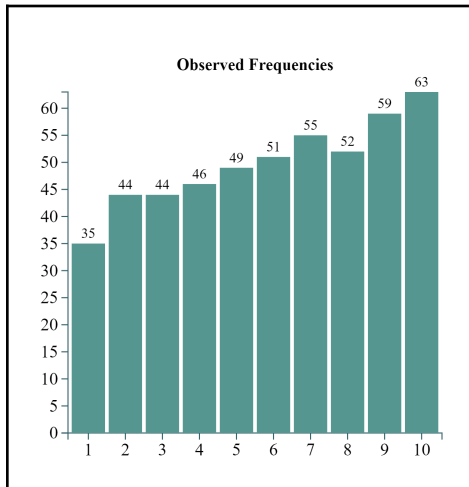


**Candidates\_And\_Officials\_Minority\_Candidates\_Candidate\_Minority\_Do\_NOT\_Prefer**

**Dependent Variable:** Respondents who said 'prefer' vs. those who said 'do not favor' inverted

**Internal Haystaq Model Name:** inverse of minority\_candidates\_prefer\_2w\_GB

FLAG: 10%



## Movie Theaters

**Source question:**

How often do you anticipate seeing movies in the theater this year? Will you go weekly, monthly, a few times a year, once a year, or less than once a year or never? Once a Week, Once a Month, Few Times a Year, Once a Year, Less than Once a Year

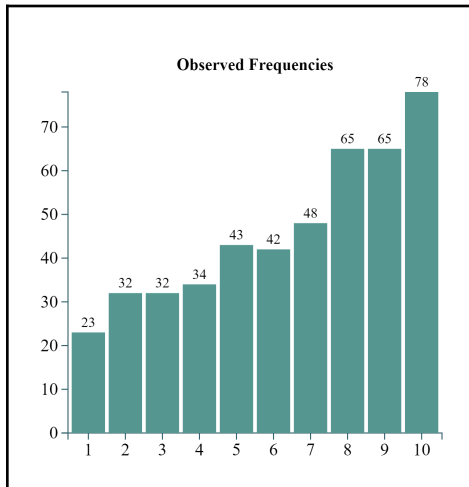
**Included fields:** Consumer\_Focus\_Movie\_Theater\_Attend\_Movietheater\_Goer  
 Consumer\_Focus\_Movie\_Theater\_Attend\_Movietheater\_Avoider

**Consumer Focus Movie Theater Attend Movietheater Goer**

**Dependent Variable:** Respondents who said 'weekly', 'once a month' vs. those who said 'few times a year', 'once a year', 'less than once a year'

**Internal Haystaq Model Name:** movie\_theaters\_frequently\_CT

Postive\_FLAG: 10%

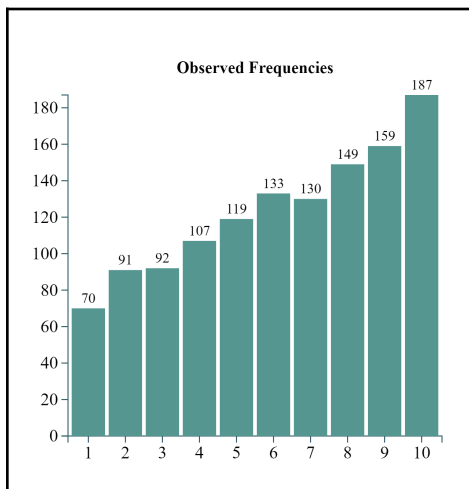


**Consumer\_Focus\_Movie\_Theater\_Attend\_Movietheater\_Avoider**

**Dependent Variable:** Respondents who said 'less than once a year' vs. those who said 'weekly', 'once a month', 'few times a year'

**Internal Haystaq Model Name:** movie\_theaters\_no\_GB

Negative\_FLAG: 10%



## Affordable Care Act/Obamacare

**Source question:**

Which comes closest to your opinion on the Affordable Care Act or Obamacare: that it is beneficial but doesn't go far enough, that it is about right, or that it goes too far and should be repealed or reformed?

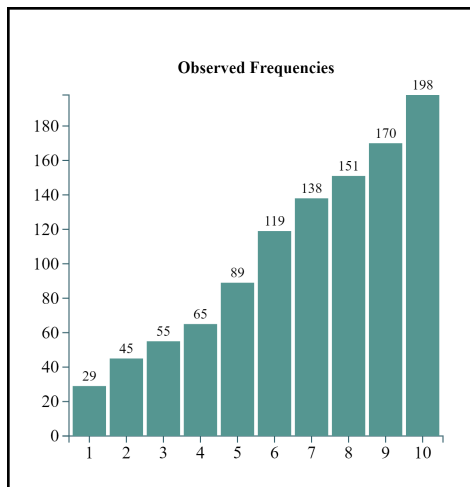
Not far enough, Good as is, Repeal, Unsure

**Included fields:** Healthcare\_Affordable\_Care\_Act\_Obamacare\_Aca\_Expand  
 Healthcare\_Affordable\_Care\_Act\_Obamacare\_Aca\_Oppose,  
 Healthcare\_Affordable\_Care\_Act\_Obamacare\_Aca\_Protect

### Healthcare\_Affordable\_Care\_Act\_Obamacare\_ACA\_Expand

**Dependent Variable:** Respondents who said 'not far enough' vs. those who said 'repeal','unsure'

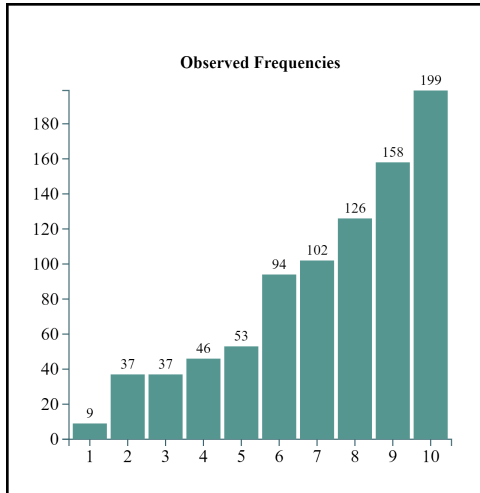
**Internal Haystaq Model Name:** obamacare\_not\_enough2\_CT  
 Postive\_FLAG: 20%



### Healthcare\_Affordable\_Care\_Act\_Obamacare\_ACA\_Oppose

**Dependent Variable:** Respondents who said 'repeal' vs. those who said 'not far enough','good as is','unsure'

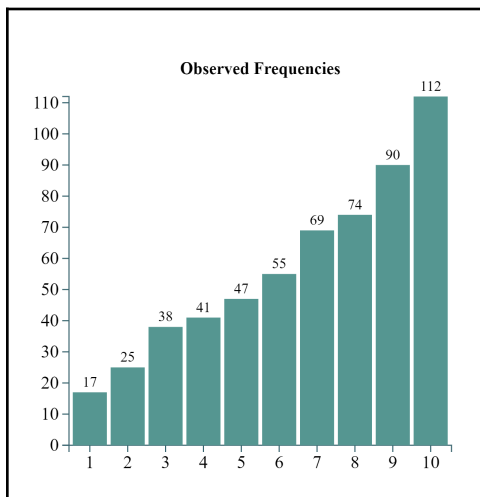
**Internal Haystaq Model Name:** obamacare\_get\_rid\_of\_CT  
**Negative\_FLAG:** 20%



**Healthcare\_Affordable\_Care\_Act\_Obamacare\_ACA\_Protect**

**Dependent Variable:** Respondents who said 'good as is' vs. those who said 'repeal','unsure'

**Internal Haystaq Model Name:** obamacare\_good\_as\_is\_2w\_GB  
**Negative\_FLAG:** 20%



# Online Gaming

**Source question:**

Do you believe that internet gaming like online poker, daily fantasy, and internet sports betting should be legal and regulated? Fully Legalized, Some Restrictions Eased, Neutral or Unsure, Remain Largely Illegal, Remain Illegal and More Enforcement

**Included fields:**

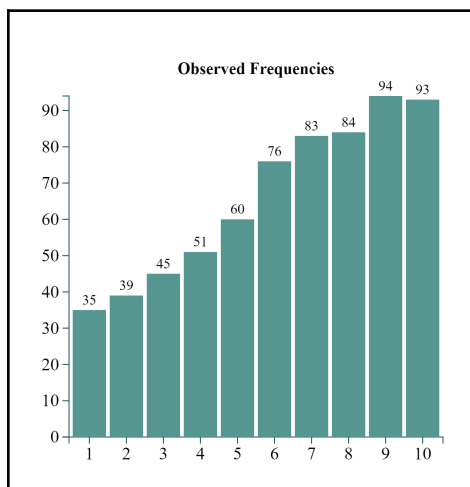
Role\_Of\_Government\_Online\_Gambling\_Online\_Gambling\_More\_Legal  
 Role\_Of\_Government\_Online\_Gambling\_Online\_Gambling\_Less\_Legal

**Role Of Government Online Gambling Online Gambling More Legal**

**Dependent Variable:** Respondents who said 'fully legalized' vs. those who said 'remain largely illegal','remain illegal and more enforcement'

**Internal Haystaq Model Name:** online\_gaming\_fully\_legal\_2w\_XG

FLAG: 25%



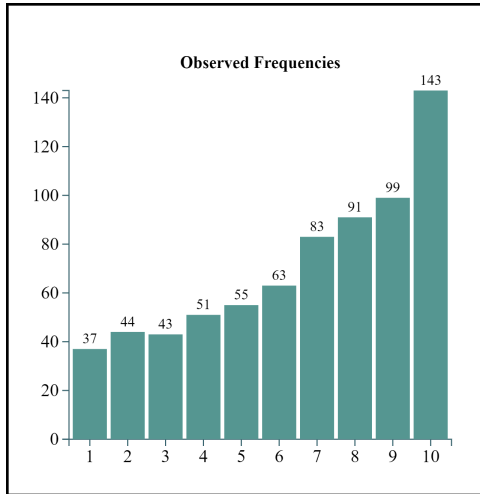


**Role Of Government Online Gambling Online Gambling**  
**Less Legal**

**Dependent Variable:** Respondents who said 'remain largely illegal','more enforcement' vs. those who said 'fully legalized','some restrictions eased','unsure'

**Internal Haystaq Model Name:** online\_gaming\_remain\_illegal\_ct

FLAG: 25%



# Opioid Crisis Response

**Source question:**

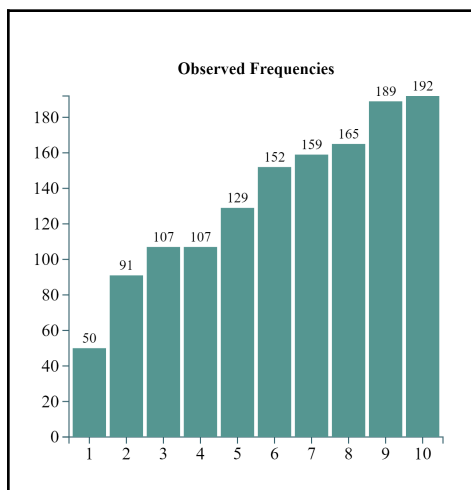
What do you think the best strategy is for dealing with the opioid crisis, tougher enforcement of our laws for drug dealers and users or increased treatment programs?  
Tougher, Treatment, Unsure

**Included fields:** Healthcare\_Opioid\_Opioid\_Crisis\_Treat, Healthcare\_Opioid\_Opioid\_Crisis\_Enforce

**Healthcare\_Opioid\_Opioid\_Crisis\_Treat**

**Dependent Variable:** Respondents who said 'treatment' vs. those who said 'tougher','unsure'

**Internal Haystaq Model Name:** opioid\_treat\_aw\_ct  
FLAG: 25%

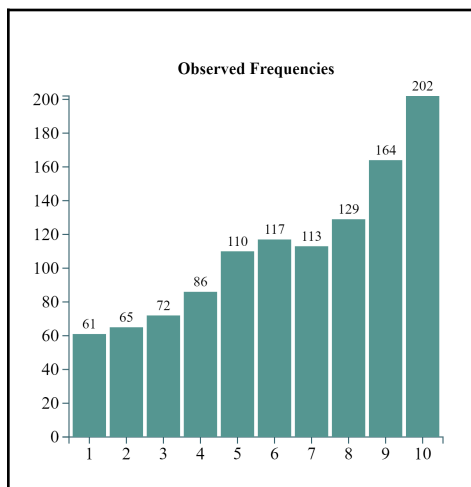


**Healthcare\_Opioid\_Opioid\_Crisis\_Enforce**

**Dependent Variable:** Respondents who said 'tougher' vs. those who said 'treatment','unsure'

**Internal Haystaq Model Name:** opioid\_criminalize\_aw\_CT

FLAG: 15%  
oil



## Gas or Oil Pipelines

**Source question:**

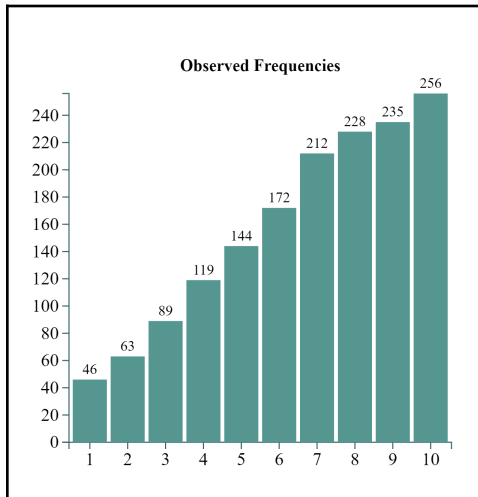
Are you likely to support or oppose new fossil fuel infrastructure, including fracking wells and oil and natural gas pipelines? Support Oil/Gas Infrastructure, Oppose Oil/Gas Infrastructure, Unsure

**Included fields:** Environment\_Pipeline\_Fracking\_Pipeline\_Fracking\_Oppose  
Environment\_Pipeline\_Fracking\_Pipeline\_Fracking\_Support

**Environment\_Pipeline\_Fracking\_Pipeline\_Fracking\_Support**

**Dependent Variable:** Respondents who said 'support new infrastructure' vs. those who said 'oppose new infrastructure'

**Internal Haystaq Model Name:** pipeline\_fracking\_support\_infrastructure\_2w\_ct  
FLAG: 25%



**Environment Pipeline Fracking Pipeline Fracking Oppose**

**Dependent Variable:** This DV is the inverse of the support fossil fuel infrastructure score

**Internal Haystaq Model Name:** inverse of pipeline\_fracking\_support\_infrastructure\_2w\_ct

FLAG: 25%

**Primary Election Choice**

**Source question:**

When you vote in primaries do you typically vote in the Democratic ones or the Republican ones? Democratic, Republican, Don't Vote in Primaries, Unsure

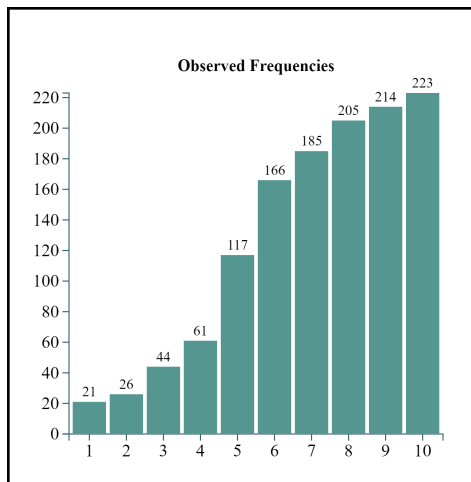
**Included fields:**

Ideology\_Partisanship\_Partisanship\_Primary\_Election\_Choice\_Dem\_Dem\_Prim\_Voter  
 Ideology\_Partisanship\_Partisanship\_Primary\_Election\_Choice\_GOP\_GOP\_Prim\_Voter

**Ideology\_Partisanship\_Partisanship\_Primary\_Election\_Choice\_Dem\_Dem\_Prim\_Voter**

**Dependent Variable:** Respondents who said 'democratic' vs. those who said 'republican'

**Internal Haystaq Model Name:** primary\_dem\_2w\_et  
**FLAG:** 30%



**Ideology\_Partisanship\_Partisanship\_Primary\_Election\_Choice\_GOP\_GOP\_Prim\_Voter**

**Dependent Variable:** This DV is the inverse of the primary dem voter score above  
**Internal Haystaq Model Name:** inverse of primary\_dem\_2w\_et  
**FLAG:** 30%

**Public Transit Funding**

**Source question:**

Would you support expanded funding for public transportation such as buses, subways and commuter rail in your state or community even if it meant your taxes could go up?  
 Support Higher Funding, Oppose Higher Funding, Unsure

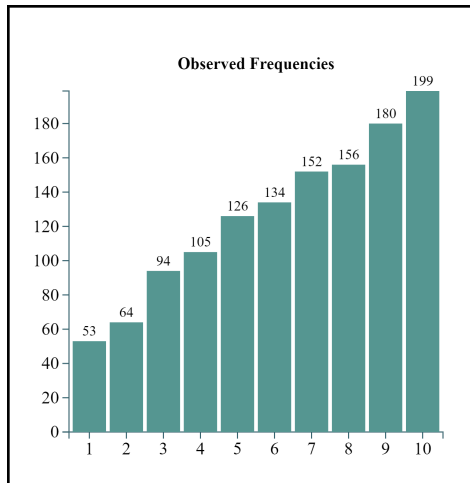
**Included fields:** Role\_Of\_Government\_Public\_Transit\_Public\_Transit\_Support  
 Role\_Of\_Government\_Public\_Transit\_Public\_Transit\_Oppose

**Role\_Of\_Government\_Public\_Transit\_Public\_Transit\_Support**

**Dependent Variable:** Respondents who said 'support funding' vs. those who said 'oppose funding'

**Internal Haystaq Model Name:** public\_transit\_support\_funding\_2w\_xg

Postive\_FLAG: 25%



**Role Of Government Public Transit Public Transit Oppose**

**Dependent Variable:** This DV is the inverse of the support transit funding score above

**Internal Haystaq Model Name:** inverse of public\_transit\_support\_funding\_2w\_xg

Negative\_FLAG: 10%

**Qanon**

**Source question:**

Do you believe that the Trump Administration was fighting an organized “deep state” group within the federal government and that this “deep state” organization used the federal government to run child trafficking rings?

Definitely Yes, Likely, Unlikely, Definitely No

**Included fields:** Political\_Activism\_And\_Strife\_Qanon\_Qanon\_Believer

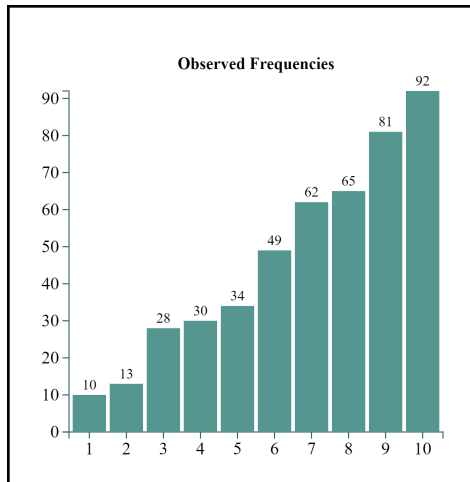
Political\_Activism\_And\_Strife\_Qanon\_Qanon\_Nonbeliever

**Political Activism And Strife Qanon Qanon Believer**

**Dependent Variable:** Respondents who said 'definitely yes' vs. those who said 'definitely no'

**Internal Haystaq Model Name:** qanon\_str\_belief\_2w\_ct

FLAG: 15%



**Political Activism And Strife Qanon Qanon Nonbeliever**

**Dependent Variable:** This DV is the inverse of the QAnon believer score above

**Internal Haystaq Model Name:** inverse of qanon\_str\_belief\_2w\_ct

FLAG: 30%

**Rank Choice Voting**

**Source question:**

Do you support electoral systems that allow voters to rank candidates in order of preference, widely known as Ranked Choice Voting? Unfamiliar with Rank Choice Voting, Strongly Support Rank Choice Voting, Somewhat Support Rank Choice Voting, Somewhat Against Rank Choice Voting, Strongly Against Rank Choice Voting

**Included fields:**

Voting\_And\_Courts\_Rank\_Choice\_Voting\_Rank\_Choice\_Voting\_Support

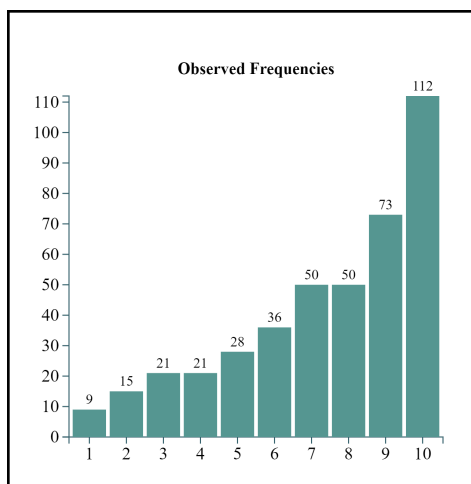
Voting\_And\_Courts\_Rank\_Choice\_Voting\_Rank\_Choice\_Voting\_Oppose

**Voting\_And\_Courts\_Rank\_Choice\_Voting\_Rank\_Choice\_Voting\_Support**

**Dependent Variable:** Respondents who said 'strongly support' vs. those who said 'strongly oppose','somewhat oppose', 'unfamiliar'

**Internal Haystaq Model Name:** rank\_choice\_voting\_str\_support\_aw\_xg

Postive\_FLAG: 15%



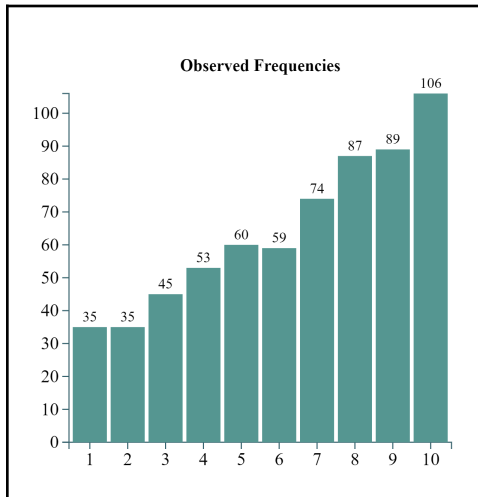
**Voting\_And\_Courts\_Rank\_Choice\_Voting\_Rank\_Choice\_Voting\_Oppose**

**Dependent Variable:** Respondents who said 'strongly oppose','somewhat oppose' vs. those who said 'strongly support','somewhat support','unfamiliar'

**Internal Haystaq Model Name:** rank\_choice\_voting\_oppose\_aw\_ct

Negative\_FLAG: 10%





## Redistricting

### Source question:

Thinking about the nation as a whole, would you prefer that redistricting or the drawing of congressional and legislative boundaries be done by state legislatures or by independent commissions?

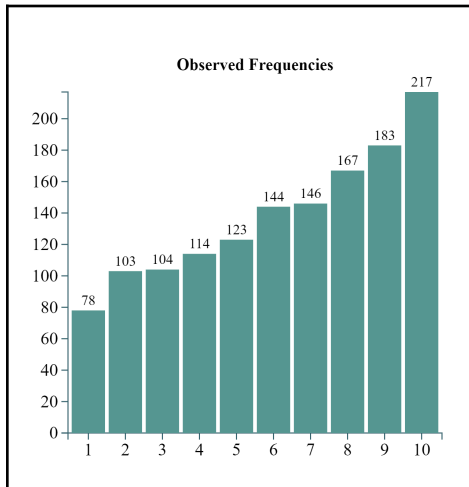
State Legislatures, Independent Commissions, Undecided or Unsure

**Included fields:** Voting\_And\_Courts\_Redistricting\_Redistrict\_Independent  
 Voting\_And\_Courts\_Redistricting\_Redistrict\_State\_Leg

### Voting\_And\_Courts\_Redistricting\_Redistrict\_Independent

**Dependent Variable:** Respondents who said 'independent commission' vs. those who said 'state legislature', 'undecided or unsure'

**Internal Haystaq Model Name:** redistricting\_indep\_com\_aw\_GB  
 FLAG: 20%

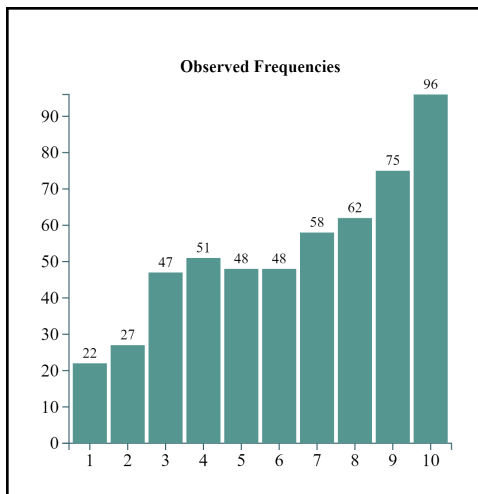


**Voting And Courts Redistricting Redistrict State Leg**

**Dependent Variable:** Respondents who said 'state legislature' vs. those who said 'independent commission', 'undecided or unsure'

**Internal Haystaq Model Name:** redistricting\_legislature\_aw\_CT

FLAG: 20%



# Importance of Religion

**Source question:**

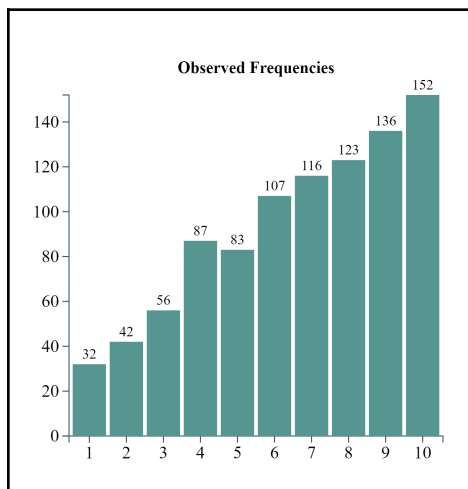
How important would you say religion is in your own life? Extremely Important, Moderately Important , Somewhat Important, Not Important at all

**Included fields:** Behavior\_Religion\_Religion\_Important  
 Behavior\_Religion\_Religion\_Moderately\_Important  
 Behavior\_Religion\_Religion\_Not\_Important

**Behavior\_Religion\_Religion\_Important**

**Dependent Variable:** Respondents who said 'extremely important' vs. those who said 'not important at all'

**Internal Haystaq Model Name:** religion\_important\_str\_2w\_ct  
 FLAG: 25%



**Behavior\_Religion\_Religion\_Moderately\_Important**

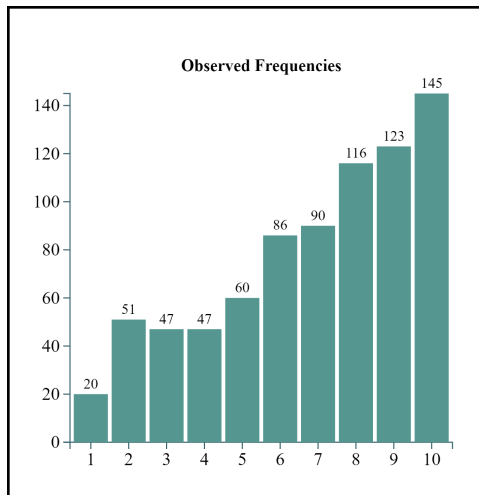
**Dependent Variable:** Respondents who said 'somewhat important', 'moderately important' vs. those who said 'extremely important', 'not important at all'

**Internal Haystaq Model Name:** religion\_moderately\_important\_aw\_xg  
 FLAG: 15%

**Behavior Religion Religion Not Important**

**Dependent Variable:** Respondents who said 'not important at all' vs. those who said 'extremely important', 'somewhat important', 'moderately important'

**Internal Haystaq Model Name:** religion\_not\_important\_aw\_ct  
 FLAG: 10 %



**Rideshare User**

**Source question:**

Do you often use a ride-sharing service like Uber or Lyft?

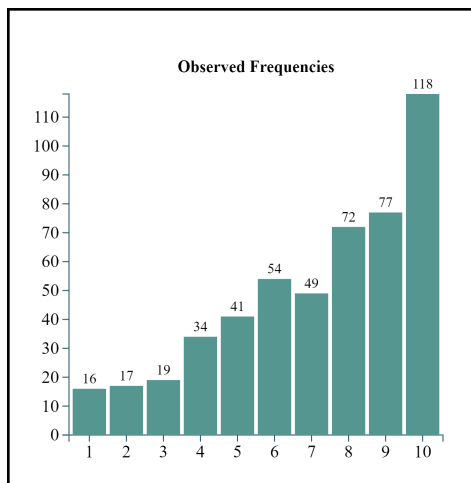
Yes, No

**Included fields:** Consumer\_Focus\_Rideshare\_Use\_Rideshare\_User,  
 Consumer\_Focus\_Rideshare\_Use\_Rideshare\_User\_No

**Consumer\_Focus\_Rideshare\_Use\_Rideshare\_User**

**Dependent Variable:** Respondents who said 'yes' vs. those who said 'no'

**Internal Haystaq Model Name:** ridesharing\_user\_yes\_2w\_ct  
 FLAG: 9%



**Consumer\_Focus\_Rideshare\_Use\_Rideshare\_User\_No**

**Dependent Variable:** Inverse of Consumer\_Focus\_Rideshare\_Use\_Rideshare\_User

**Internal Haystaq Model Name:** inverse of ridesharing\_user\_yes\_2w\_ct

FLAG: 15%

**Right to Repair**

**Source question:**

Consumer advocates support “The Right to Repair” which would force companies to make parts, tools and instruction manuals available so consumers could repair their own products, devices and vehicles. Industry advocates claim that this may make products less reliable and less safe. To what extent do you support the Right to Repair? Unsure, Strongly Support, Somewhat Support, Somewhat Oppose, Strongly Oppose

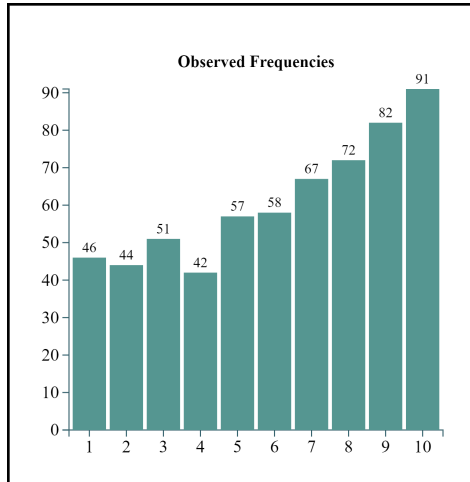
**Included fields:** Right\_To\_Repair\_Strong\_Support, Right\_To\_Repair\_Oppose

**Right To Repair Strong Support**

**Dependent Variable:** Respondents who answered 'strongly support' vs those who answered 'strongly oppose', 'somewhat oppose', 'unsure', 'somewhat support'

**Internal Haystaq Model Name:** right\_to\_repair\_str\_aw2\_LR

Postive\_FLAG: 20%



**Right To Repair Oppose**

**Dependent Variable:** This Score is the inverse of the Right\_To\_Repair\_Strong\_Support Score

**Internal Haystaq Model Name:** Inverse of right\_to\_repair\_str\_aw2\_LR

Negative\_FLAG: 10%

**Right Wing Militia Opposition**

**Source question:**

Do you support groups like the Proud Boys or the Oath Keepers who have been linked with extreme right political views and actions?

Never Heard of Proud Boys or Oath Keepers, Strongly Support, Somewhat Support, Somewhat Oppose, Strongly Oppose, Unsure

**Included fields:**

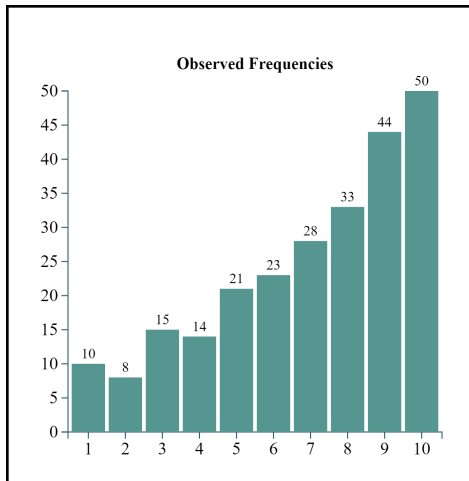
Political\_Activism\_And\_Strife\_Rightwing\_Militias\_Rightwing\_Militia\_Oppose

**Political Activism And Strife Rightwing Militias Rightwing Militia Oppose**

**Dependent Variable:** Respondents who said 'strongly oppose' vs. those who said 'unfamiliar','unsure','strongly support','somewhat support'

**Internal Haystaq Model Name:** rw\_militias\_oppose\_str\_aw\_xg

FLAG: 20%



# Same Sex Marriage

**Source question:**

Do you support or oppose same-sex marriage? Strongly Support, Somewhat Support, Undecided, Somewhat Oppose, Strongly Oppose

**Included fields:**

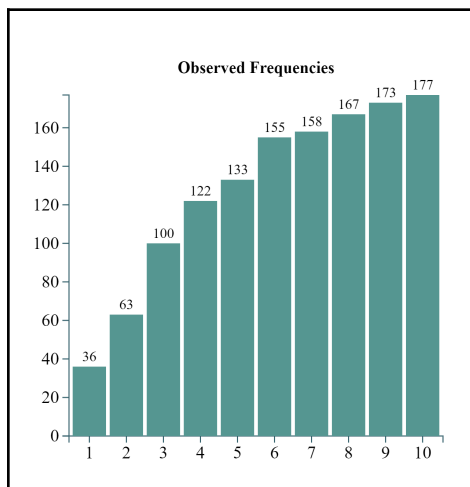
Political\_Activism\_And\_Strife\_Same\_Sex\_Marriage\_Gay\_Marriage\_Support  
 Political\_Activism\_And\_Strife\_Same\_Sex\_Marriage\_Gay\_Marriage\_Oppose

## Gay\_Marriage\_Support

**Dependent Variable:** Respondents who said 'strongly support' vs. those who said 'strongly oppose'

**Internal Haystaq Model Name:** same\_sex\_marriage\_str\_support\_2w\_ct

Postive\_FLAG: 25%



## Gay\_Marriage\_Oppose

**Dependent Variable:** This DV is the inverse of the marriage-equality support score

**Internal Haystaq Model Name:** inverse of same\_sex\_marriage\_str\_support\_2w\_ct

Negative\_FLAG: 20%



## School Choice

**Source question:**

School choice allows parents to use the tax dollars associated with their child’s education to enroll them in the school of their choice, whether public or private. Do you agree more with supporters who say this gives parents the flexibility to choose the right schools for their children or with opponents who say that school choice subsidizes the wealthy while starving the schools that need funding the most.

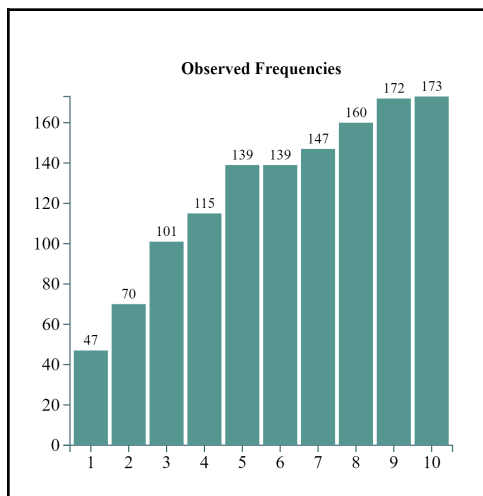
Support School Choice, Oppose School Choice, Unsure

**Included fields:** Education\_School\_Choice\_School\_Choice\_Oppose  
Education\_School\_Choice\_School\_Choice\_Support

**Education\_School\_Choice\_School\_Choice\_Support**

**Dependent Variable:** Respondents who said 'school choice' vs. those who said 'no school choice'

**Internal Haystaq Model Name:** school\_choice\_support\_2w\_et  
FLAG: 20%



**Education\_School\_Choice\_School\_Choice\_Oppose**

**Dependent Variable:** This DV is the inverse of the school choice support score below

**Internal Haystaq Model Name:** inverse of school\_choice\_support\_2w\_et  
FLAG: 20%

# School Spending

**Source question:**

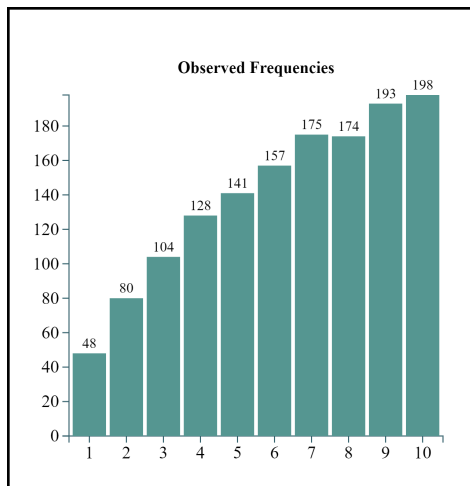
Would you support increasing funding for public education in your state or community even if it meant your taxes would be higher, or do you think that enough money is already spent on education and that schools need to spend better not more?  
 Support More Funding for Schools, Do Not Support More Funding for Schools, Unsure

**Included fields:** Education\_School\_Spending\_School\_Funding\_More  
 Education\_School\_Spending\_School\_Funding\_Less

**Education\_School\_Spending\_School\_Funding\_More**

**Dependent Variable:** Respondents who said 'more funding for schools' vs. those who said 'less funding for schools'

**Internal Haystaq Model Name:** school\_spending\_support\_2w\_XG  
 Postive\_FLAG: 20%



**Education\_School\_Spending\_School\_Funding\_Less**

**Dependent Variable:** This DV is the inverse of the support school funding score above

**Internal Haystaq Model Name:** inverse of school\_spending\_support\_2w\_XG  
 Negative\_FLAG: 20%

# Social Media Use

**Source question:**

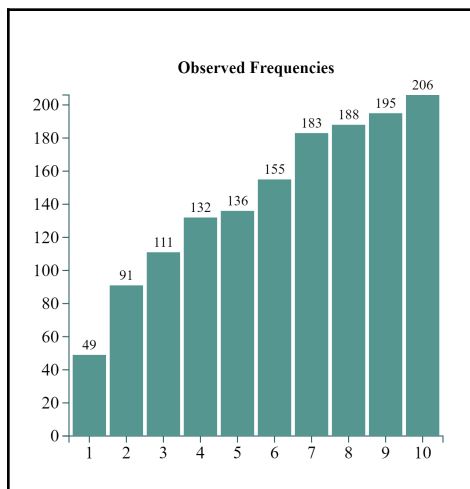
How often do you use social media such as Facebook, Twitter, Snapchat or Instagram?  
Daily, Weekly, Monthly or less, Never

**Included fields:** Media\_Social\_Media\_User\_Social\_Media\_User  
Media\_Social\_Media\_User\_Social\_Media\_Non\_User

**Media\_Social\_Media\_User\_Social\_Media\_User**

**Dependent Variable:** Respondents who said 'daily' vs. those who said 'monthly or less','never'

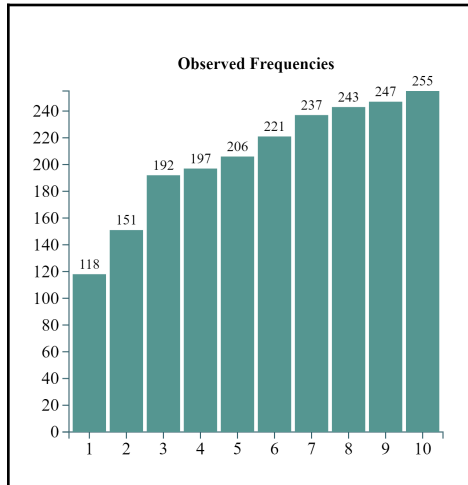
**Internal Haystaq Model Name:** social\_media\_frequent2\_CT  
Postive\_FLAG: 30%



**Media\_Social\_Media\_User\_Social\_Media\_Non\_User**

**Dependent Variable:** Respondents who said 'daily','weekly','monthly or less' vs. those who said 'never' inversed

**Internal Haystaq Model Name:** inverse of social\_media\_yes\_CT  
 Negative\_FLAG: 20%



## Social Security Tax Increase

**Source question:**

To preserve Social Security, would you support a small payroll tax increase and/or raising the cap that exempts income above \$118,000?

Yes, No, Unsure

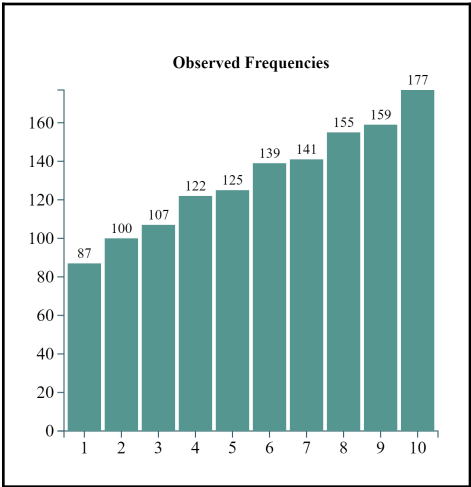
**Included fields:** social\_security\_tax\_increase\_support  
 social\_security\_tax\_increase\_oppose

### Social Security Tax Increase Support

**Dependent Variable:** Respondents who said 'yes tax increase' vs. those who said 'no tax increase'

**Internal Haystaq Model Name:** social\_security\_support\_increase\_2w\_ct

Postive\_FLAG: 25%



**Social Security Tax Increase Oppose**

**Dependent Variable:** This DV is the inverse of the support tax increase score above  
**Internal Haystaq Model Name:** inverse of social\_security\_support\_increase\_2w\_ct  
Negative\_FLAG: 20%

# Supreme Court as Voting Issue

**Source question:**

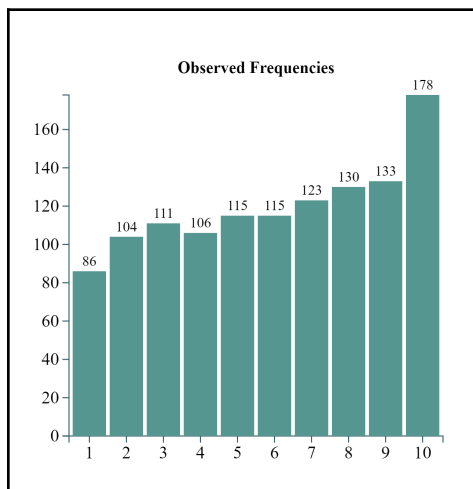
When thinking about voting for president and senate, are Supreme Court nominations and approvals an important factor in your decision of who to vote for? Most Important Factor, One Important Factor, Not Very Important

**Included fields:** supreme\_court\_most\_important  
 supreme\_court\_not\_important  
 supreme\_court\_dem\_most\_important  
 supreme\_court\_dem\_not\_important  
 supreme\_court\_gop\_most\_important  
 supreme\_court\_gop\_not\_important

## Supreme Court Most Important

**Dependent Variable:** Respondents who said 'most important factor' vs. those who said 'one important factor', 'not very important'

**Internal Haystaq Model Name:** supreme\_court\_most\_important\_aw\_gb  
 FLAG: 25%

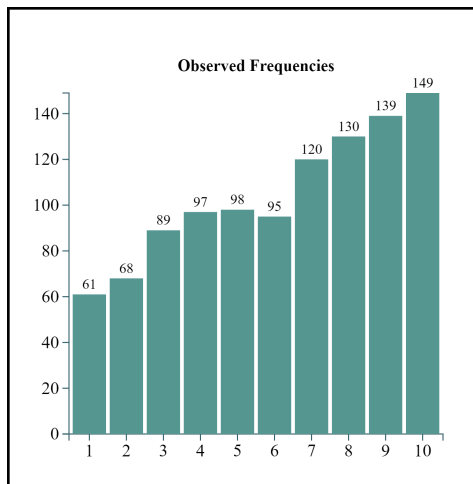


**Supreme Court Not Important**

**Dependent Variable:** Respondents who said 'not very important' vs. those who said 'one important factor', 'most important factor'

**Internal Haystaq Model Name:** supreme\_court\_not\_important\_aw\_gb

FLAG: 15%



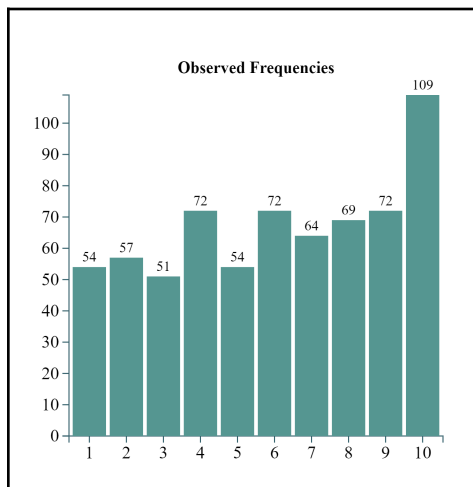
**Supreme Court Dem Most Important**

**\*note- Universe includes likely DEM voters only**

**Dependent Variable:** Respondents who said 'most important factor' vs. those who said 'not very important'

**Internal Haystaq Model Name:** supreme\_court\_dem\_important\_aw\_ct

FLAG: 10%



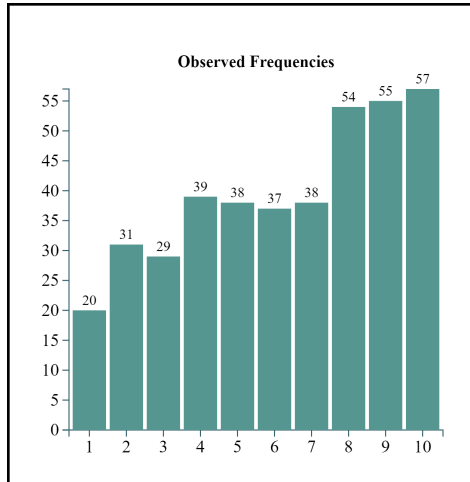
**Supreme Court Dem Not Important**

**\*note- Universe includes likely DEM voters only**

**Dependent Variable:** Respondents who said 'not very important' vs. those who said 'one important factor', 'most important factor'

**Internal Haystaq Model Name:** supreme\_court\_dem\_not\_important\_aw\_ct

FLAG: 10%



**Supreme Court GOP Most Important**

**\*note- Universe includes likely GOP voters only**

**Dependent Variable:** Respondents who said 'most important factor' vs. those who said 'not very important'

**Internal Haystaq Model Name:** supreme\_court\_gop\_important\_2w\_ct

FLAG: 10%

**Supreme Court GOP not Important**

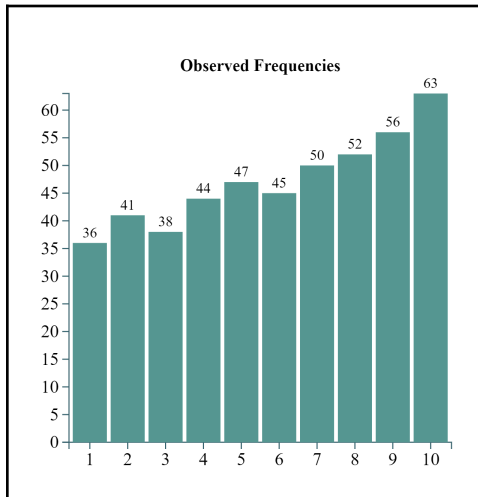
**\*note- Universe includes likely GOP voters only**

**Dependent Variable:** Respondents who said 'not very important' vs. those who said 'one important factor', 'most important factor'

**Internal Haystaq Model Name:** supreme\_court\_gop\_not\_important\_aw\_lgb

FLAG: 10%





## Tax Cut Support

**Source question:**

Would you support a tax cut for all taxpayers knowing that much of the savings will go to those making more than \$1,000,000 per year?

Support Tax Cut, Oppose Tax Cut, Unsure

**Included fields:** Economy\_Tax\_Cuts\_Tax\_Cut\_Support

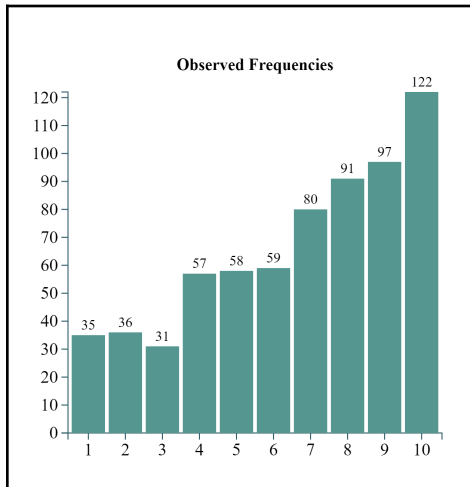
Economy\_Tax\_Cuts\_Tax\_Cut\_Oppose

### Economy\_Tax\_Cuts\_Tax\_Cut\_Support

**Dependent Variable:** Respondents who said 'support cut' vs. those who said 'oppose cut'

**Internal Haystaq Model Name:** tax\_cut\_yes\_2w\_ct

Postive\_FLAG: 25%

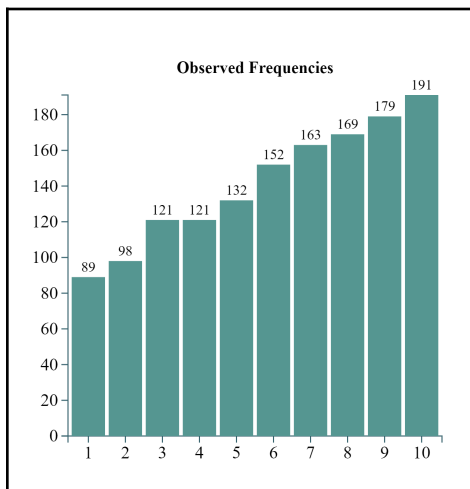


**Economy\_Tax\_Cuts\_Tax\_Cut\_Oppose**

**Dependent Variable:** Respondents who said 'oppose cut' vs. those who said 'support cut', 'unsure'

**Internal Haystaq Model Name:** tax\_cut\_no\_aw\_xg

Negative\_FLAG: 15%



# Teachers Unions

**Source question:**

Do you think Teacher Unions have a positive impact on schools or a negative impact?  
 Positive Impact, Negative Impact, Neutral Impact, Unsure

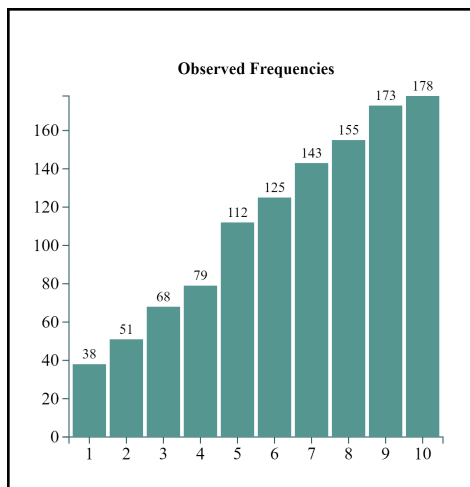
**Included fields:** teachers\_union\_positive  
 teachers\_union\_negative

## Teachers Union Positive

**Dependent Variable:** Respondents who said 'positive' vs. those who said 'negative'

**Internal Haystaq Model Name:** teachers\_unions\_positive\_aw\_ct

Postive\_FLAG: 20%

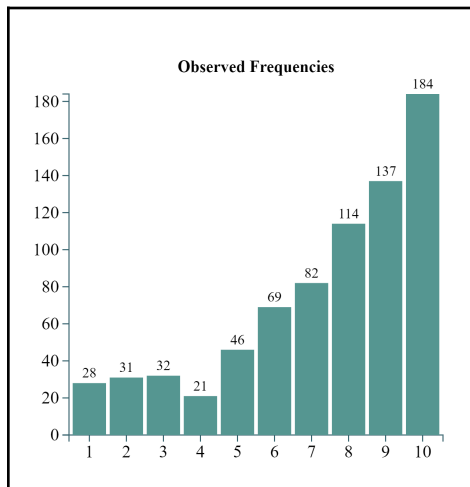


## Teachers Union Negative

**Dependent Variable:** Respondents who said 'negative' vs. those who said 'positive', 'neutral', 'unsure'

**Internal Haystaq Model Name:** inverse of teachers\_unions\_negative\_aw\_xg

Negative\_FLAG: 20%



## Telemedicine

### Source question:

How has your experience been with Telemedicine, where you have medical appointments with a doctor, nurse or other medical specialist via a video conference on your phone, computer or tablet?

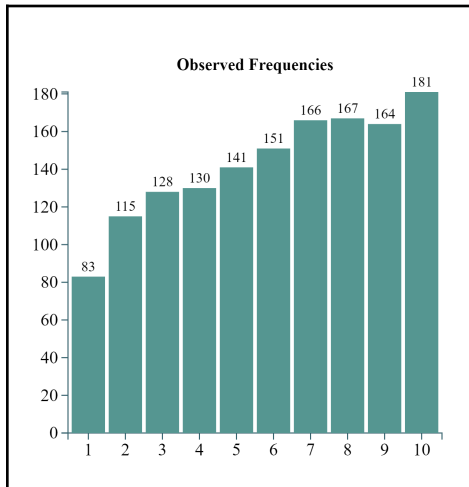
No Experience with Telemedicine, Great Experience with Telemedicine, OK Experience with Telemedicine, Bad Experience with Telemedicine

**Included fields:** Covid\_Telemedicine\_Telemedicine\_Like  
Covid\_Telemedicine\_Telemedicine\_dislike

### Covid\_Telemedicine\_Telemedicine\_Like

**Dependent Variable:** Respondents who said 'ok','great' vs. those who said 'no experience','bad'

**Internal Haystaq Model Name:** telemedicine\_great\_or\_ok\_CT  
Postive\_FLAG: 20%

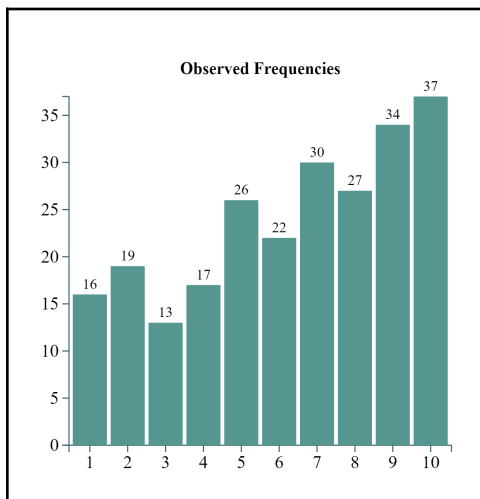


**Covid\_Telemedicine\_Telemedicine\_dislike**

**Dependent Variable:** Respondents who said 'bad' vs. those who said 'no experience', 'great', 'ok'

**Internal Haystaq Model Name:** telemedicine\_bad\_ct

Negative\_FLAG: 8%



# Ticket Splitting

**Source question:**

When you vote, do you ever vote for a Democratic candidate for one office and a Republican candidate for another? Have you never voted for candidates from multiple parties; Do you rarely do so – as in once or twice a decade; Do you sometimes do so – as in once every couple of elections; OR do you vote for candidates from two or more parties in most elections?

Never, Rarely, Sometimes, Often

**Included fields:** Behavior\_Ticket\_Splitting\_Ticket\_Splitter\_ofTEN

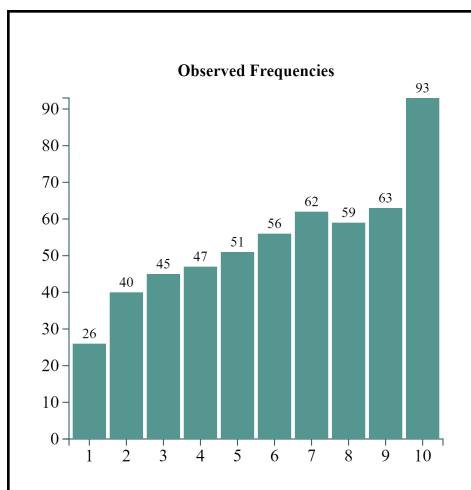
Behavior\_Ticket\_Splitting\_Ticket\_Splitter\_never

## Behavior\_Ticket\_Splitting\_Ticket\_Splitter\_ofTEN

**Dependent Variable:** Respondents who said 'often' vs. those who said 'never','rarely'

**Internal Haystaq Model Name:** ticket\_splitting\_ofTEN\_aw2\_rf

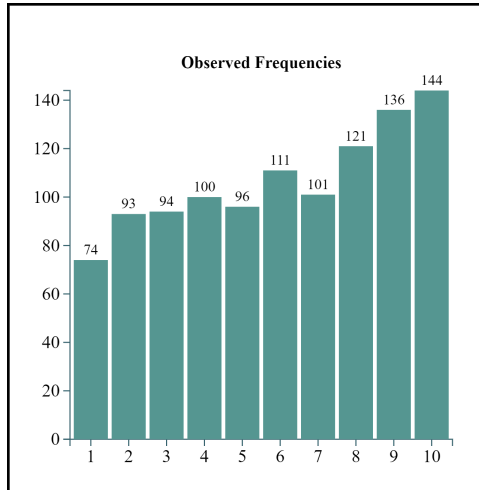
FLAG: 15%



## Behavior\_Ticket\_Splitting\_Ticket\_Splitter\_Never

**Dependent Variable:** Respondents who said 'never' vs. those who said 'rarely','sometimes','often'

**Internal Haystaq Model Name:** ticket\_splitting\_never\_aw\_rf  
**FLAG:** 10%



## Tobacco Tax

**Source question:**

Would you support increasing the tax on cigarettes and other tobacco products?  
 Yes, No, Unsure

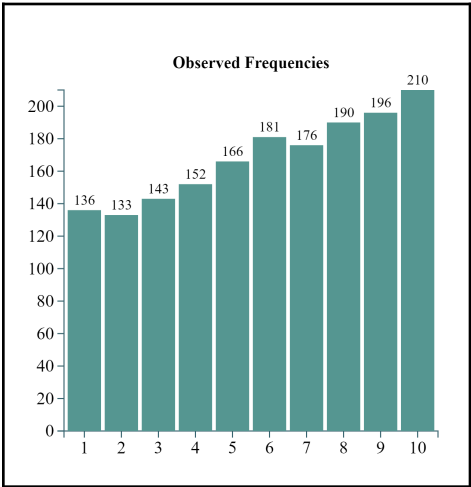
**Included fields:** Economy\_Tobacco\_Tax\_Tobacco\_Tax\_Support  
 Economy\_Tobacco\_Tax\_Tobacco\_Tax\_Oppose

**Economy\_Tobacco\_Tax\_Tobacco\_Tax\_Support**

**Dependent Variable:** Respondents who said 'yes' vs. those who said 'no', 'unsure'

**Internal Haystaq Model Name:** tobacco\_tax\_yes\_aw\_gb

Postive\_FLAG: 20 %

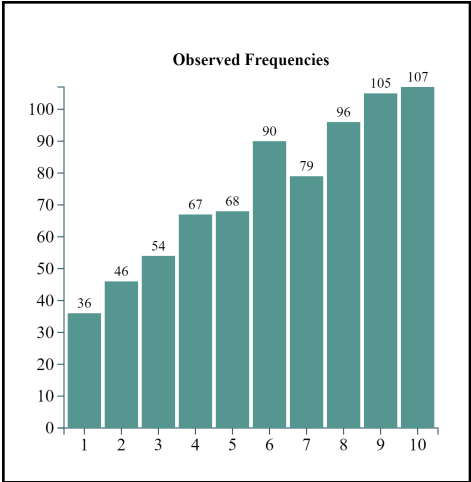


**Economy\_Tobacco\_Tax\_Tobacco\_Tax\_Oppose**

**Dependent Variable:** Respondents who said 'no' vs. those who said 'yes','unsure'

**Internal Haystaq Model Name:** tobacco\_tax\_no\_aw\_ET

Negative\_FLAG: 15%





# Trans Health

**Source question:**

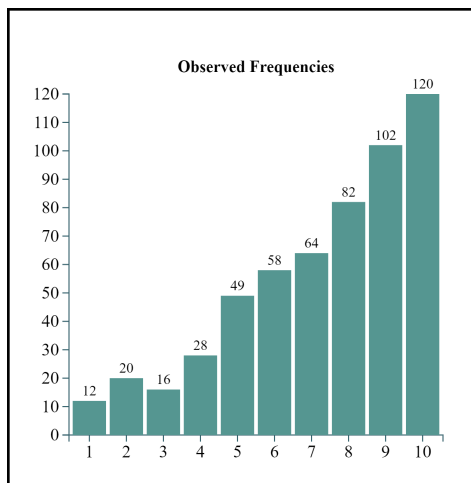
Do you believe that it should be legal or illegal for doctors and medical professionals to provide someone younger than 18 with medical care for a gender transition?  
 Unsure, Legal, or Illegal

**Included fields:** Political\_Activism\_And\_Strife\_Trans\_Health\_Legal,  
 Political\_Activism\_And\_Strife\_Trans\_Health\_Illegal

**Political\_Activism\_And\_Strife\_Trans\_Health\_Legal**

**Dependent Variable:** Respondents who said 'legal' vs. those who said illegal'

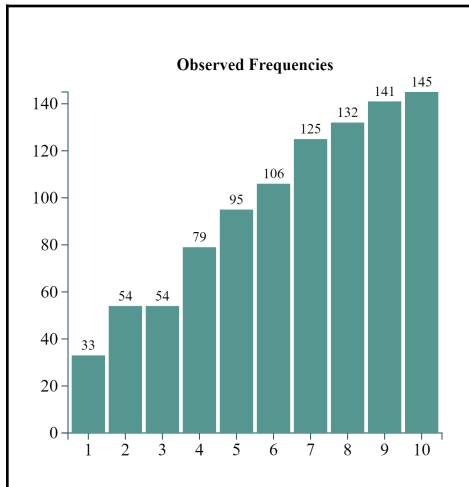
**Internal Haystaq Model Name:** transgender\_healthcare\_legal\_2w\_CT  
 Postive\_FLAG: 10%



**Political\_Activism\_And\_Strife\_Trans\_Health\_Illegal**

**Dependent Variable:** Respondents who said 'illegal' vs. those who said 'legal'

**Internal Haystaq Model Name:** transgender\_healthcare\_illegal\_2w\_ET  
 Negative\_FLAG: 25%



## Tribalism

### Source question:

When it comes to attempts to modernize the US Military, who do you think has or had a better policy, Trump or Biden?

And

When it comes to allowing states to import cheaper prescription drugs from Canada, who do you think has or had a better policy, Trump or Biden?

Trump's Better, Biden's Better, Policies seem the Same, Unsure

**Included fields:** tribalism\_open\_minded

tribalism\_team\_gop

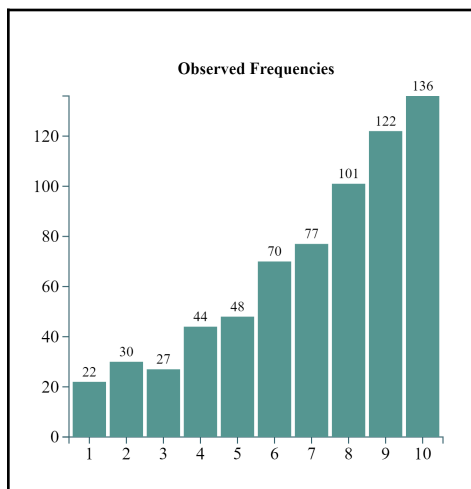
tribalism\_team\_dem

### Tribalism\_Open\_Minded

**Dependent Variable:** Respondents who said 'same policy', 'unsure' vs 'biden better' or 'trump better'

**Internal Haystaq Model Name:** tribalism\_combo\_not\_tribal3\_ct

FLAG: 18%

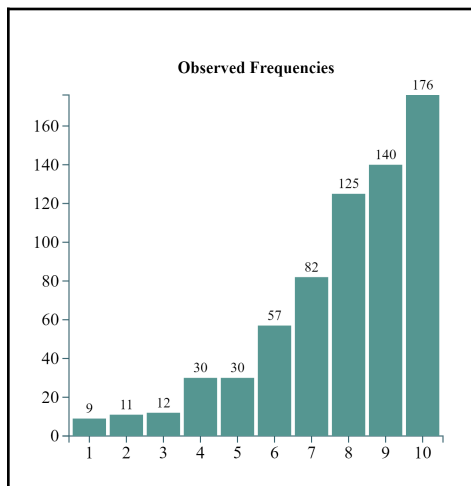


**Tribalism\_Team\_GOP**

**Dependent Variable:** Respondents who said 'gop\_tribe' vs. those who said 'biden better','same policy','unsure'

**Internal Haystaq Model Name:** tribalism\_combo\_team\_gop\_ct

FLAG: 25 %

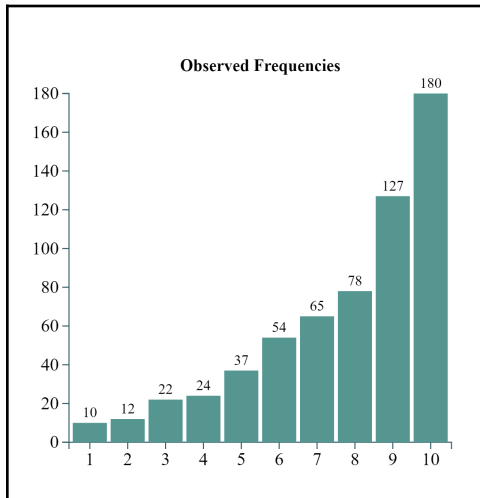


**Tribalism\_Team\_Dem**

**Dependent Variable:** Respondents who said 'bidens better' vs. those who said 'trumps better','same policy','unsure'

**Internal Haystaq Model Name:** tribalism\_combo\_team\_dem\_xg

FLAG: 25 %



## Trump vs Biden

### Source question:

If the 2024 Presidential Election were to be a rematch between Donald Trump and Joe Biden, whom would you vote for?

Will Not Vote, Trump, Biden, Other

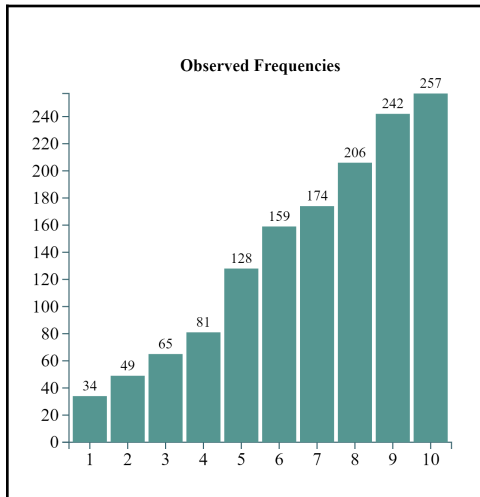
**Included fields:** Trump\_vs\_Biden\_Favor\_Trump,  
Trump\_vs\_Biden\_Favor\_Biden

### Trump\_V\_Biden\_Favor\_Biden

**Dependent Variable:** Respondents who said 'biden' vs. those who said 'trump', 'other', 'will not vote'

**Internal Haystaq Model Name:** trump\_biden\_biden\_aw\_CT

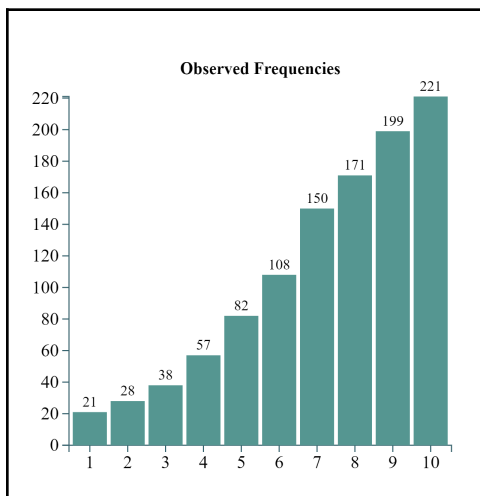
FLAG: 25%



**Trump\_V\_Biden\_Favor\_Trump**

**Dependent Variable:** Respondents who said 'trump' vs. those who said 'biden','other','will not vote'

**Internal Haystaq Model Name:** trump\_biden\_trump\_aw\_CT  
**FLAG:** 25%



## Question Name – Trump vs DeSantis

**Source question:**

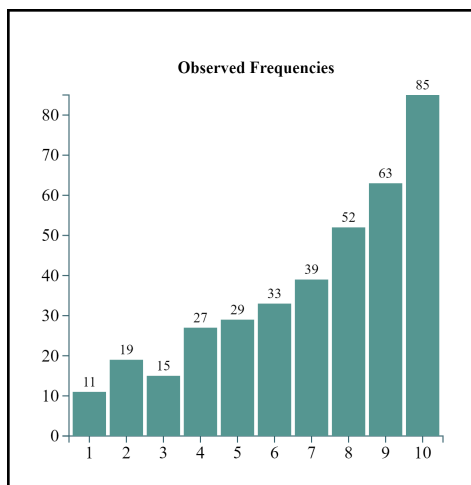
If the GOP Primary were a faceoff between former President Donald Trump and Florida Governor Ron DeSantis, whom would you support?  
 Would Not Vote in Primary, Undecided, Trump or DeSantis

**Included fields:** Trump\_vs\_Desantis\_Favor\_Trump,  
 Trump\_vs\_Desantis\_Favor\_Desantis, Trump\_vs\_DeSantis\_Favor\_Trump\_GOP,  
 Trump\_vs\_DeSantis\_Favor\_DeSantis\_GOP

### Trump vs DeSantis Favor Trump

**Dependent Variable:** Respondents who answered ‘trump’ vs those who answered ‘desantis’, ‘undecided’, ‘would not vote’

**Internal Haystaq Model Name:** trump\_vs\_desantis\_trump\_aw\_CT  
 Postive\_FLAG: 20%

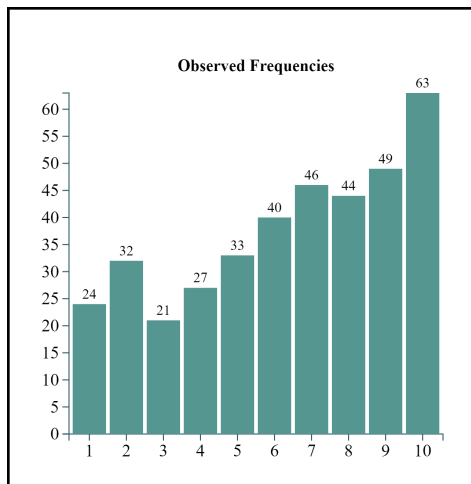


**Trump vs DeSantis Favor DeSantis**

**Dependent Variable:** Respondents who answered 'desantis' vs those who answered 'trump', 'undecided', 'would not vote'

**Internal Haystaq Model Name:** trump\_vs\_desantis\_desantis\_aw\_XG

Negative\_FLAG: 15%



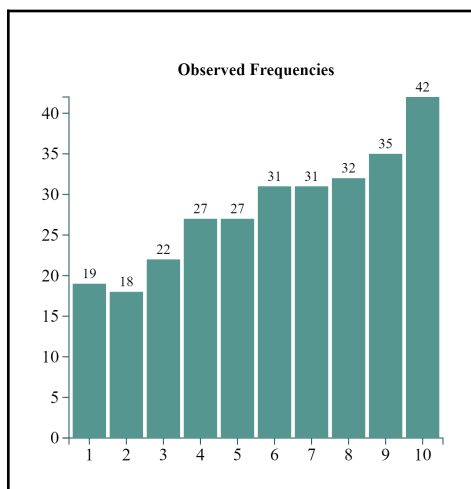
**Trump vs DeSantis Favor Trump GOP**

**\*note- Universe includes likely GOP voters only**

**Dependent Variable:** Respondents who answered 'trump' vs those who answered 'desantis'

**Internal Haystaq Model Name:** trump\_vs\_desantis\_gop\_only\_trump\_2w\_CT

Postive\_FLAG: 30%



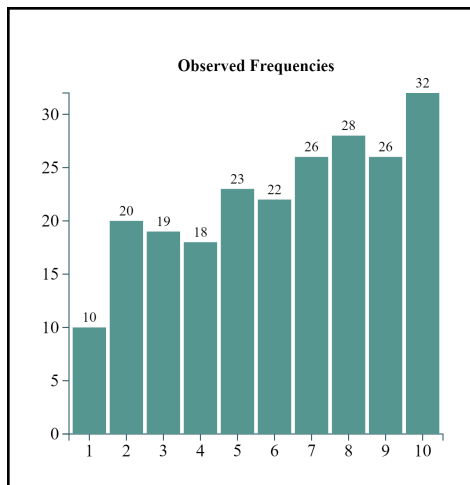
**Trump\_vs\_DeSantis\_Favor\_DeSantis\_GOP**

**\*note- Universe includes likely GOP voters only**

**Dependent Variable:** Respondents who answered 'desantis' vs those who answered 'trump', 'undecided'

**Internal Haystaq Model Name:** trump\_vs\_desantis\_gop\_only\_desantis\_aw\_ET

Negative\_FLAG: 20%



**Trump Voter Fraud**

**Source question:**

Do you feel that widespread voter fraud cost Donald Trump the 2020 Presidential election? Certain It Did, Likely It Did, Unlikely it Did, Certain it Did Not, Unsure

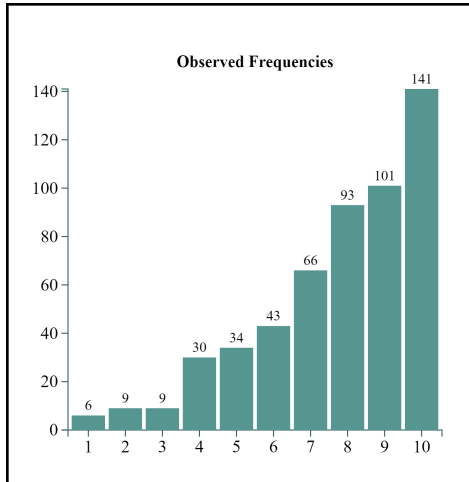
**Included fields:** Trump\_Specific\_Trump\_Voter\_Fraud\_Voter\_Fraud\_Cost\_Trump  
Trump\_Specific\_Trump\_Voter\_Fraud\_Voter\_Fraud\_No\_Trump\_Cost

**Trump\_Specific\_Trump\_Voter\_Fraud\_Voter\_Fraud\_Cost\_Trump**

**Dependent Variable:** Respondents who said 'certain it did' vs. those who said 'certain it did not'



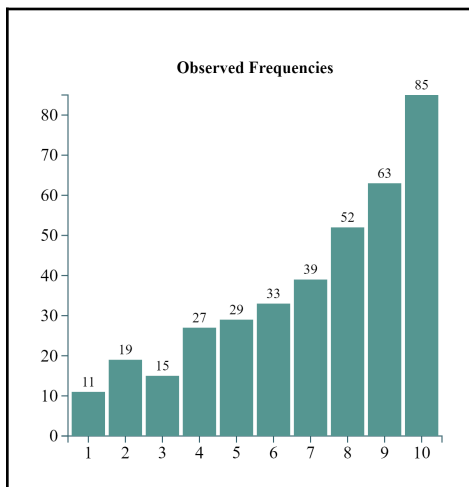
**Internal Haystaq Model Name:** trump\_voter\_fraud\_certain\_2w\_XG  
**FLAG:** 20%



**Trump Specific Trump Voter Fraud Voter Fraud No Trump Cost**

**Dependent Variable:** This DV is the inverse of the voter fraud belief score above.

**Internal Haystaq Model Name:** inverse of trump\_voter\_fraud\_certain\_2w\_XG  
**FLAG:** 20%



# Trust in Science

**Source question:**

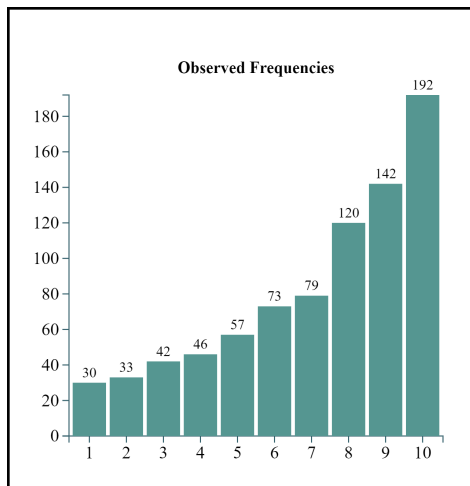
To what extent do you trust the scientific and medical communities to do what is right?  
 Almost Always, Usually, Sometimes, Rarely, Unsure

**Included fields:** trust\_science\_always  
 Trust\_science\_rarely

## Trust Science Always

**Dependent Variable:** Respondents who said 'almost always' vs. those who said 'rarely','sometimes','unsure'

**Internal Haystaq Model Name:** trust\_science\_always\_aw\_ct  
 Postive\_FLAG: 25%

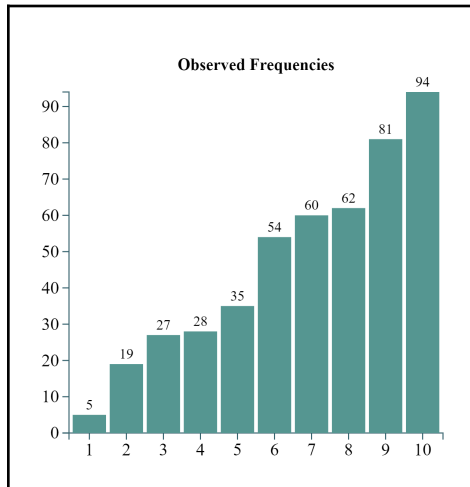


## Trust Science Rarely

**Dependent Variable:** Respondents who said 'rarely' vs. those who said 'almost always','sometimes','unsure','usually'

**Internal Haystaq Model Name:** trust\_science\_rarely\_aw\_XG

Negative\_FLAG: 10%



## Truth vs Free Speech

### Source question:

Is it more important for Social Media Companies like Facebook and Twitter to ensure truthful information or to protect free speech?

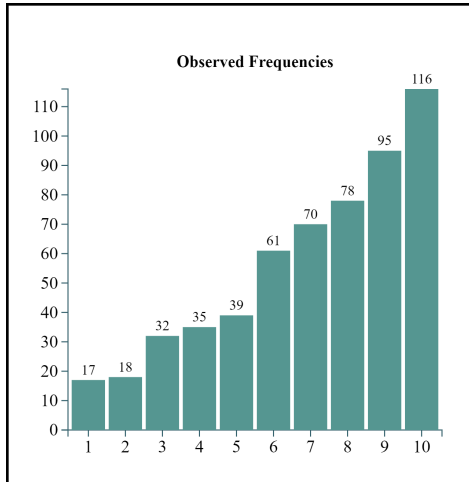
Much More Important to Ensure Truthful Information, Somewhat More Important to Ensure Truthful Information, Somewhat More Important to Ensure Free Speech, Much More Important to Ensure Free Speech, Unsure

**Included fields:** Media\_Social\_Media\_Truth\_Vs\_Speech\_Social\_Media\_Free\_Speech  
Media\_Social\_Media\_Truth\_Vs\_Speech\_Social\_Media\_Ensure\_Truth

### Media\_Social\_Media\_Truth\_Vs\_Speech\_Social\_Media\_Free\_Speech

**Dependent Variable:** Respondents who said 'much more free speech' vs. those who said 'much more truth', 'somewhat more truth', 'unsure'

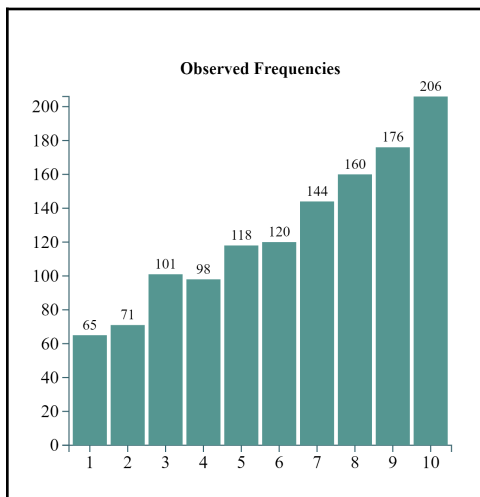
**Internal Haystaq Model Name:** truth\_vs\_free\_speech\_str\_fs\_aw\_et  
**FLAG:** 20%



**Social\_Media\_Ensure\_Truth**

**Dependent Variable:** Respondents who said 'much more truth' vs. those who said 'much more free speech', 'somewhat more free speech', 'unsure'

**Internal Haystaq Model Name:** truth\_vs\_free\_speech\_str\_truth\_aw\_et  
**FLAG:** 20%



## TV- Trusted News Source

**Source question:**

Which of the following cable news organizations is the most trustworthy: CNN, Fox News or MSNBC?

CNN, Fox, MSNBC, Unsure

**Included fields:** Media\_Tv\_News\_Source\_Most\_Trusted\_News\_Cnn

Media\_Tv\_News\_Source\_Most\_Trusted\_News\_Fox

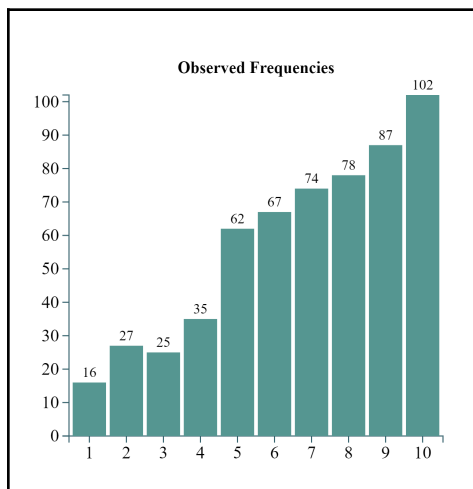
Media\_Tv\_News\_Source\_Most\_Trusted\_News\_Msnbc

### Media\_Tv\_News\_Source\_Most\_Trusted\_News\_CNN

**Dependent Variable:** Respondents who said 'cnn' vs. those who said 'fox', 'msnbc','unsure'

**Internal Haystaq Model Name:** tv\_news\_source\_cnn\_aw\_ct

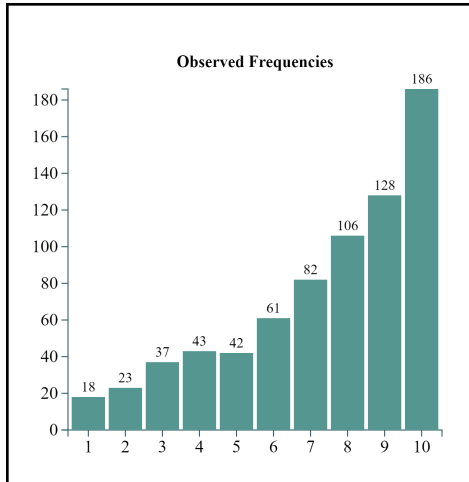
FLAG: 20%



### Media\_Tv\_News\_Source\_Most\_Trusted\_News\_Fox

**Dependent Variable:** Respondents who said 'fox' vs. those who said 'cnn', 'msnbc','unsure'

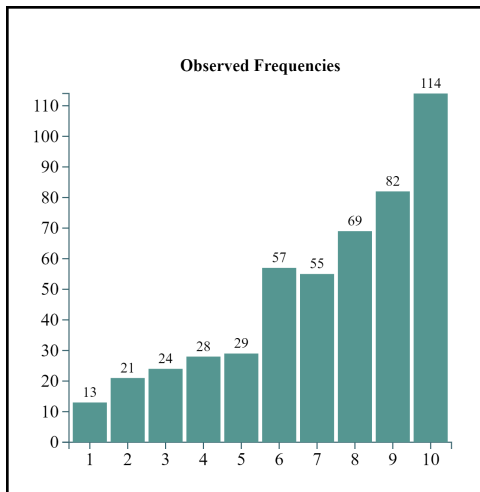
**Internal Haystaq Model Name:** tv\_news\_source\_fox\_aw\_xg  
**FLAG:** 20%



**Media Tv News Source Most Trusted News MSNBC**

**Dependent Variable:** Respondents who said 'msnbc' vs. those who said 'cnn', 'fox', 'unsure'

**Internal Haystaq Model Name:** tv\_news\_source\_msnbc\_aw\_gb  
**FLAG:** 10%



# TV Viewing

**Source question:**

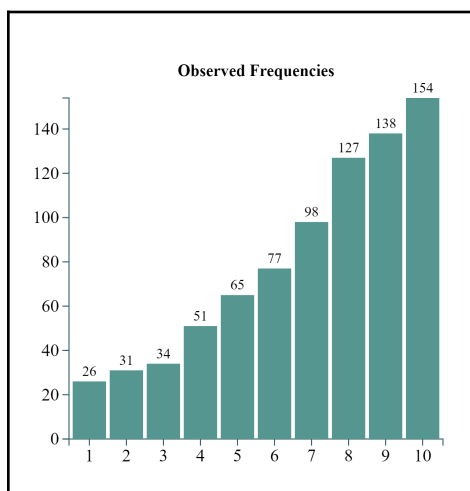
When you watch TV do you usually watch it live; record it and watch it later; use streaming services such as Hulu, Netflix, and iTunes, or do you typically not watch TV?  
 Live TV, Record and Watch, Streaming, Usually Don't Watch

**Included fields:** Consumer\_Focus\_Tv\_Viewer\_Tv\_Viewer\_Watch\_Live  
 Consumer\_Focus\_Tv\_Viewer\_Tv\_Viewer\_Watch\_prerecorded  
 Consumer\_Focus\_Tv\_Viewer\_Tv\_Viewer\_Only\_Stream  
 Consumer\_Focus\_Tv\_Viewer\_Tv\_Viewer\_\_no

**Consumer\_Focus\_Tv\_Viewer\_Tv\_Viewer\_Watch\_Live**

**Dependent Variable:** Respondents who said 'live tv' vs. those who said 'record and watch','streaming','no watch'

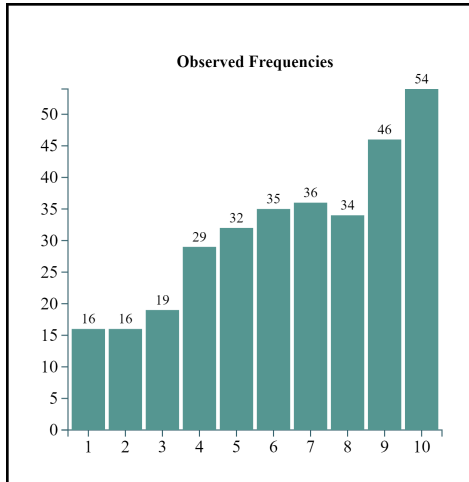
**Internal Haystaq Model Name:** tv\_viewing\_live\_aw\_ct  
 FLAG: 15%



**Consumer\_Focus\_Tv\_Viewer\_Tv\_Viewer\_Watch\_prerecorded**

**Dependent Variable:** Respondents who said 'record and watch' vs. those who said 'live tv','streaming','no watch'

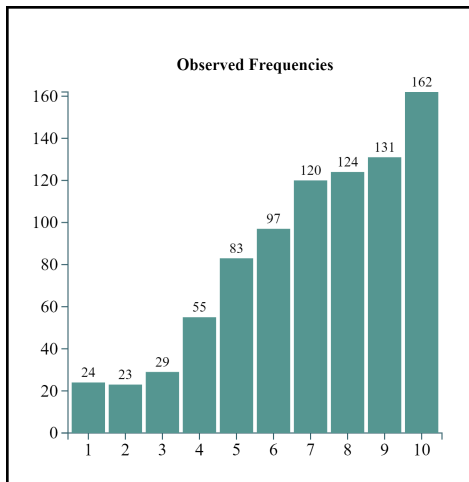
**Internal Haystaq Model Name:** tv\_viewing\_record\_aw\_ct  
**FLAG:** 15%



**Consumer Focus Tv Viewer Tv Viewer Only Stream**

**Dependent Variable:** Respondents who said 'streaming' vs. those who said 'live tv','record and watch','no watch'

**Internal Haystaq Model Name:** tv\_viewing\_stream\_aw\_xg  
**FLAG:** 20%



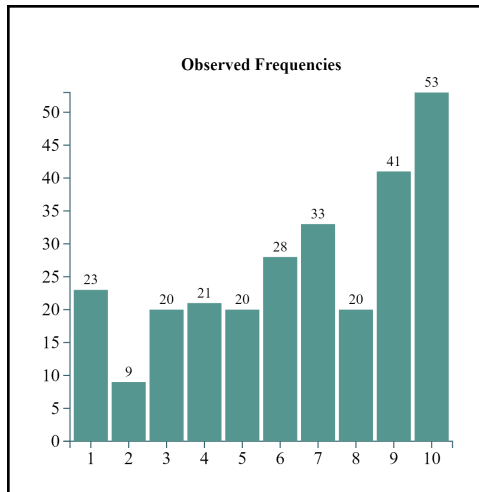


**Consumer Focus Tv Viewer Tv Viewer No**

**Dependent Variable:** Respondents who said 'no watch' vs. those who said 'live tv','record and watch','streaming'

**Internal Haystaq Model Name:** tv\_viewing\_no\_aw\_ct

FLAG: 10%



**War in Ukraine**

**Source question:**

How do you feel about the US' stance towards the war in the Ukraine? Do you think we should increase pressure on the Russians through acts like enforcing a no fly zone or Do you think we should continue our current approach of arming Ukrainians and applying economic sanctions or Do you think the US should not be involved on either side of this conflict or Do you think Russia is justified in invading the Ukraine?

Increase Pressure, Continue Arming Ukrainians, Not our Fight, Russia Justified, Unsure

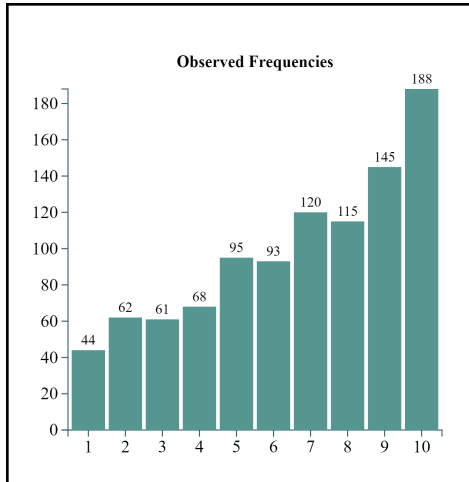
**Included fields:** ukraine\_escalate, ukraine\_continue, ukraine\_not\_our\_fight

**Ukraine\_Escalate**

**Dependent Variable:** Respondents who said 'escalate' vs. those who said 'not our fight', 'russia justified', 'unsure'

**Internal Haystaq Model Name:** ukraine\_escalate\_aw2\_ct

FLAG: 20%

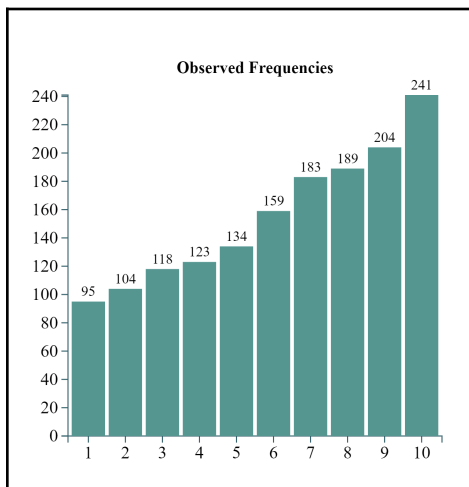


**Ukraine\_Continue**

**Dependent Variable:** Respondents who said 'continue' vs. those who said 'escalate', 'not our fight', 'russia justified', 'unsure'

**Internal Haystaq Model Name:** ukraine\_continue\_aw\_xg

FLAG: 10%

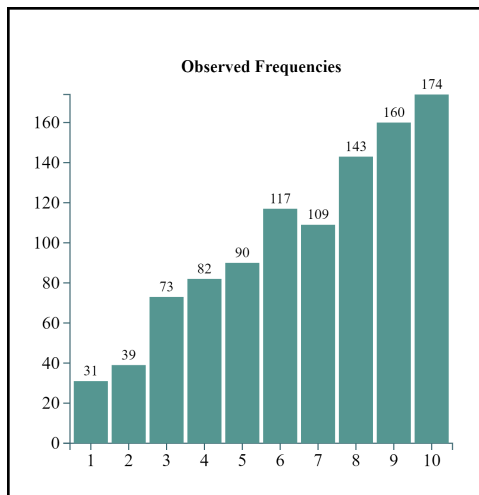


## Ukraine\_not\_our\_fight

**Dependent Variable:** Respondents who said 'not our fight' vs. those who said 'escalate', 'continue', 'russia justified', 'unsure'

**Internal Haystaq Model Name:** ukraine\_not\_our\_fight\_aw2\_xg

FLAG: 10%



## Unions

**Source question:**

Do you believe labor unions are mostly beneficial or mostly harmful?

Mostly Beneficial, Mostly Harmful, Unsure

**Included fields:** Economy\_Attitude\_Towards\_Unions\_Unions\_Beneficial

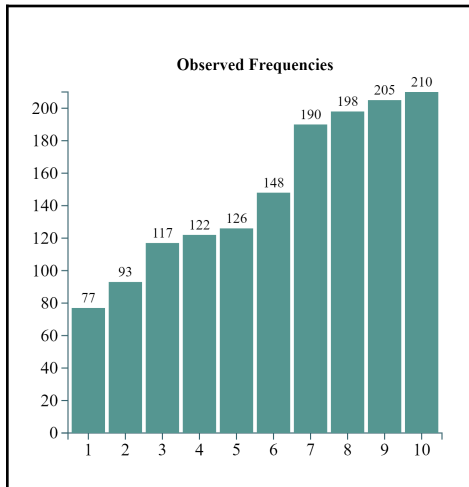
Economy\_Attitude\_Towards\_Unions\_Unions\_Not\_Beneficial

## Unions\_Beneficial

**Dependent Variable:** Respondents who said 'mostly beneficial' vs. those who said 'mostly harmful'

**Internal Haystaq Model Name:** unions\_beneficial\_2w\_ct

Postive\_FLAG: 30%

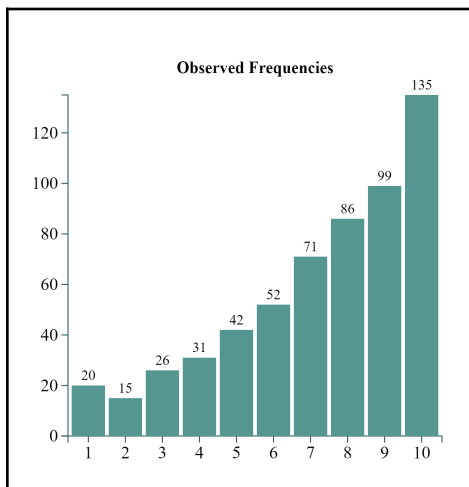


**Unions\_Not\_Beneficial**

**Dependent Variable:** Respondents who said 'mostly harmful' vs. those who said 'mostly beneficial', 'unsure'

**Internal Haystaq Model Name:** unions\_harmful\_aw\_xg

Negative\_FLAG: 20%



# Universal Voting

**Source question:**

Countries as diverse as Australia, Belgium, Greece and Mexico require their citizens to vote. Would you support or oppose proposals to make voting a requirement for all legally eligible US citizens?

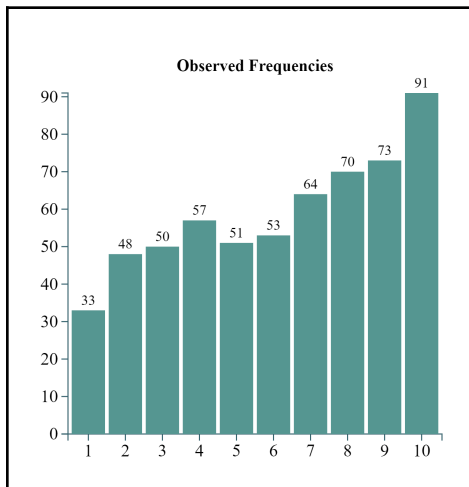
Unsure, Support or Oppose

**Included fields:** Universal\_Voting\_Support, Universal\_Voting\_Oppose

## Universal\_Voting\_Support

**Dependent Variable:** Respondents who answered 'support' vs those who answered 'oppose', 'unsure'

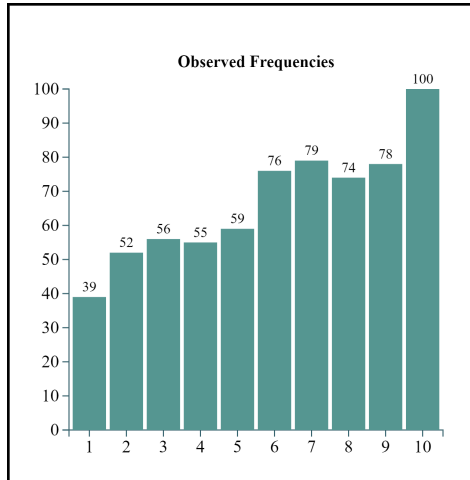
**Internal Haystaq Model Name:** universal\_voting\_support\_aw\_XG  
 Postive\_FLAG: 20%



## Universal\_Voting\_Oppose

**Dependent Variable:** Respondents who answered 'oppose' vs those who answered 'support', 'unsure'

**Internal Haystaq Model Name:** universal\_voting\_oppose\_2w\_GB  
 Negative\_FLAG: 20%



## Vaping Regulation

**Source question:**

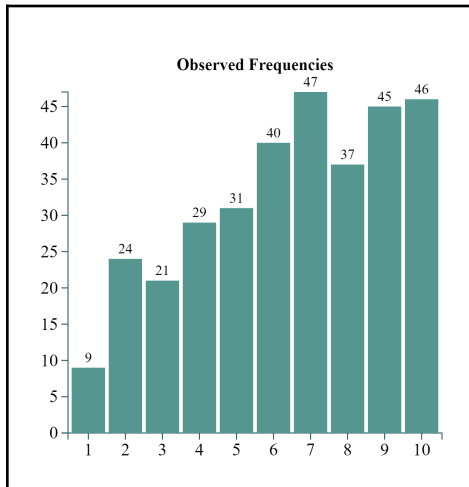
Should the laws regulating vaping or electronic cigarettes be made more strict, less strict or kept as they are now? Unsure, More Strict, Less Strict, Kept the Same

**Included fields:** Vaping\_Regulation\_Keep\_Same

### Vaping\_Regulation\_Keep\_Same

**Dependent Variable:** Respondents who answered 'kept the same' vs those who answered 'more strict','unsure','less strict'

**Internal Haystaq Model Name:** vaping\_regulation\_kept\_same\_aw\_ET  
 Postive\_FLAG: 20%



## View of Immigration

### Source question:

When it comes to immigration, is your bigger concern that too many undesirable people are coming into our country or that we are being unfair or even inhumane to immigrants and their families?

Undesirable People, Unfair to Immigrants, Unsure

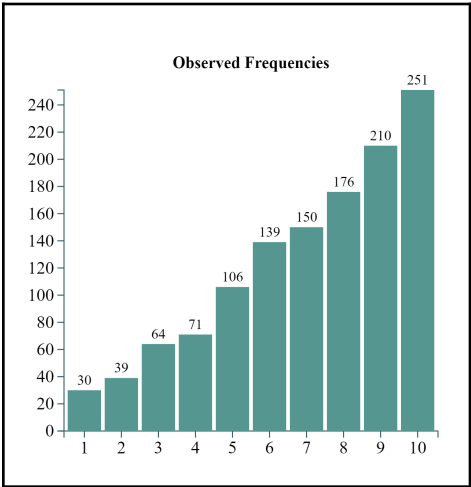
**Included fields:** Military\_International\_Borders\_Immigration\_Illegal\_Imm\_Undesirable  
Military\_International\_Borders\_Immigration\_Illegal\_Imm\_\_process\_unfair

### Military\_International\_Borders\_Immigration\_Illegal\_Imm\_Undesirable

**Dependent Variable:** Respondents who said 'undesirable people' vs. those who said 'unfair to immigrants','unsure'

**Internal Haystaq Model Name:** view\_immigration\_undesirable\_aw\_xg

FLAG: % 20

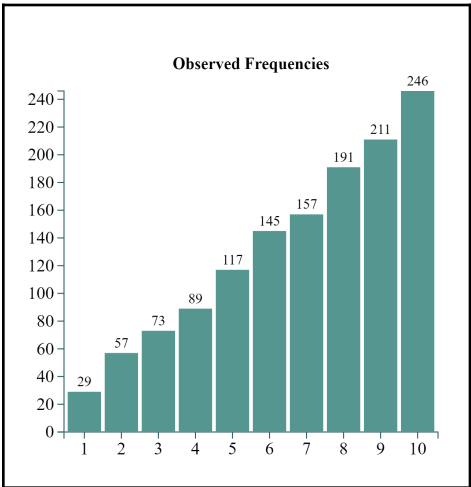


**Military International Borders Immigration Illegal Imm Process Unfair**

**Dependent Variable:** Respondents who said 'unfair to immigrants' vs. those who said 'undesirable people', 'unsure'

**Internal Haystaq Model Name:** view\_immigration\_unfair\_aw\_GB

FLAG: 20%





# Violent Crime Anxiety

**Source question:**

How much do you worry about violent crime affecting you or your family? Are you very worried, somewhat worried, not very worried or not at all worried about violent crime affecting you or your family?

Very Worried, Somewhat Worried, Not Very Worried, Not At all Worried

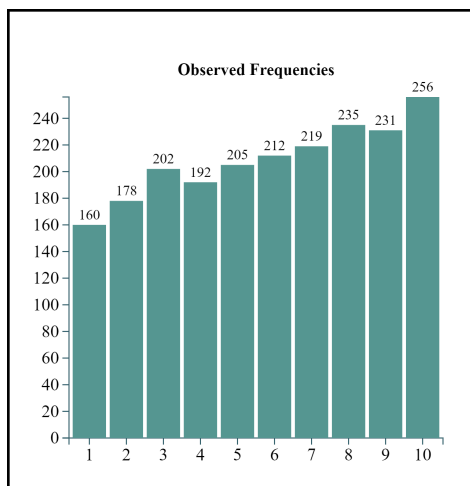
**Included fields:** violent\_crime\_very\_worried, violent\_crime\_not\_worried

## Violent Crime very Worried

**Dependent Variable:** Respondents who said 'very worried', 'somewhat worried' vs. those who said 'not at all worried', 'not very worried'

**Internal Haystaq Model Name:** violent\_crime\_worried\_2w\_rf

FLAG: 20%

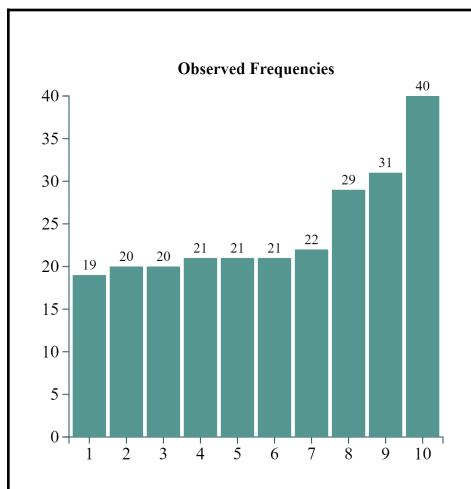


## Violent Crime not Worried

**Dependent Variable:** Respondents who said 'not at all worried' vs. those who said, 'very worried', 'somewhat worried'

**Internal Haystaq Model Name:** violent\_crime\_not\_at\_all\_worried\_aw\_RF

FLAG: 20%



## Voting Fraud

**Source question:**

Which is the greater concern for you around voting - that there are too many people fraudulently casting votes or that there are barriers that make it difficult for people to vote?

Voter Fraud, Voting Barriers, Unsure

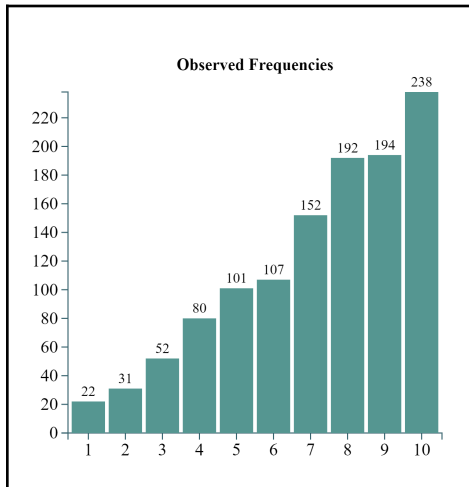
**Included fields:** Voting\_And\_Courts\_Voting\_Fraud\_Voting\_Fraud\_Concern, Voting\_And\_Courts\_Voting\_Fraud\_Voting\_Oppression\_Concern

**Voting And Courts Voting Fraud Voting Fraud Concern**

**Dependent Variable:** Respondents who said 'voter fraud' vs. 'voter barriers', 'unsure'

**Internal Haystaq Model Name:** voting\_fraud\_concerned\_aw\_ct

FLAG: 25%

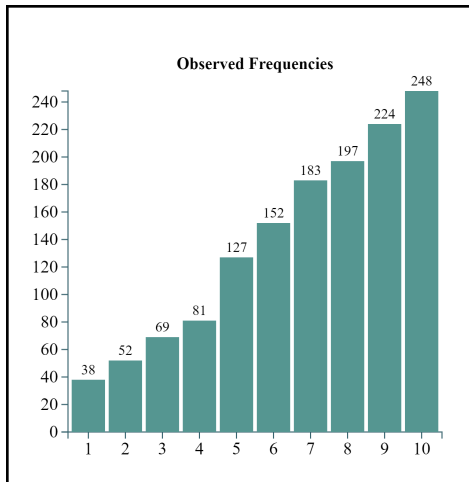


**Voting\_And\_Courts\_Voting\_Fraud\_Voting\_Oppression\_Concern**

**Dependent Variable:** Respondents who said 'voter barriers" vs.'voter fraud,'unsure'

**Internal Haystaq Model Name:** voting\_fraud\_barriers\_2w\_CT

FLAG: 20%



# Wealth Acquisition

**Source question:**

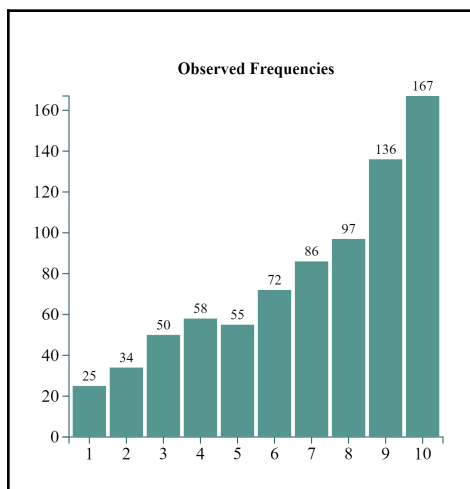
Do you think that most people in the top 1% acquired their wealth because they worked hard or because of advantages they were handed? Hard Work, Advantages, Unsure

**Included fields:** wealth\_acquired\_hardwork, weatlh\_acquired\_advantages

## Wealth\_Acquired\_Hardwork

**Dependent Variable:** Respondents who said 'hard work' vs. those who said 'advantages'

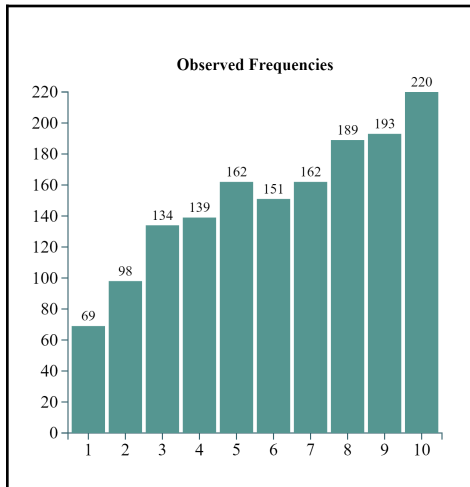
**Internal Haystaq Model Name:** wealth\_acquired\_through\_hardwork\_2w\_CT  
 FLAG: 20%



## Weatlh\_Acquired\_Advantages

**Dependent Variable:** Respondents who said 'advantages' vs. those who said 'hard work', 'unsure'

**Internal Haystaq Model Name:** wealth\_acquired\_through\_advantages\_aw\_XG  
 FLAG: 15%



## Responsiveness

**Source:**

Based on survey respondents

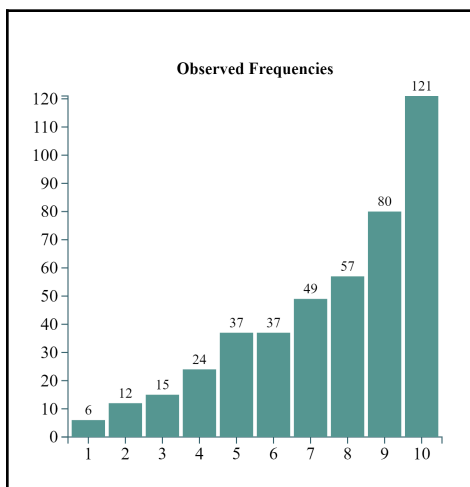
**Included fields:** responsiveness\_live, responsiveness\_sms, responsiveness\_email

### Responsiveness\_Live

**Dependent Variable:** Respondents via live calling to the survey vs. those who we attempted to reach but who did not respond to the survey via live calling

**Internal Haystaq Model Name:** live\_any\_response\_dv\_CT

FLAG: 20%

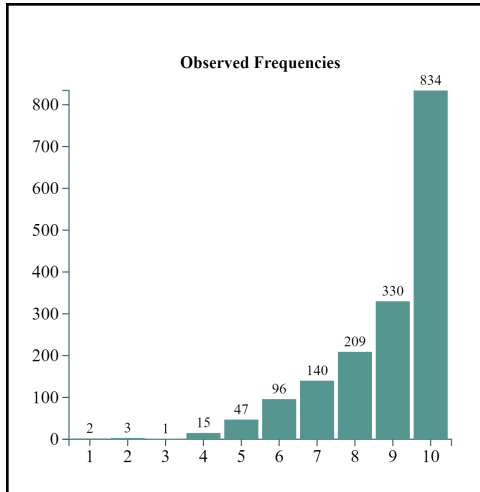


**Responsiveness\_sms**

**Dependent Variable:** Respondents via texting to the surve vs. those who we attempted to reach but who did not respond to the survey via texting

**Internal Haystaq Model Name:** sms\_any\_response\_dv\_XG

FLAG: 8%

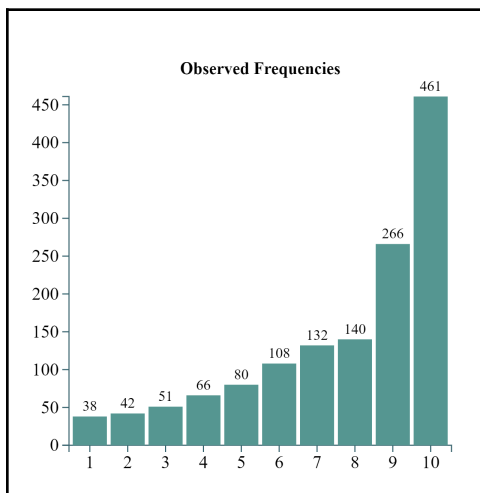


**Responsiveness\_Email**

**Dependent Variable:** Respondents via email to the survet vs. those who we attempted to reach but who did not respond to the survey via email

**Internal Haystaq Model Name:** email\_any\_response\_dv\_CT

FLAG: 8%



# Partisanship

**Source question:**

When you vote, would you say that you always vote for Democrats, mostly vote for Democrats, mostly vote for Republicans, always vote for Republicans, or usually vote for a third party? Always Vote for Democrats, Mostly Vote for Democrats, Always Vote for Republicans, Mostly Vote for Republicans, Third Party

**Included fields:** Party Strong Democrat Score, Party Democrat Score, Party Weak Democrat Score, Party Independent Score, Party Strong Republican Score, Party Republican Score, Party Weak Republican Score

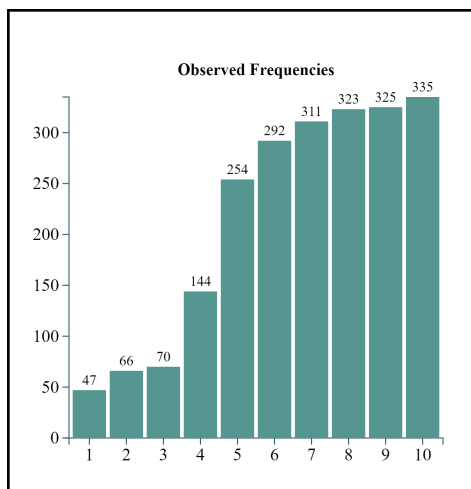
## Party Strong Democrat Score

**Dependent Variable:** Respondents who said 'Always vote for Democrats' vs. those who said 'Always vote for Republicans'

**Internal Haystaq Model Name:** partisanship\_str\_dem\_2w\_ET

FLAG: 10%

**\*We also included partisanship\_2w\_raw which is the raw score for pollster use.**

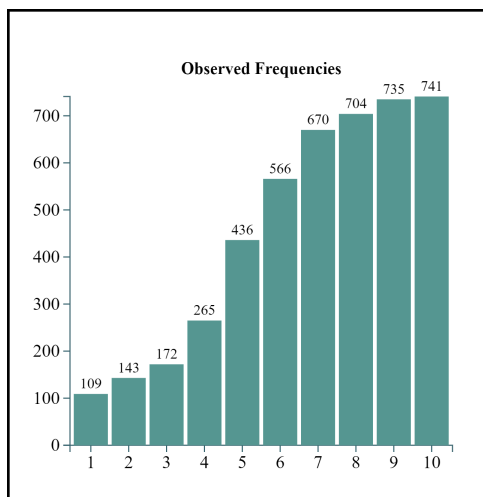


**Party Democrat Score**

**Dependent Variable:** Respondents who said 'Always vote for Democrats' or 'Mostly Democrats' vs. those who said 'Always vote for Republicans', 'Mostly vote for Republicans'

**Internal Haystaq Model Name:** partisanship\_dem\_2w\_GB

FLAG: 20%



**Party Weak Democrat Flag**

Combination of Party Strong Democrat Score & Party Democrat Score. Flagged for people who are in the top 50% of the Party Democrat Score but are not, but are not high enough to be flagged as Party Strong Democrat, Party Democrat, or Party Independent.

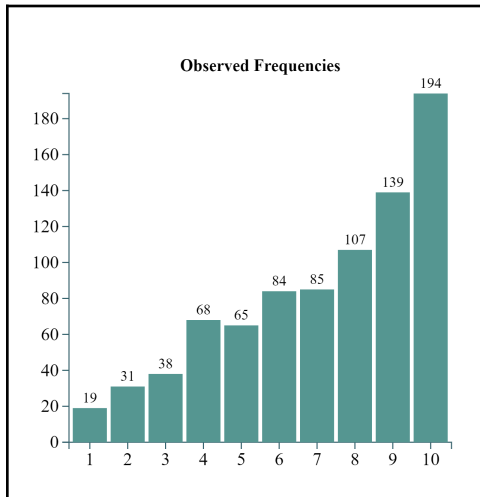
**Party Independent Score**

**Dependent Variable:** Respondents who said 'Third party' vs. those who said 'Always vote for Republicans' or 'Always vote for Democrats'

**Internal Haystaq Model Name:** partisanship\_third\_party\_aw2\_XG

FLAG: 15%



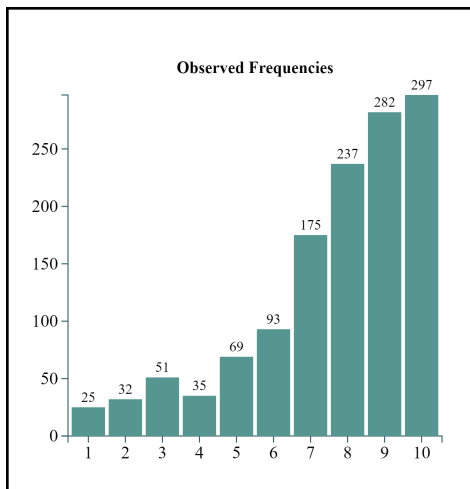


**Party Strong Republican Score**

**Dependent Variable:** Respondents who said 'Always vote for Republicans' vs. those who said 'Always vote for Democrats'

**Internal Haystaq Model Name:** partisanship\_gop\_str\_2w\_ET

FLAG: 10%



**Party Republican Score**

**Dependent Variable:** Respondents who said 'Always vote for Republicans', 'Mostly vote for Republicans' vs. those who said 'Always vote for Democrats' or 'Mostly Democrats'

**Internal Haystaq Model Name:** inverse of partisanship\_dem\_2w\_GB  
FLAG: 10%

### **Party Weak Republican Flag**

Combination of Party Strong Republican Score & Party Republican Score. Flagged for people who are in the top 50% of the Party Republican Score but are not, but are not high enough to be flagged as Party Republican Democrat, Party Republican, or Party Independent.

## Absentee/Vote by Mail and Early Voting

**Source:**

Vote history method of voting available on the voter file.

**Included fields:** absentee\_voting\_score, early\_voting\_score, early\_voting\_no

### **Absentee/Vote by Mail Voting Score**

**Dependent Variable:** Registered voters who voted in the 2020 presidential election absentee/vote by mail vs. those who were eligible to vote in the 2020 presidential election but did not vote, in states where there was absentee/vote by mail voting.

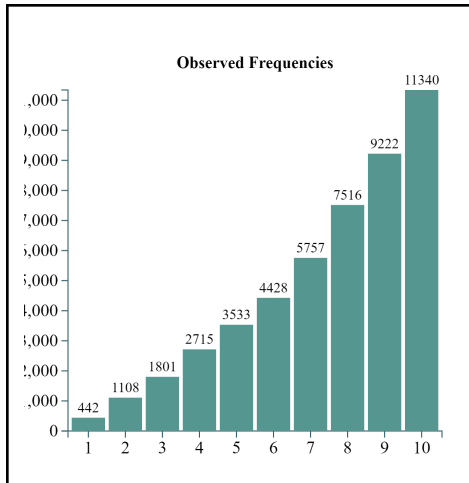
**Internal Haystaq Model Name:** voted\_abs\_g20\_v\_all\_elig\_dv\_LGB

### **Likely\_vbm\_flag**

Positive\_FLAG: 30%

### **unlikely\_vbm\_flag**

Negative\_FLAG: bottom 35%



**Early Voting Score**

**Dependent Variable:** Registered voters who voted early in the 2020 presidential election vs. those who were eligible to vote in the 2020 presidential election but did not vote, in states where there was early voting.

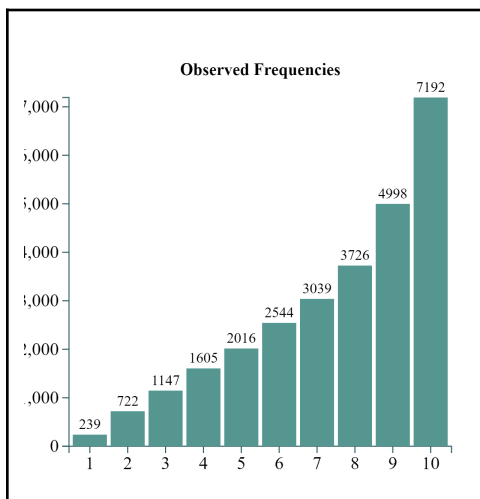
**Internal Haystaq Model Name:** voted\_ev\_g20\_v\_all\_elig\_dv\_CT

**Likely\_EV\_flag**

Positive\_FLAG: 20%

**Unlikely\_Ev\_flag**

Negative\_FLAG: bottom 50%



# Turnout Scores

**Source:**

Vote history available on the voter file. This is calibrated to be presidential year turnout.

**Included fields:** general\_turnout\_score

## General Turnout Score

**Dependent Variable:** Registered voters who voted in the 2020 presidential election vs. those who were eligible to vote in the 2020 presidential election but did not vote

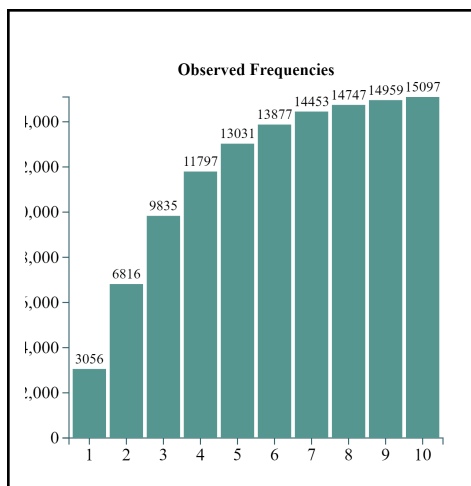
**Internal Haystaq Model Name:** voted\_general\_2020\_dv\_XG

## Likely Presidential Voter flag

Positive\_FLAG: 55%

## Unlikely Presidential Voter flag

Negative\_FLAG: 45%



## Combination Flags

**Source:**

Combining Turnout Scores with Absentee and Early Vote Scores

**Included fields:** likely\_presidential\_voter\_and\_likely\_vbm\_flag,  
likely\_presidential\_voter\_and\_unlikely\_vbm\_flag,  
unlikely\_presidential\_voter\_and\_unlikely\_vbm\_flag,  
likely\_presidential\_voter\_and\_likely\_ev\_flag,  
likely\_presidential\_voter\_and\_unlikely\_ev\_flag

**Likely\_Presidential\_voter\_and\_Likely\_vbm\_flag**

**Dependent Variable:** High Turnout and Likely Absentee Voters  
Positive\_FLAG: Turnout top 55% Vote By Mail top 35%

**Likely\_Presidential\_voter\_and\_Unlikely\_vbm\_flag**

**Dependent Variable:** High Turnout and Unlikely Absentee Voters  
Positive\_FLAG: Turnout top 55% Vote By Mail bottom 65%

**Unlikely\_Presidential\_voter\_and\_Unlikely\_vbm\_flag**

**Dependent Variable:** Low Turnout and Likely Absentee Voters  
Positive\_FLAG: Turnout bottom 45% Vote By Mail top 20%

**Likely\_Presidential\_voter\_and\_Likely\_ev\_flag**

**Dependent Variable:** High Turnout and Likely Early Voters  
Positive\_FLAG: Turnout top 55% Early Voters top 20%

**Likely\_Presidential\_voter\_and\_Unlikely\_ev\_flag**

**Dependent Variable:** Low Turnout and Unlikely Early Voters  
Positive\_FLAG: Turnout bottom 45% Early Voters bottom 50%